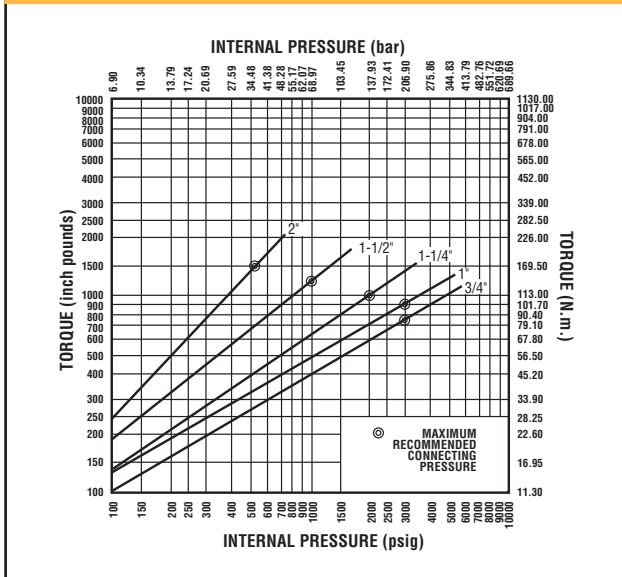
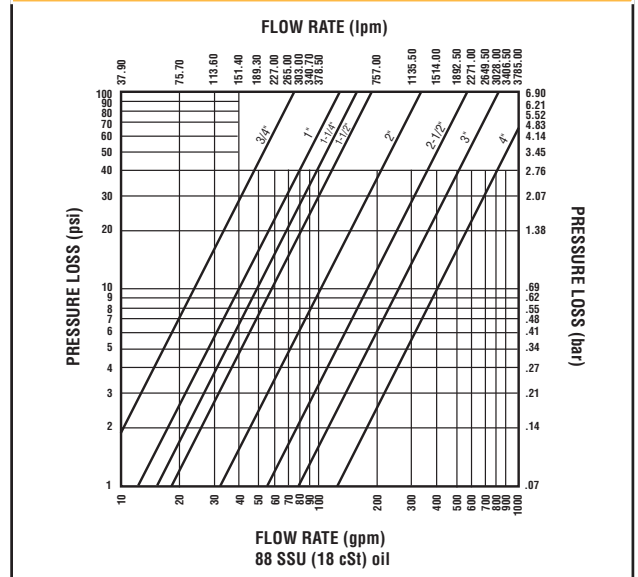


TECHNICAL AND DIMENSIONAL INFORMATION

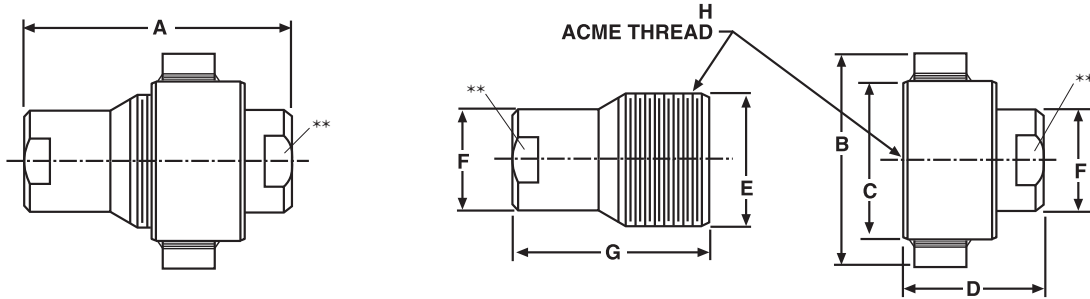
TORQUE VALUES FOR CONNECTING COUPLINGS



FLOW CHART



3/4" THRU 4"



SIZE		A	B	C (DIA)	D	E (DIA)	F (DIA)	G	ACME H
3/4	in	4.85		1.87*	2.84	1.75	1.35	3.27	1-3/4"-8
	mm	123.19		47.50*	72.14	44.45	34.29	83.06	
1	in	6.04	4.25	2.75	3.45	2.25	1.77	4.17	2-1/4"-6
	mm	153.32	107.95	69.85	87.63	57.15	44.96	105.92	
1-1/4	in	7.76	4.75	3.25	4.40	2.62	2.14	5.36	2-5/8"-6
	mm	197.10	120.65	82.55	111.76	66.55	54.36	136.14	
1-1/2	in	8.70	5.75	3.75	5.04	3.24	2.50	5.97	3-1/4"-4
	mm	220.98	146.05	95.25	128.02	82.30	63.50	151.64	
2	in	10.05	6.75	4.75	6.07	4.00	3.25	7.05	4"-4
	mm	255.27	171.45	120.65	154.18	101.60	82.55	179.07	
2-1/2	in	10.13	8.00	6.00	5.29	5.00	3.38	7.46	5"-4
	mm	257.30	203.20	152.40	134.37	127.00	85.85	189.48	
3	in	10.58	8.50	6.50	5.84	6.00	4.25	8.26	6"-4
	mm	268.73	215.90	165.10	148.34	152.40	107.95	209.80	
4	in	12.36	11.00	7.00	7.11	6.63	5.25	9.40	6-5/8"-4
	mm	313.94	279.40	177.80	180.59	168.40	133.35	238.76	

*Hex dimensions are taken from flat of hex and not across corners.
 Decimal dimensions are ± .06 in. (1.5mm)
 Dimensions are subject to change without notice.
 Part configurations are typical and do not necessarily represent actual appearance.