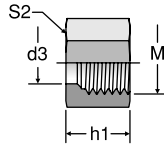


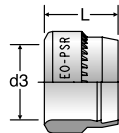
M
Nut



STANDARD FROM STOCK			d3 Tube O.D. (mm)	M Metric Thread	S2 (mm)	h1 (mm)
TUBE FITTING PART #						
STEEL	STAINLESS	BRASS				
M04LLCFX	M04LL71X	M04LLMSX	4	M8 x 1	10	11.0
M06LLCFX	M06LL71X	M06LLMSX	6	M10 x 1	12	11.5
M08LLCFX	M08LL71X	M08LLMSX	8	M12 x 1	14	13.0
M10LLCFX	—	M10LLMSX	10	M14 x 1	17	13.0
M12LLCFX	—	M12LLMSX	12	M16 x 1	19	13.0
M06LCFX	M06LEODURX	M06LMSX	6	M12 x 1.5	14	15.0
M08LCFX	M08LEODURX	M08LMSX	8	M14 x 1.5	17	15.0
M10LCFX	M10LEODURX	M10LMSX	10	M16 x 1.5	19	16.0
M12LCFX	M12LEODURX	M12LMSX	12	M18 x 1.5	22	16.0
M15LCFX	M15LEODURX	M15LMSX	15	M22 x 1.5	27	17.5
M18LCFX	M18LEODURX	M18LMSX	18	M26 x 1.5	32	18.5
M22LCFX	M22LEODURX	M22LMSX	22	M30 x 2	36	20.5
M28LCFX	M28LEODURX	M28LMSX	28	M36 x 2	41	21.0
M35LCFX	M35LEODURX	M35LMSX	35	M45 x 2	50	24.0
M42LCFX	M42LEODURX	M42LMSX	42	M52 x 2	60	24.0
M06SCFX	M06SEODURX	M06SMSX	6	M14 x 1.5	17	17.0
M08SCFX	M08SEODURX	M08SMSX	8	M16 x 1.5	19	17.0
M10SCFX	M10SEODURX	M10SMSX	10	M18 x 1.5	22	18.0
M12SCFX	M12SEODURX	M12SMSX	12	M20 x 1.5	24	18.0
M14SCFX	M14SEODURX	M14SMSX	14	M22 x 1.5	27	21.0
M16SCFX	M16SEODURX	M16SMSX	16	M24 x 1.5	30	21.0
M20SCFX	M20SEODURX	M20SMSX	20	M30 x 2	36	24.5
M25SCFX	M25SEODURX	M25SMSX	25	M36 x 2	46	27.0
M30SCFX	M30SEODURX	M30SMSX	30	M42 x 2	50	29.0
M38SCFX	M38SEODURX	M38SMSX	38	M52 x 2	60	32.5

PSR

Progressive Ring
For L and S series only



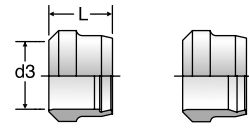
STANDARD FROM STOCK	d3 Tube O.D. (mm)	L (mm)
TUBE FITTING PART #		
STEEL		
PSR06LX*	6	9.5
PSR08LX*	8	9.5
PSR10LX*	10	10.0
PSR12LX*	12	10.0
PSR15LX	15	10.0
PSR18LX	18	10.0
PSR22LX	22	10.5
PSR28LX	28	10.5
PSR35LX	35	13.5
PSR42LX	42	13.5
PSR14SX	14	10.0
PSR16SX	16	10.5
PSR20SX	20	12.5
PSR25SX	25	12.5
PSR30SX	30	13.0
PSR38SX	38	13.5

* PSR Progressive Rings in sizes 6, 8, 10 and 12mm are the same for both Series L and S.

PSR Progressive Rings: Zinc plated and clear chromated

DPR

Progressive Ring
For L and S series only



DPR: Progressive Ring
D: Cutting Ring

D

Cutting (Locking) Ring
For LL series and all brass

STANDARD FROM STOCK			d3 Tube O.D. (mm)	L (mm)
TUBE FITTING PART #				
STEEL	STAINLESS	BRASS		
D04LLX	—	D04LLMSX	4	6.0
D06LLX	D06LL71X	D06LLMSX	6	7.0
D08LLX	D08LL71X	D08LLMSX	8	7.0
D10LLX	—	D10LLMSX	10	7.0
D12LLX	—	D12LLMSX	12	7.5
DPR06LX*	DPR06L71X*	D06LMSX*	6	9.5
DPR08LX*	DPR08L71X*	D08LMSX*	8	9.5
DPR10LX*	DPR10L71X*	D10LMSX*	10	10.0
DPR12LX*	DPR12L71X*	D12LMSX*	12	10.0
DPR15LX	DPR15L71X	D15LMSX	15	10.0
DPR18LX	DPR18L71X	D18LMSX	18	10.0
DPR22LX	DPR22L71X	D22LMSX	22	10.5
DPR28LX	DPR28L71X	D28LMSX	28	10.5
DPR35LX	DPR35L71X	D35LMSX	35	13.5
DPR42LX	DPR42L71X	D42LMSX	42	13.5
DPR14SX	DPR14S71X	D14SMSX	14	10.0
DPR16SX	DPR16S71X	D16SMSX	16	10.5
DPR20SX	DPR20S71X	D20SMSX	20	12.5
DPR25SX	DPR25S71X	D25SMSX	25	12.5
DPR30SX	DPR30S71X	D30SMSX	30	13.0
DPR38SX	DPR38S71X	D38SMSX	38	13.5

* DPR Progressive Rings in sizes 6, 8, 10 and 12mm are the same for both Series L and S.

Cutting (locking) Rings, Series LL: Zinc plated and clear chromate (CF)

ProgressiveRings, Series L and S: Zinc plated and olive chromated (A3D)

Visual Index
How To Order
Specs
Assembly / Installation
Reference Section
3-D CAD Model

Dimensions and pressures for reference only, subject to change.