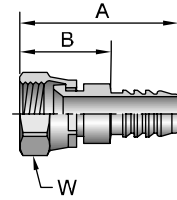


### 0688

#### Female JIC 37° - Swivel

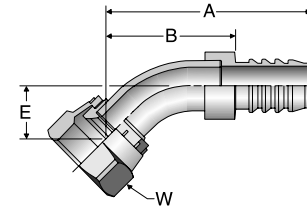
# Part Number	Thread		Hose I.D. inch	A		W inch	B	
	inch	1-1/16x12		inch	mm		inch	mm
0688-12-12	3/4	1-1/16x12	3/4	2.66	68	1-1/4	1.53	39
0688-16-12	1	1-5/16x12	3/4	1.86	47	1-1/2	1.38	35
0688-16-16	1	1-5/16x12	1	2.72	69	1-1/2	1.34	34
0688-20-20	1-1/4	1-5/8x12	1-1/4	3.34	85	2	1.75	44
0688-24-24	1-1/2	1-7/8x12	1-1/2	3.67	93	2-1/4	1.93	49
0688-32-32	2	2-1/2x12	2	4.14	105	2-7/8	2.31	59



### 3788

#### Female JIC 37° - Swivel

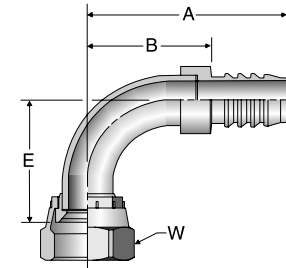
# Part Number	Thread		Hose I.D. inch	A		W inch	B	
	inch	1-1/16x12		inch	mm		inch	mm
3788-12-12	3/4	1-1/16x12	3/4	3.07	78	1-1/4	1.94	49
3788-16-16	1	1-5/16x12	1	3.51	89	1-1/2	2.13	54
3788-20-20	1-1/4	1-5/8x12	1-1/4	3.97	101	2	2.38	60



### 3988

#### Female JIC 37° - Swivel

# Part Number	Thread		Hose I.D. inch	A		W inch	B	
	inch	1-1/16x12		inch	mm		inch	mm
3988-12-12	3/4	1-1/16x12	3/4	2.98	76	1-1/4	1.85	47
3988-16-16	1	1-5/16x12	1	3.48	88	1-1/2	2.10	53
3988-20-20	1-1/4	1-5/8x12	1-1/4	3.81	97	2	2.22	56
3988-24-24	1-1/2	1-7/8x12	1-1/2	4.21	107	2-1/4	2.47	63

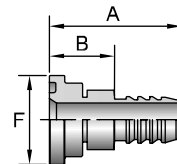


### 1588

#### SAE Code 61 Flange Head

#### ISO 12151-3 - S - L

# Part Number	Flange inch	Hose I.D. inch	A		F inch	B	
			inch	mm		inch	mm
1588-16-16	1	1	2.57	65	1-3/4	1.19	30
1588-20-20	1-1/4	1-1/4	3.37	86	2	1.78	4
1588-24-24	1-1/2	1-1/2	3.78	96	2-3/8	2.04	52
1588-32-32	2	2	4.32	110	2-13/16	2.49	63



See page B-185 for 81 Series crimp shells and clamps for 88 Series fittings.  
See Equipment Section for assembly and crimping instructions.  
See Accessories Section for Flange Kits and O-Rings.

Hose  
**A**  
Fittings  
88 Series  
**B**  
Equipment  
**C**  
Accessories  
**D**  
Technical  
**E**