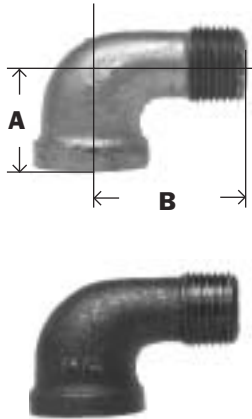


MALLEABLE FITTINGS


BLACK & GALVANIZED MALLEABLE IRON 150#

90° STREET ELBOWS




Part # Galvanized	List Price	Size	A	B	Box/ Case	Approx. Wt. Lbs.	Part # Black	List Price
64-160	1.50	1/8"	0.69	1.00	60/720	0.06	65-160	1.22
64-161	1.50	1/4"	0.80	1.17	35/420	0.10	65-161	1.22
64-162	1.25	3/8"	0.95	1.48	40/480	0.17	65-162	1.22
64-163	1.13	1/2"	1.10	1.59	60/360	0.25	65-163	0.92
64-164	1.65	3/4"	1.28	1.85	35/210	0.42	65-164	1.34
64-165	2.44	1"	1.47	2.10	30/120	0.57	65-165	1.99
64-166	5.11	1-1/4"	1.75	2.57	25/75	1.01	65-166	3.46
64-167	5.22	1-1/2"	1.90	2.63	9/54	1.32	65-167	4.25
64-168	7.38	2"	2.21	3.19	10/30	2.22	65-168	6.00
64-169	19.74	2-1/2"	2.65	3.78	9/18	2.83	65-169	16.07
64-170	25.53	3"	3.02	4.42	7/14	5.71	65-170	20.78
64-171	42.55	4"	3.72	5.57	2/6	10.47	65-171	41.56

ELBOWS 45°



Part # Galvanized	List Price	Size	A	Box/ Case	Approx. Wt. Lbs.	Part # Black	List Price
64-180	1.50	1/8"	0.63	50/600	0.07	65-180	1.22
64-181	1.50	1/4"	0.73	30/360	0.11	65-181	1.22
64-182	1.50	3/8"	0.80	50/600	0.16	65-182	1.22
64-183	1.22	1/2"	0.88	50/400	0.24	65-183	0.83
64-184	1.84	3/4"	0.98	40/240	0.56	65-184	1.50
64-185	2.72	1"	1.12	20/120	0.35	65-185	2.22
64-186	4.43	1-1/4"	1.29	20/80	0.85	65-186	3.60
64-187	5.44	1-1/2"	1.43	10/60	1.11	65-187	4.43
64-188	6.81	2"	1.68	12/36	1.80	65-188	5.54
64-189	17.02	2-1/2"	1.95	9/27	2.68	65-189	13.85
64-190	25.87	3"	2.17	10/20	4.33	65-190	17.54
64-191	44.25	4"	2.61	2/16	7.54	65-191	36.02
64-192	163.39	6"	3.46	1/2	12.76	65-192	132.99

45° STREET ELBOWS



Part # Galvanized	List Price	Size	A	B	Box/ Case	Approx. Wt. Lbs.	Part # Black	List Price
64-200	2.05	1/8"	0.63	0.83	70/840	0.05	65-200	1.94
64-201	2.39	1/4"	0.73	0.94	40/480	0.13	65-201	1.67
64-202	2.39	3/8"	0.80	1.03	50/600	0.13	65-202	1.94
64-203	2.05	1/2"	0.86	1.30	75/450	0.23	65-203	1.67
64-204	3.65	3/4"	0.96	1.48	40/240	0.33	65-204	2.55
64-205	4.15	1"	1.10	1.69	25/150	0.55	65-205	3.38
64-206	6.81	1-1/4"	1.26	1.87	10/80	0.76	65-206	5.54
64-207	8.17	1-1/2"	1.40	2.05	10/60	1.13	65-207	6.65
64-208	13.61	2"	1.65	2.38	12/36	1.76	65-208	9.23
64-209	31.77	2-1/2"	1.95	2.72	12/24	2.57	65-209	26.37
64-210	40.84	3"	2.17	3.16	6/18	3.52	65-210	34.56
64-211	71.48	4"	2.61	3.90	7/7	8.29	65-211	

NIPPLES & FITTINGS

