

TAPCO[®] INC.



6th Edition



ELEVATOR BUCKETS - ELEVATOR BOLTS PRODUCT GUIDE

GOODYEAR
GOODYEARBELTING.COM

Call Toll Free: 1-866-711-4673
International: +1-727-342-5086

**We Ship
World Wide**

Welcome to the Sixth Edition of the Tapco Product Guide.

Dear Friends,

We are proud to be celebrating over 37 years in the business of producing the best nonmetallic elevator buckets in the industry! Tapco was incorporated in 1974. This edition contains, along with everything from the fifth edition, several new and exciting items that will interest you.

We have greatly expanded our offering of 18-8 stainless steel elevator bolts. **All sizes of fanged, pointed-end fanged, No. 3 Eclipse and metric elevator bolts are now available in stainless steel. We have also added a line of Reference 70 elevator bolts.** When coupled with the recommended oval washer, they offer tremendous pull-through resistance, ideal for rugged applications using pulley diameters over 20 inches. The bolt section begins on page 65.

Tapco now offers the **Tapco-Splice NS, a non-sparking cast bronze belt splice** which complements the traditional Dura-Splice. These splices can be found on page 71.

We continue to offer a line of **AA style ductile iron buckets, still Made in the USA**, and not imported. The new CC style **Xtreme Duty elevator buckets keep growing in popularity** as a thicker and beefier version of the classic CC-HD style of bucket. The Xtreme Duty buckets are available in 7", 8" and 10" projections.

Even into our fourth decade, Tapco is still innovating and adding the products our customers demand. Please contact our knowledgeable sales staff with any questions you may have about the products contained in the guide. We are eager to earn your business year-after-year.

We look forward to hearing from you,

Sincerely,

The Tapco Team

Table of Contents

Corporate Profile	3	AC & ACS Industrial buckets	55
Product Overview	11	Continuous Fabricated Buckets	57
CC-HD Agricultural Buckets.....	12	SC Fabricated Buckets	64
Low Profile CC-HD Buckets.....	18	Elevator Bolts, Nuts & Washers	65
CC-XD Agricultural Buckets.....	20	Belt Splices.....	71
Low Profile CC-XD Buckets.....	26	Abrasion Resistant Sheeting	72
CC Fabricated Steel Buckets	28	Drag Flights & Hanger Bearings	76
CC "Digger" Buckets.....	30	Punching Guides	80
Other Fabricated Steel Buckets	32	Venting Guides	86
Super EuroBuckets	36	Engineering Tables	88
AA Industrial Buckets.....	44	Box Dimensions	102



TAPCO[®] INC.

The Largest Manufacturer of Elevator Buckets in North America

Tapco Inc. was conceived in the early 1970s by Paul D. Taylor, President and Ted W. Beaty, Executive Vice President, to fill a void in the elevator bucket industry. At that time, there were only a small number of nonmetallic buckets manufactured in the U.S.A. All the other buckets were made from fabricated steel. With the inherent problems of steel buckets and the limited range of the existing polyethylene styles, the time was right for Tapco.

The name Tapco is derived from, Ted And Paul's Company. The company has been in its own 92,000 square foot facility for over 20 years. Tapco has nine (9) injection molding machines ranging from a small 150 ton to a very large 1,000 ton press. This allows us to make our entire range of buckets in the most expedient and quality controlled manner. Tapco stocks the largest inventory of elevator buckets and bolts; some 900,000 buckets and 15,000,000 bolts. We also have one of the biggest inventories of abrasion resistant sheeting, drag flights and hanger bearings in North America. We have the products that you need, when you need them, and at a competitive price! Our staff is geared to handle the most urgent of emergencies.

We at Tapco feel the future is unlimited. There are plans for new and different products relating to bulk material handling. Our exporting is growing every day. We have shipped to more than fifty different countries around the world. Stocking distributors are located strategically in North America, Central America, South America, Australia, Western Europe and the Pacific Rim. This segment of the market is keyed for further growth.

Tapco is continuously researching new technologies to better serve our customers. Product research has been a priority for many years. Innovations in the company's state of the art processing enables Tapco to meet the customized needs of its diverse customers. Tapco uses the highest quality material for their buckets; 100% prime virgin high density linear polyethylene, impact modified nylon and thermoplastic urethane.

Our mission at Tapco is to provide the highest value products and service at the best price. The company's focus is on building and maintaining "Solid and Reputable" relationships with its customers. With our high quality staff, we are able to serve your needs promptly. Most importantly, we appreciate and are proud of you, our customer. We look forward to serving you for many more years, and welcome any suggestions on how we can work more closely in the future.

GOODYEAR
GOODYEARBELTING.COM

Call Toll Free: 1-866-711-4673
International: +1-727-342-5086

We Ship
World Wide



■ **Precise Discharge**

Consistent profile shape assures uniform discharge characteristics over the entire bucket range.

■ **Perfect Fit**

Direct interchange and replacement of style CC and European pressed steel buckets. No modifications to your elevator are needed.

■ **Profitable, High-Speed Handling**

Tested and proven designs allow a direct, compact discharge path for improved, high-speed performance.

■ **Increased Safety**

Nonmetallic materials eliminate the possibility of explosion-causing sparking from bent and torn steel buckets.

■ **Ease of Installation**

Lighter weight aids in mounting buckets and reduces load on belt and running components. Nonmetallic materials eliminate hazardous sharp edges of steel buckets.

■ **Prevents Backlegging**

Straight sided CC design helps end costly backlegging.

**New: 7"
Projection
Xtreme Duty
CC-XD**

How Tapco Buckets Make a World of

Now available, only from Tapco, the most popular bucket designs in the world! These incredible buckets will fit your elevator no matter where in the world you operate your facility.

For North American style elevators: the classic CC-HD (Heavy-Duty) and the

buckets are manufactured with 35% more material throughout the entire bucket – making it the strongest on the market. For European style elevators: the Super EuroBucket.

Turn to Tapco for solid information and answers. Do you need a longer lasting

Tapco Xtreme Duty CC-XD bucket with 35% - 50% more plastic throughout the entire bucket, not just at the wear points. Wear and tear is a fact of life in many elevators. Are you using the best bucket material for your application? Tapco urethane buckets are known for their exceptional wear characteristics. Our

GOODYEAR
GOODYEARBELTING.COM

Call Toll Free: 1-866-711-4673
International: +1-727-342-5086

**We Ship
World Wide**



■ **Tough & Flexible**

Injection molded polyethylene “gives” or “yields” to bypass obstructions in your elevator, allowing the bucket to return to its original shape.

■ **Unequaled Strength**

Thick walls and high-impact polyethylene provide exceptional strength.

■ **Accurate & Reliable Capacity Ratings**

Equal or greater carrying capacity of equivalent steel buckets. Smooth, rounded front lip aids in filling of bucket.

■ **Increased Production**

Engineered designs allow closer bucket spacing for more product throughput per hour.

■ **Cost Efficient**

Prime virgin nonmetallic materials give unsurpassed bucket life for maximum return on investment.

■ **Ordered Today, Shipped Today**

900,000 buckets in stock worldwide in 60 sizes, 3 styles & 4 materials for fast delivery!

STYLE CC-XD

Difference in Your Elevator Facility...

nylon buckets are extremely strong, yet lightweight. If you are not using Tapco buckets, you are not getting the most out of your elevator!

Connect with Tapco, or your favorite distributor, and find out why Tapco buckets are the most



FANGED HEAD Elevator Bolt



FLAT COUNTERSUNK HEAD Elevator Bolt

Tapco elevator bolts have been specifically designed to work with nonmetallic buckets.

To achieve the ultimate assembly, use Tapco fanged elevator bolts and self-locking nuts. Tapco stocks over 15 million bolts in 6 styles.

If you would like to improve elevator performance at your facility, contact Tapco or visit www.tapcoinc.com.

TAPCO INC.

ELEVATOR BUCKETS - ELEVATOR BOLTS

St. Louis, Missouri U.S.A.

GOODYEAR
GOODYEARBELTING.COM

Call Toll Free: 1-866-711-4673
International: +1-727-342-5086

**We Ship
World Wide**

"I've used Tapco buckets for over 30 years and NEVER had a problem. The nine plant managers I supervise agree – which is why we use Tapco buckets and nothing else!"

Mark Warren, Vice President of
Plant Operations
INTERNATIONAL INGREDIENT CORP.
Fenton, Missouri, U.S.A.



Why 9 out of 9 Feed Ingredient Plant Managers Pick Tapco Buckets – and No Equal.

"We Make it Right!" is more than a tagline for International Ingredient Corporation. All key components of basic diet processed by this feed ingredient manufacturer are research proven. International



STYLE CC-HD

High Density Polyethylene Elevator Bucket
Urethane • Nylon

Ingredient Corporation prides itself on providing products of exceptional quality and dependability, with service to match.

This quality commitment extends to ALL areas of manufacturing and product handling, which is why they trust Tapco.

"I've worked in the feed industry for more than 30 years," Mark Warren, Vice President of Plant Operations says, "and I've never had a problem with Tapco buckets, and never used anything else."

"However we take our customer pledge of quality very seriously," Warren says. "So I let each of the nine plant managers I supervise throughout the U.S.A. make their own selection, based on the stringent quality criteria we've established for all of our facilities.

"I poll them each year and every one has specified Tapco buckets exclusively."

And for good reason. Since 1974, Tapco buckets have been outperforming all others in tests and actual usage. Tapco buckets won't let you down. With 900,000 buckets in 60 sizes – stocked throughout the world – Tapco has what you want, when you need it. Call Tapco and find out why 75% of design engineers, contractors and bucket elevator manufacturers wouldn't specify anything else*.



FANGED HEAD
Elevator Bolt

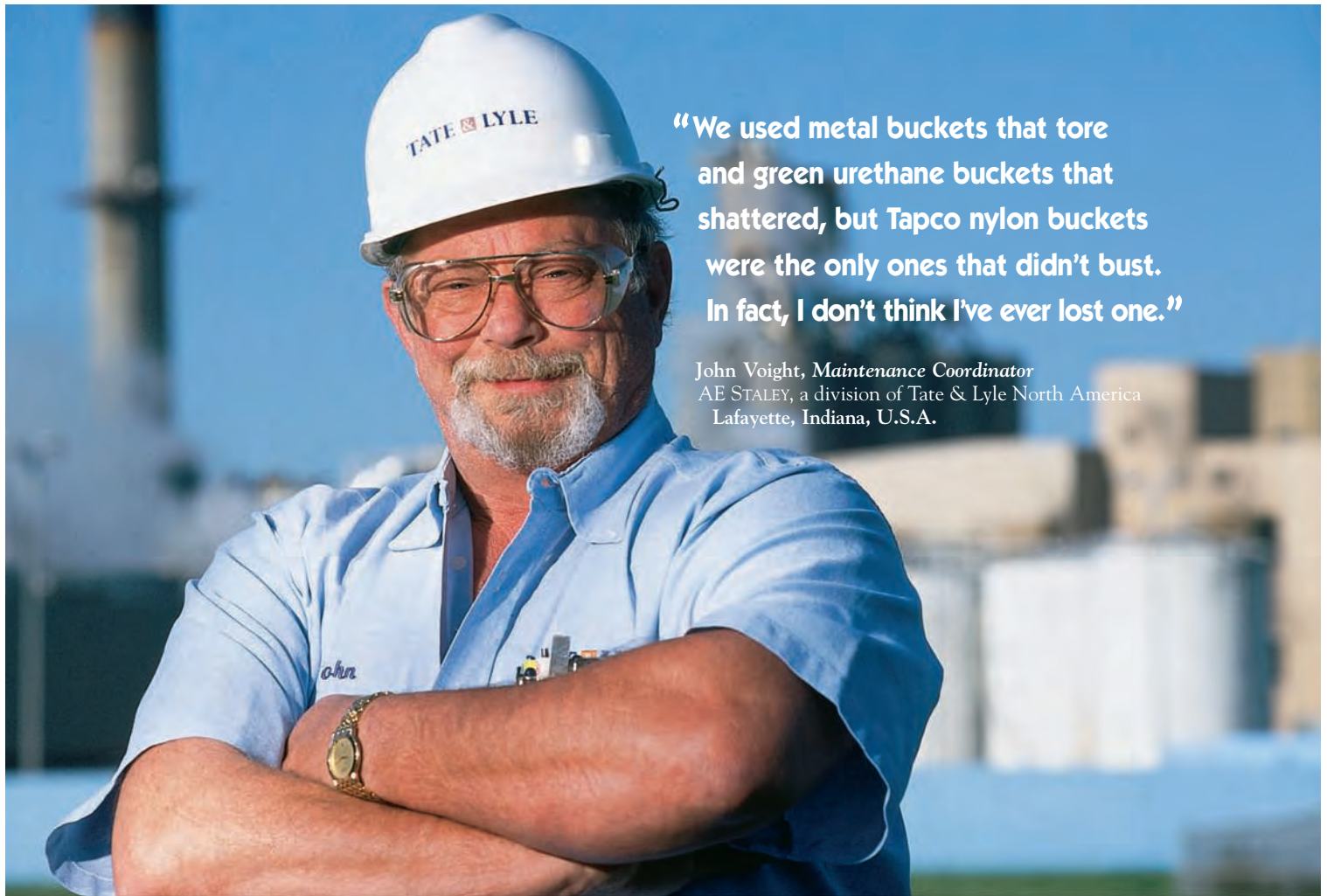
TAPCO INC.
ELEVATOR BUCKETS - ELEVATOR BOLTS

St. Louis, Missouri U.S.A.

GOODYEAR
GOODYEARBELTING.COM

Call Toll Free: 1-866-711-4673
International: +1-727-342-5086

We Ship
World Wide



“We used metal buckets that tore and green urethane buckets that shattered, but Tapco nylon buckets were the only ones that didn’t bust. In fact, I don’t think I’ve ever lost one.”

John Voight, *Maintenance Coordinator*
 AE STALEY, a division of Tate & Lyle North America
 Lafayette, Indiana, U.S.A.

Some Tapco Customers Like Our Buckets So Much, They May Never Order Them Again!

“Our facility runs 365 days a year. We receive corn 12 hours a day by truck and dump rail corn by night which keeps the belts in both of our elevator legs moving,” John Voight, AE Staley explains. “When the plant was built in 1976 they used metal buckets. But those would tear and scrape against the metal legs and cause friction – which is a major hazard in grain facilities where dust explosions can happen.



STYLE CC-HD
 Impact Modified Nylon Elevator Bucket
 Polyethylene • Urethane

“We went to green urethane buckets to solve the problem, but they just shattered in the winter. When I’d change them out, the only thing left was the back of the bucket bolted on. It was a joke.”

Voight decided to put numerous types of buckets to the test in actual working conditions. Using many brands, he put the buckets on a belt intermittently and ran it to see what would happen.

“The Tapco nylon buckets were the only ones that stood up,” he says. “They wear good, are strong and have accurate capacity. Since we replaced the buckets, I’ve never lost one.”

In fact, Tapco buckets continue to perform so well, Voight just purchased 280 more to replace existing steel buckets, enabling him to completely change out a pellet elevator leg at the plant.

“Which means I guess I won’t be talking to my distributor anytime too soon.” Fortunately with success stories like this, a lot of other people will.

With 900,000 buckets in 60 sizes, stocked in the U.S.A. and throughout the world, you can count on Tapco to help keep your facility running at top performance.

Contact Tapco or visit our website at www.tapcoinc.com and find out why 75% of design engineers, contractors and bucket elevator manufacturers specify Tapco* with no equal.



FLAT COUNTERSUNK HEAD (No. 1 NORWAY)
 Elevator Bolt

FANGED HEAD
 Elevator Bolt

TAPCO INC.
 ELEVATOR BUCKETS - ELEVATOR BOLTS
 St. Louis, Missouri U.S.A.

GOODYEAR
 GOODYEARBELTING.COM

Call Toll Free: 1-866-711-4673
International: +1-727-342-5086

We Ship
World Wide



“After two years, we took down the buckets and compared. Others were worn out, but the Tapco urethane buckets looked as good as the day they were installed. It was a real awakening! And now, after four years, we are still using the same buckets!”

John Looman, Maintenance Supervisor
 WEST MICHIGAN MILLS, a division of Hamilton Farm Bureau
 Holland, Michigan, U.S.A.

To Handle the Rough Stuff, Talk Turkey With Tapco

Although West Michigan Mills is not located in Tapco's home state of Missouri, Maintenance Supervisor John Looman appreciates the "Show Me" state motto and recommends that others use it when evaluating buckets.



STYLE CC-HD
 Urethane SEVERE DUTY Elevator Bucket
 Polyethylene • Nylon

“Feed pellets are very rough and abrasive,” Looman explains. “So after reviewing wear characteristics, we ordered 25 buckets from several manufacturers and installed them to see how they would hold up under real conditions.”

West Michigan Mills has been processing more than 2,100 tons of feed each week for more than 30 years and knew the buckets were in for a real workout.

“Other brands completely wore out and had to be replaced way too fast,” Looman says. “But I got a real awakening when we checked the buckets for the first time after two years. The Tapco 12" x 7" CC-HD urethane buckets looked EXACTLY the same as the day we installed them!...And now, after four years, we are still using the same buckets!”

“When something good happens, I like to say it,” Looman confirms. “Tapco urethane buckets really perform like they say they will – even when others fall apart.”

Which is probably why 75% of design engineers, contractors and bucket elevator manufacturers in the U.S.A. specify Tapco buckets*.

Contact Tapco to help keep your business running smoothly, even in rough times and conditions.



FANGED HEAD
 Elevator Bolt



FLAT COUNTERSUNK HEAD (No. 1 NORWAY)
 Elevator Bolt

TAPCO INC.
 ELEVATOR BUCKETS - ELEVATOR BOLTS

St. Louis, Missouri U.S.A.

GOODYEAR
 GOODYEARBELTING.COM

Call Toll Free: 1-866-711-4673
International: +1-727-342-5086

We Ship
World Wide

STRENGTH BEYOND COMPARISON



With 2000 lb. load



**ONE 9X5 TAPCO POLYETHYLENE ELEVATOR BUCKET
SUPPORTS A 2000 LB. VOLKSWAGEN!**

Only TAPCO buckets are molded from **prime virgin** polyethylene in a grade this tough. The most common cause of bucket elevator downtime is "bucket failure". TAPCO buckets keep working long after other brands fail! Minimize your downtime. Use TAPCO elevator buckets.

TAPCO[®] INC. ELEVATOR BUCKETS - ELEVATOR BOLTS

225 Rock Industrial Park Drive St. Louis, Missouri 63044 U.S.A.

GOODYEAR
GOODYEARBELTING.COM

Call Toll Free: 1-866-711-4673
International: +1-727-342-5086


**We Ship
World Wide**

Have You Experienced This In Your Elevator?

For over 35 years, and in more than 50 countries, Tapco has been solving the problem of bent & torn steel buckets.



The "HEAVY DUTY" nonmetallic elevator bucket
Polyethylene • Urethane • Nylon



During a "hang-up" the Tapco bucket will "give or yield" to bypass obstructions. Then its memory will return it to its original shape. In tests, we have pulled the front lip down below the bottom of the bucket – it did not crack or tear – but slowly returned to a usable condition.

Prevent sparking from bent metal buckets.
Replace your steel buckets with Tapco — the bucket with a memory.

TAPCO[®] INC.

ELEVATOR BUCKETS - ELEVATOR BOLTS

225 Rock Industrial Park Drive St. Louis, Missouri 63044 U.S.A.
314-739-9191 • 800-AT-TAPCO (800-288-2726) • Fax: 314-739-5880
www.tapcoinc.com

GOODYEAR
GOODYEARBELTING.COM

Call Toll Free: 1-866-711-4673
International: +1-727-342-5086

We Ship
World Wide



Polyethylene, Nylon or Urethane Style CC-HD, XD & U-HD:

A heavy duty agricultural bucket for handling grains, feeds, fertilizers, seeds, salt, sand, chemicals, and a variety of other free flowing materials. Polyethylene is ideal for most applications, while nylon or urethane is recommended for highly abrasive products or extremely high throughput elevators.



Polyethylene, Nylon or Urethane Low Profile:

The same CC-HD, XD or U-HD style agricultural duty bucket as described above only modified to a "low profile" to allow closer spacing on the belt. Used to increase bucket elevator capacity over what can be achieved using conventional buckets and spacings.



Polyethylene, Nylon, Urethane Super EuroBucket & EuroBucket:

A European style agricultural duty bucket molded in a "low profile" configuration. Super EuroBuckets and EuroBuckets are a direct interchange/replacement of European pressed steel and molded nonmetallic buckets.



Nylon, Polyethylene or Urethane Style AA and AC:

An industrial duty bucket for handling foundry sand, sand and gravel, coal, fertilizers, clay, salt and many other industrial materials.





Ductile Iron or Aluminum Style AA and AC:

An industrial duty bucket for handling stone, foundry sand, sand and gravel, coal, fertilizers, clay, salt and many other industrial materials. Iron is ideal for large, dense, sluggish products or sharp cutting products such as crushed glass. Aluminum is a light weight bucket for nonabrasive products in hot applications (250°F to 400°F / 121°C to 204°C) where nonmetallic buckets can not be used because of the high temperature.



Fabricated Steel Style CCB, Nu-Hy and Sweetheart:

Agricultural duty buckets for handling grain, feeds, fertilizers, seeds, salt, sand, chemicals, food products, and a variety of other free flowing materials. Steel is ideal for sharp cutting products such as crushed glass and hot applications (over 275°F/ 135°C) where nonmetallic buckets can not be used. Diggers used in conjunction with plastic buckets to aid in breaking up tough materials.



Fabricated Steel Continuous:

An agricultural and/or industrial duty bucket designed for use on "continuous type" bucket elevators. Runs at slow speed for gentle handling of a wide range of sluggish or fragile materials. Select sizes available in nylon.

Size (Nominal) Inches	Polyethylene, Nylon, Urethane or Fabricated Steel					Nylon, Ductile Iron, Polyethylene, Urethane, Aluminum or Fabricated Steel			
	CC HD	XD	CC-B	U-HD	Low Profile	EuroBucket Super EuroBucket	Style AA	Style AC	Continuous
3 X 2	●				●				
4 X 2-3/4							●		
4 X 3	●		●	●	●				
4 X 3-1/2						●			
5 X 3-1/2							●		
5 X 4	●		●		●				
6 X 4	●		●	●	●		●		
7 X 4	●		●		●				
5 X 4-1/2						●			
7 X 4-1/2				●	●		●		
6 X 5	●		●		●	●			
7 X 5	●		●		●				
8 X 5	●		●		●		●		●
9 X 5	●		●		●				●
10 X 5	●		●		●				●
11 X 5	●		●		●				●
12 X 5	●		●		●		●		
15 X 5							●		
19 X 5							●		
7 X 5-1/2						●			
8 X 5-1/2						●			
9 X 5-1/2				●	●				
20 X 5-1/2				●	●				
8 X 6	●		●		●				
9 X 6	●		●		●		●		●
10 X 6	●		●		●		●		●
11 X 6	●		●	●	●		●		●
12 X 6	●		●		●		●		●
13 X 6	●		●		●				●
14 X 6	●		●		●				●
9 X 6-1/2						●			
11 X 6-1/2						●			
10 X 7	●		●		●				●
11 X 7	●	●	●	●	●				●
12 X 7	●	●	●		●	●	●		●
13 X 7	●	●	●		●				●
14 X 7	●	●	●		●		●		●
15 X 7	●	●	●		●		●		●
16 X 7	●	●	●		●		●		●
18 X 7	●	●	●		●				●
20 X 7	●	●	●		●				●
10 X 8	●		●		●				●
11 X 8	●		●		●				●
12 X 8	●	●	●	●	●			●	●
13 X 8	●		●		●				●
14 X 8	●	●	●	●	●	●	●		●
15 X 8	●		●		●				●
16 X 8	●	●	●		●		●		●
18 X 8	●	●	●		●		●		●
20 X 8	●	●	●		●		●		●
22 x 8			●		●				●
24 X 8			●		●		●		●
13 X 8-1/2						●			
15 X 8-1/2						●			
16 X 9	●				●				
20 X 9	●				●				
18 X 10							●	●	●
20 x 10		●			●				
24 X 10								●	●

● Steel ■ Zinc Plate ◆ Stainless

Length (Nominal) Inches	No. 1 Norway				No. 3 Eclipse			Western 3-Prong			Reference 70		
	1/4-20	5/16-18	3/8-16	1/2-13	1/4-20	5/16-18	Pointed Fanged	Fanged	1/4-20	5/16-18	1/4-20	5/16-18	3/8-16
1/2													
3/4	●	●	●		●	●	●	●	●	●	●	●	●
1	●	●	●	●	●	●	●	●	●	●	●	●	●
1-1/4	●	●	●	●	●	●	●	●	●	●	●	●	●
1-1/2	●	●	●	●	●	●	●	●	●	●	●	●	●
1-3/4	●	●	●	●	●	●	●	●	●	●	●	●	●
2	●	●	●	●	●	●	●	●	●	●	●	●	●
2-1/4	●	●	●	●	●	●	●	●	●	●	●	●	●
2-1/2	●	●	●	●	●	●	●	●	●	●	●	●	●
2-3/4	●	●	●	●	●	●	●	●	●	●	●	●	●
3	●	●	●	●	●	●	●	●	●	●	●	●	●
3-1/2			●	●									

No. 1 Norway Flat Countersunk Head:

A large diameter thin flat countersunk head bolt with plenty of surface area to secure the bucket and minimize chances of head "pull through" during hang ups. For use on pulleys larger than 6 inches in diameter. **Select sizes available with metric threads.**

No. 3 Eclipse Slotted Head:

A smaller diameter ribbed and slotted head bolt for use on pulleys 6 inches and smaller in diameter.

Fanged & 3-Prong Western Head:

A large diameter thin countersunk head bolt similar to a No. 1 but with two fangs on the underside of head. Fangs penetrate the belt and prevent the bolt from turning during installation and removal. For use on pulleys larger than 6 inches in diameter. Pointed end aids in installation of bolt. 3 prong design is similar to fanged head except has 3 small prongs to grip belt. **Select sizes available with metric threads.**

Reference 70 Head:

A thicker and smaller diameter head bolt with four lugs in conjunction with a heavy oval washer. Popular for industrial applications using thick belts and pulleys over 20 inches



CC-HD "HEAVY DUTY" Elevator Bucket

HIGH DENSITY POLYETHYLENE
FOR USE IN FREE FLOWING PRODUCT APPLICATIONS

48
SIZES
STYLE CC-HD
&
STYLE U-HD



PRIME
VIRGIN
POLYETHYLENE

AGRICULTURAL STYLE FOR HANDLING:
GRAINS, FEEDS, FERTILIZERS, SEEDS, SALT, SAND,
CHEMICALS, and FOOD PRODUCTS

FEATURES:

LONG LASTING, TOUGH AND FLEXIBLE, THICK WALLS, LIGHT WEIGHT, CLEAN DISCHARGE,
LESS PRODUCT DAMAGE, REDUCES BACKLEGGING, NONSPARKING, NONCORROSIVE

TECHNICAL INFORMATION

STYLE: CC-HD (Heavy Duty) and U-HD (Heavy Duty).

DESIGN: High speed centrifugal discharge.

MATERIAL: Prime virgin high density linear polyethylene.

METHOD OF MANUFACTURE: Injection molded.

COLOR: Blue. White, special order for flour, sugar, etc..

TEMPERATURE RANGE: -60°F to +200°F/-51°C to +93°C.

FLAMMABILITY: The high density polyethylene used in Tapco buckets is termed "slow burning". It has been tested under ASTM Test No. D635. It also meets the criteria for approval under the Motor Vehicle Safety Standard No. 302 and Underwriters' Laboratory Bulletin No. 94. Combustion in an excess of air results in harmless by-products (fumes) which are nontoxic.

STANDARD DRILLING: No Charge.

SPECIAL DRILLING: Any pattern and hole diameter can be provided at minimal cost.

VENTING: Available in five standard patterns. Refer to the Tapco catalog section on Venting.

USABLE CAPACITY: Net or usable capacity could range from 10% to 20% above water level. For engineering purposes Tapco recommends using WL (Water Level) + 10% for usable capacity.

SPACING: Minimum bucket spacing has historically been nominal projection plus 2". Many style CC buckets, however, are being used at projection plus 1", and some even closer. For engineering purposes Tapco recommends using nominal projection plus 2".

INTERCHANGEABILITY: Can be intermixed with existing steel or nonmetallic buckets. Some consideration should be given to balance. Bucket projection varies by manufacturer and material. Check elevator for proper clearances. Contact Tapco for recommendations.

INSTALLATION: Fanged elevator bolts and nylon insert lock nuts are recommended for pulleys 6" in diameter and over. No. 3 Eclipse slotted head elevator bolts are recommended for pulleys under 6" in diameter. **Flat steel washers must be placed inside the bucket under the nuts.** Check elevator for proper clearances.

FDA STATUS: Polyethylene used meets the requirements of the Food Additives Law and Regulation No. 177.1520. Blue pigment meets Regulations No. 175.300 and 177.2600.

UV RESISTANCE: No UV (ultraviolet) stabilizers are added to Tapco buckets because most elevator buckets are enclosed in casings. Tapco buckets should not be exposed to direct sunlight for extended periods of time.

RECOMMENDATIONS: Polyethylene buckets are ideal for use with grains, feeds, fertilizers, seeds, food products, chemicals, sand, salt and most free flowing agricultural products handled in bucket elevators.

LIMITATIONS: Polyethylene buckets should not be used with the following: (1) Materials over 200°F/93°C. (2) Sharp edged materials such as crushed glass or oyster shells. (3) Large dense materials such as gravel and ores over 3/8" diameter. (4) A few extremely abrasive and sluggish materials such as dried whey, some pellets and extruded feeds. (5) Some severe soybean and rice applications.

CAUTION: Welding and cutting on elevator legs without taking proper precautions is extremely dangerous and can cause a violent explosion. Polyethylene buckets can be ignited and will burn from improper welding and cutting.

IMPORTANT: When elevating certain materials that harden or set up with moisture, a Tapco steel digger bucket should replace every 10th polyethylene bucket. See Digger Bucket page for specifications.

IN STOCK FOR IMMEDIATE SHIPPING

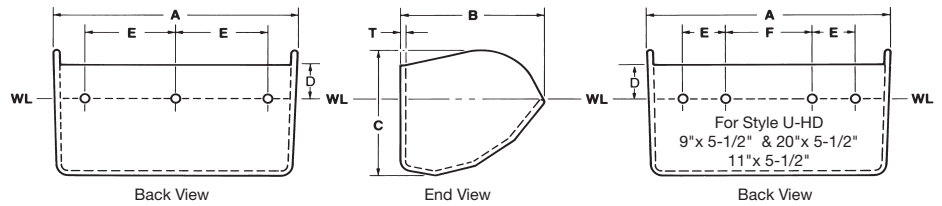
AVAILABLE THROUGH INDUSTRIAL DISTRIBUTORS, CONTRACTORS, AND ORIGINAL EQUIPMENT MANUFACTURERS

GOODYEAR
GOODYEARBELTING.COM

Call Toll Free: 1-866-711-4673
International: +1-727-342-5086

**We Ship
World Wide**

HIGH DENSITY POLYETHYLENE ELEVATOR BUCKETS



STYLE CC-HD BUCKETS

SIZE (Nominal) Metric	SIZE (Nominal) Inches	Dimension-Actual (Inches) Tolerance A, B, C ± 3/16" T ± 1/64"				Drilling-Standard (Inches) Tolerance D ± 1/4"					Capacity ⁽¹⁾ Tolerance ± 3%				Spacing on Belt (Min.) Inches	Weight (Pounds)		Number Per Carton
		Length A	Proj. B	Depth C	Thickness T	From Top D	Center to Center E	Center to Center F	# of Holes	Bolt Diameter	WL Cu. In.	WL Cu. Ft.	WL + 10% Cu. In.	WL + 10% Cu. Ft.		Each (Avg.)	Per Carton (Avg.)	
80-60	3 X 2	3-1/4	2-1/2	2-1/16	11/64	7/8	1-3/4		2	1/4	6.0	.0035	6.6	.0038	3	0.13	3.6	24
120-80	4 X 3	4-1/4	3-1/2	3-1/16	3/16	7/8	2-1/2		2	1/4	16.8	.0097	18.5	.0107	4	0.26	7.1	24
140-120	5 X 4	5-1/4	4-1/2	4-1/16	13/64	1-1/4	3-3/16		2	1/4	35.8	.0207	39.4	.0228	5	0.46	12.6	24
160-120	6 X 4	6-1/4	4-1/2	4-1/16	13/64	1-1/4	4-3/8		2	1/4	43.3	.0251	47.6	.0276	5	0.53	13.8	24
180-120	7 X 4	7-1/4	4-1/2	4-1/16	13/64	1-1/4	2-11/16		3	1/4	49.7	.0288	54.7	.0316	5	0.60	15.9	24
160-140	6 X 5	6-5/16	5-1/2	5-1/16	1/4	1-1/2	4-3/8		2	1/4	68.3	.0395	75.1	.0435	6	0.80	20.8	24
180-140	7 X 5	7-5/16	5-1/2	5-1/16	1/4	1-1/2	2-11/16		3	1/4	75.8	.0439	83.4	.0483	6	0.98	25.2	24
200-140	8 X 5	8-5/16	5-1/2	5-1/16	1/4	1-1/2	3-1/16		3	1/4	85.4	.0494	93.9	.0544	6	1.10	28.3	24
230-140	9 X 5	9-5/16	5-1/2	5-1/16	1/4	1-1/2	3-5/8		3	1/4	97.9	.0567	107.7	.0623	6	1.02	26.4	24
260-140	10 X 5	10-5/16	5-1/2	5-1/16	1/4	1-1/2	4-1/8		3	1/4	113.5	.0657	124.9	.0723	6	1.24	32.1	24
280-140	11 X 5	11-5/16	5-1/2	5-1/16	1/4	1-1/2	3		4	1/4	127.2	.0736	139.9	.0766	6	1.27	32.7	24
300-140	12 X 5	12-5/16	5-1/2	5-1/16	1/4	1-1/2	3-3/8		4	1/4	143.1	.0828	157.4	.0911	6	1.35	34.8	24
200-160	8 X 6	8-5/16	6-5/8	6-1/16	1/4	1-3/4	3-1/16		3	1/4	124.5	.0720	137.0	.0793	7	1.34	35.0	24
230-160	9 X 6	9-5/16	6-5/8	6-1/16	1/4	1-3/4	3-5/8		3	1/4	135.9	.0786	149.5	.0865	7	1.45	37.6	24
260-160	10 X 6	10-5/16	6-5/8	6-1/16	1/4	1-3/4	4-1/8		3	1/4	150.4	.0870	165.4	.0957	7	1.57	40.5	24
280-160	11 X 6	11-5/16	6-5/8	6-1/16	1/4	1-3/4	3		4	1/4	173.4	.1003	190.7	.1104	7	1.69	43.5	24
300-160	12 X 6	12-5/16	6-5/8	6-1/16	1/4	1-3/4	3-3/8		4	1/4	185.4	.1073	203.9	.1180	7	1.76	45.2	24
330-160	13 X 6	13-5/16	6-5/8	6-1/16	1/4	1-3/4	3-5/8		4	1/4	203.8	.1179	224.2	.1297	7	1.85	24.6	12
350-160	14 X 6	13-7/8	6-5/8	5-7/8	1/4	1-3/4	3		5	1/4	198.3	.1148	218.1	.1262	7	1.98	26.2	12
260-180	10 X 7	10-7/16	7-3/4	7-1/16	9/32	2	4-1/8		3	5/16	219.4	.1270	241.3	.1397	8	2.01	18.5	8
280-180	11 X 7	11-7/16	7-3/4	7-1/16	9/32	2	3		4	5/16	234.2	.1355	257.6	.1491	8	2.31	21.1	8
300-180	12 X 7	12-7/16	7-3/4	7-1/16	9/32	2	3-3/8		4	5/16	248.2	.1436	273.0	.1580	8	2.43	22.0	8
330-180	13 X 7	13-7/16	7-3/4	7-1/16	9/32	2	3-5/8		4	5/16	284.4	.1646	312.8	.1810	8	2.62	23.7	8
350-180	14 X 7	14-7/16	7-3/4	7-1/16	9/32	2	3		5	5/16	301.9	.1747	332.1	.1922	8	2.76	25.0	8
370-180	15 X 7	15-7/16	7-3/4	7-1/16	9/32	2	3-1/4		5	5/16	331.4	.1918	364.5	.2110	8	3.02	26.9	8
400-180	16 X 7	16-7/16	7-3/4	7-1/16	9/32	2	2-7/8		6	5/16	346.5	.2005	381.2	.2206	8	3.13	27.9	8
450-180	18 X 7	18-7/16	7-3/4	7-1/16	11/32	2	3-1/8		6	5/16	396.7	.2296	436.4	.2525	8	4.00	35.9	11
500-180	20 X 7	20-7/16	7-3/4	7-1/16	13/32	2	3-1/2		6	5/16	433.3	.2508	476.6	.2758	8	4.50	41.9	11

STYLE CC-HD "SUPER CAPACITY" BUCKETS

260-215	10 X 8	10-7/16	8-3/4	8-13/16	11/32	2-1/4	4-1/8		3	5/16	297.0	.1719	326.7	.1891	9	2.95	26.6	8
280-215	11 X 8	11-7/16	8-3/4	8-13/16	11/32	2-1/4	3		4	5/16	325.9	.1886	358.5	.2075	9	2.99	26.9	8
300-215	12 X 8	12-7/16	8-3/4	8-13/16	11/32	2-1/4	3-3/8		4	5/16	362.0	.2095	398.2	.2304	9	3.02	27.4	8
330-215	13 X 8	13-7/16	8-3/4	8-13/16	11/32	2-1/4	3-5/8		4	5/16	390.2	.2258	429.2	.2484	9	3.17	28.8	8
350-215	14 X 8	14-7/16	8-3/4	8-13/16	11/32	2-1/4	3		5	5/16	429.6	.2486	472.6	.2735	9	3.31	30.0	8
370-215	15 X 8	15-7/16	8-3/4	8-13/16	11/32	2-1/4	3-1/4		5	5/16	458.9	.2656	504.8	.2921	9	3.72	33.2	8
400-215	16 X 8	16-7/16	8-3/4	8-13/16	3/8	2-1/4	2-7/8		6	5/16	511.1	.2958	562.2	.3254	9	4.27	37.7	8
450-215	18 X 8	18-7/16	8-3/4	8-13/16	25/64	2-1/4	3-1/8		6	5/16	564.4	.3266	620.8	.3593	9	4.89	43.2	8
500-215	20 X 8	20-7/16	8-7/8	8-15/16	13/32	2-1/4	3-1/2		6	5/16	644.2	.3728	708.6	.4101	9	5.77	52.2	8
400-230	16 X 9	16-7/16	10	10-1/8	7/16	2-1/2	2-7/8		6	5/16	614.8	.3558	676.3	.3914	10	6.06	39.4	6
500-230	20 X 9	20-7/16	10	10-1/8	15/32	2-1/2	3-1/2		6	5/16	770.5	.4459	847.6	.4905	10	7.75	49.9	6

STYLE U-HD BUCKETS fit Universal Industries Elevators

120-80	4 X 3	3-7/8	3	3-1/16	3/16	7/8	1-7/8		2	1/4	11.3	.0065	12.4	.0072	3-1/4	0.19	5.6	24
160-120	6 X 4	6-1/4	4-1/8	4-1/16	13/64	1-1/2	2-3/4		2	1/4	35.4	.0205	38.9	.0225	4-1/4	0.51	13.4	24
180-120	7 X 4-1/2	7-1/4	4-3/8	4-1/16	13/64	1-1/2	2-1/2		3	1/4	44.2	.0256	48.6	.0281	5	0.58	15.1	24
230-150	9 X 5-1/2	9-5/16	5-1/2	5-1/16	1/4	1-3/4	1-3/4	3-1/2	4	1/4	97.9	.0567	107.7	.0623	6	1.02	26.4	24
500-150	20 X 5-1/2	20-7/16	6	5-1/2	13/32	2	1-3/4	3-1/4	7	1/4	157.0	.0909	172.7	.0999	6	2.83	49.5	16
280-160	11 X 5-1/2	11-5/16	6-5/8	6-1/16	1/4	1-3/4	1-3/4	2-3/4	5	1/4	173.4	.1003	190.7	.1104	6	1.69	43.5	24
280-180	11 X 7	11-7/16	7-3/4	7-1/16	9/32	2	3-1/8		4	5/16	234.2	.1355	257.6	.1491	8	2.31	21.1	8
300-215	12 X 8	12-7/16	8-3/4	8-13/16	11/32	2-1/4	3-3/8		4	1/4	362.0	.2095	398.2	.2304	9	3.02	27.4	8
350-215	14 X 8	14-7/16	8-3/4	8-13/16	11/32	2-1/4	3		5	1/4	429.6	.2656	472.6	.2735	9	3.31	30.0	8

⁽¹⁾ Tapco recommends using WL (water level) fill + 10% for usable capacity. A gross capacity figure is no longer provided as it is inappropriate for rating an agricultural elevator bucket.

⁽²⁾ 14 X 6 bucket was designed to fit Hunter Mfg. Grizzly elevators. ⁽³⁾ Universal refers to this bucket as 3-3/4 X 3 in fabricated steel, the buckets are completely interchangeable.



CC-HD "HEAVY DUTY" Elevator Bucket

SUPER TOUGH NYLON
FOR USE IN ROUGH AND ABRASIVE, HIGH VOLUME APPLICATIONS

48
SIZES
STYLE CC-HD
&
STYLE U-HD



PRIME VIRGIN
IMPACT MODIFIED
NYLON

AGRICULTURAL STYLE FOR HANDLING:
SOYBEANS, FERTILIZERS, SALT, SAND, CHEMICALS
and OTHER ROUGH or ABRASIVE PRODUCTS

FEATURES:

OUTSTANDING IMPACT and ABRASION RESISTANCE, EXTRAORDINARILY TOUGH and MORE RIGID THAN POLYETHYLENE or URETHANE, BETTER HEAT RESISTANCE, NONSPARKING, NONCORROSIVE

TECHNICAL INFORMATION:

STYLE: CC-HD (Heavy Duty) and U-HD (Heavy Duty).

DESIGN: High speed centrifugal discharge.

MATERIAL: Prime virgin impact modified nylon.

METHOD OF MANUFACTURE: Injection molded.

COLOR: Gray

TEMPERATURE RANGE: -40°F to + 275°F/-40°C to + 135°C.

FLAMMABILITY: The impact modified nylon used in Tapco buckets is termed "slow burning". It has been tested under Underwriters' Laboratory Bulletin No. 94 HB. The primary toxic product of combustion is carbon monoxide.

STANDARD DRILLING: No Charge.

SPECIAL DRILLING: Any pattern and hole diameter can be provided at minimal cost.

VENTING: Available in five standard patterns. Refer to the Tapco catalog section on Venting.

USABLE CAPACITY: Net or usable capacity could range from 10% to 20% above water level. For engineering purposes Tapco recommends using WL (Water Level) + 10% for usable capacity.

SPACING: Minimum bucket spacing has historically been nominal projection plus 2". Many style CC buckets, however, are being used at projection plus 1", and some even closer. For engineering purposes Tapco recommends using nominal projection plus 2".

INTERCHANGEABILITY: Can be intermixed with existing steel or nonmetallic buckets. Some consideration should be given to balance. Bucket projection varies by manufacturer and material. Check elevator for proper clearances. Contact Tapco for recommendations

INSTALLATION: Fanged elevator bolts and nylon insert lock nuts are recommended for pulleys 6" in diameter and over. No. 3, Eclipse slotted head elevator bolts are recommended for pulleys under 6" in diameter. **Flat steel washers must be placed inside the bucket under the nuts.** Check elevator for proper clearances.

FDA STATUS: Tapco standard impact modified nylon does not meet requirements for FDA approval. FDA compliant nylon is available by special order.

UV RESISTANCE: No UV (ultraviolet) stabilizers are added to Tapco buckets because most elevator buckets are enclosed in casings. Tapco buckets should not be exposed to direct sunlight for extended periods of time.

RECOMMENDATIONS: Nylon buckets are extremely strong. They are unsurpassed in rough or severe service elevators. The outstanding abrasion resistant characteristics make this an excellent bucket for grain, soybeans, feeds, fertilizer, chemicals, sand and other free-flowing products.

LIMITATIONS: Nylon buckets should not be used in the following: (1) Materials over 275°F/135°C. (2) Large dense material such as gravel and ore over 3/8" diameter. (3) Some sharp sluggish materials such as large glass cullet or oyster shells.

CAUTION: Welding and cutting on elevator legs without taking proper precautions is extremely dangerous and can cause a violent explosion. Nylon buckets can be ignited and will burn from improper welding and cutting.

IMPORTANT: When elevating certain materials that harden or set up with moisture, a Tapco steel digger bucket should replace every 10th nylon bucket. See Digger Bucket page for specifications.

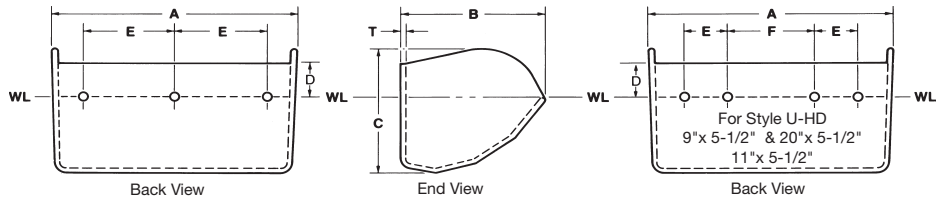
IN STOCK FOR IMMEDIATE SHIPPING
AVAILABLE THROUGH INDUSTRIAL DISTRIBUTORS, CONTRACTORS, AND ORIGINAL EQUIPMENT MANUFACTURERS

GOODYEAR
GOODYEARBELTING.COM

Call Toll Free: 1-866-711-4673
International: +1-727-342-5086

We Ship
World Wide

SUPER TOUGH NYLON ELEVATOR BUCKETS



STYLE CC-HD BUCKETS

SIZE (Nominal) Metric	SIZE (Nominal) Inches	Dimension-Actual (Inches) Tolerance A, B, C ± 3/16" T ± 1/64"				Drilling-Standard (Inches) ⑤ Tolerance D ± 1/4"					Capacity ① Tolerance ± 3%				Spacing on Belt (Min.) Inches	Weight (Pounds)		Number Per Carton
		Length A	Proj. B	Depth C	Thickness T	From Top D	Center to Center E	Center to Center F	# of Holes	Bolt Diameter	WL Cu. In.	WL Cu. Ft.	WL + 10% Cu. In.	WL + 10% Cu. Ft.		Each (Avg.)	Per Carton (Avg.)	
80-60	3 X 2	3-3/8	2-7/16	2-1/4	11/64	7/8	1-3/4		2	1/4	6.2	.0036	6.8	.0039	3	0.14	3.8	24
120-80	4 X 3	4-3/8	3-7/16	3-1/4	3/16	7/8	2-1/2		2	1/4	17.5	.0101	19.3	.0111	4	0.29	7.9	24
140-120	5 X 4	5-7/16	4-9/16	4-3/16	13/64	1-1/4	3-3/16		2	1/4	37.2	.0215	40.9	.0237	5	0.52	14.0	24
160-120	6 X 4	6-7/16	4-9/16	4-3/16	13/64	1-1/4	4-3/8		2	1/4	45.0	.0260	49.5	.0286	5	0.60	15.9	24
180-120	7 X 4	7-7/16	4-9/16	4-3/16	13/64	1-1/4	2-11/16		3	1/4	51.7	.0299	56.9	.0329	5	0.68	17.8	24
160-140	6 X 5	6-1/2	5-9/16	5-3/16	1/4	1-1/2	4-3/8		2	1/4	71.0	.0411	78.1	.0452	6	0.91	23.5	24
180-140	7 X 5	7-1/2	5-9/16	5-3/16	1/4	1-1/2	2-11/16		3	1/4	78.8	.0456	86.7	.0502	6	1.17	29.9	24
200-140	8 X 5	8-1/2	5-9/16	5-3/16	1/4	1-1/2	3-1/16		3	1/4	88.8	.0514	97.7	.0565	6	1.32	33.7	24
230-140	9 X 5	9-1/2	5-9/16	5-3/16	1/4	1-1/2	3-5/8		3	1/4	101.8	.0589	112.0	.0648	6	1.19	30.6	24
260-140	10 X 5	10-1/2	5-9/16	5-3/16	1/4	1-1/2	4-1/8		3	1/4	118.0	.0683	129.8	.0751	6	1.40	35.1	24
280-140	11 X 5	11-1/2	5-9/16	5-3/16	1/4	1-1/2	3		4	1/4	132.3	.0766	145.5	.0842	6	1.46	37.5	24
300-140	12 X 5	12-1/2	5-9/16	5-3/16	1/4	1-1/2	3-3/8		4	1/4	148.8	.0861	163.7	.0947	6	1.78	45.3	24
200-160	8 X 6	8-1/2	6-11/16	6-3/16	1/4	1-3/4	3-1/16		3	1/4	129.5	.0749	142.5	.0824	7	1.42	37.0	24
230-160	9 X 6	9-1/2	6-11/16	6-3/16	1/4	1-3/4	3-5/8		3	1/4	141.3	.0818	155.4	.0899	7	1.68	43.1	24
260-160	10 X 6	10-1/2	6-11/16	6-3/16	1/4	1-3/4	4-1/8		3	1/4	156.4	.0905	172.0	.0996	7	1.86	47.4	24
280-160	11 X 6	11-1/2	6-11/16	6-3/16	1/4	1-3/4	3		4	1/4	180.3	.1043	198.3	.1148	7	1.96	50.1	24
300-160	12 X 6	12-1/2	6-11/16	6-3/16	1/4	1-3/4	3-3/8		4	1/4	192.8	.1116	212.1	.1227	7	2.03	51.8	24
330-160	13 X 6	13-1/2	6-11/16	6-3/16	1/4	1-3/4	3-5/8		4	1/4	212.0	.1227	233.2	.1350	7	2.19	28.5	12
② 350-160	14 X 6	13-7/8	6-11/16	6	1/4	1-3/4	3		5	1/4	206.2	.1193	226.8	.1313	7	2.49	32.2	12
260-180	10 X 7	10-9/16	7-7/8	7-3/16	9/32	2	4-1/8		3	5/16	228.2	.1321	251.0	.1453	8	2.56	22.9	8
280-180	11 X 7	11-9/16	7-7/8	7-3/16	9/32	2	3		4	5/16	243.6	.1410	268.0	.1551	8	2.76	24.7	8
300-180	12 X 7	12-9/16	7-7/8	7-3/16	9/32	2	3-3/8		4	5/16	258.1	.1494	283.9	.1643	8	2.82	25.2	8
330-180	13 X 7	13-9/16	7-7/8	7-3/16	9/32	2	3-5/8		4	5/16	295.8	.1712	325.4	.1883	8	3.12	27.7	8
350-180	14 X 7	14-9/16	7-7/8	7-3/16	9/32	2	3		5	5/16	314.0	.1817	345.4	.1999	8	3.35	29.3	8
370-180	15 X 7	15-9/16	7-7/8	7-3/16	9/32	2	3-1/4		5	5/16	344.7	.1995	379.2	.2194	8	3.40	30.1	8
400-180	16 X 7	16-9/16	7-7/8	7-3/16	9/32	2	2-7/8		6	5/16	360.4	.2086	396.4	.2294	8	3.69	32.4	8
④ 450-180	18 X 7	18-9/16	7-7/8	7-3/16	11/32	2	3-1/8		6	5/16	412.6	.2388	453.9	.2627	8	4.52	40.2	11
④ 500-180	20 X 7	20-9/16	7-7/8	7-3/16	13/32	2	3-1/2		6	5/16	450.6	.2608	495.7	.2860	8	5.08	46.6	11

STYLE CC-HD "SUPER CAPACITY" BUCKETS

260-215	10 X 8	10-9/16	8-7/8	8-3/4	11/32	2-1/4	4-1/8		3	5/16	308.9	.1788	339.8	.1966	9	3.10	27.8	8
280-215	11 X 8	11-9/16	8-7/8	8-3/4	11/32	2-1/4	3		4	5/16	338.9	.1961	372.8	.2157	9	3.41	30.3	8
300-215	12 X 8	12-9/16	8-7/8	8-3/4	11/32	2-1/4	3-3/8		4	5/16	376.5	.2179	414.2	.2397	9	3.72	33.1	8
330-215	13 X 8	13-9/16	8-7/8	8-3/4	11/32	2-1/4	3-5/8		4	5/16	405.8	.2348	446.4	.2583	9	4.03	35.6	8
350-215	14 X 8	14-9/16	8-7/8	8-3/4	11/32	2-1/4	3		5	5/16	446.8	.2586	491.5	.2844	9	4.34	38.3	8
370-215	15 X 8	15-9/16	8-7/8	8-3/4	11/32	2-1/4	3-1/4		5	5/16	477.3	.2762	525.5	.3038	9	4.65	40.6	8
400-215	16 X 8	16-9/16	8-7/8	8-3/4	3/8	2-1/4	2-7/8		6	5/16	531.5	.3076	584.7	.3383	9	5.08	41.1	8
450-215	18 X 8	18-9/16	8-7/8	8-3/4	25/64	2-1/4	3-1/8		6	5/16	587.0	.3397	645.7	.3737	9	5.72	50.1	8
500-215	20 X 8	20-9/16	8-7/8	8-3/4	13/32	2-1/4	3-1/2		6	5/16	670.0	.3877	737.0	.4265	9	6.47	57.8	8
400-230	16 X 9	16-9/16	10	10-3/16	7/16	2-1/2	2-7/8		6	5/16	639.4	.3700	703.3	.4070	10	6.87	44.4	6
500-230	20 X 9	20-9/16	10	10-3/16	15/32	2-1/2	3-1/2		6	5/16	801.3	.4637	881.4	.5101	10	8.56	54.9	6

STYLE U-HD BUCKETS fit Universal Industries Elevators

③ 120-80	4 X 3	3-7/8	3	3-1/16	3/16	7/8	1-7/8		2	1/4	11.8	.0065	13.3	.0075	3-1/4	0.23	6.4	24
160-120	6 X 4	6-3/8	4-1/4	4-3/16	13/64	1-1/2	2-3/4		2	1/4	36.8	.0213	40.5	.0235	4-1/4	0.60	15.6	24
180-120	7 X 4-1/2	7-3/8	4-1/2	4-3/16	13/64	1-1/2	2-1/2		3	1/4	46.0	.0266	50.6	.0293	5	0.68	17.5	24
230-150	9 X 5-1/2	9-1/2	5-9/16	5-3/16	1/4	1-3/4	1-3/4	3-1/2	4	1/4	101.8	.0589	112.0	.0650	6	1.19	30.6	24
④ 500-150	20 X 5-1/2	20-9/16	6	5-1/2	13/32	2	1-3/4	3-1/4	7	1/4	163.3	.0945	179.6	.1039	6	3.20	55.5	16
280-160	11 X 5-1/2	11-1/2	6-11/16	6-3/16	1/4	1-3/4	1-3/4	2-3/4	5	1/4	180.3	.1046	198.4	.1151	6	1.96	50.1	24
280-180	11 X 7	11-9/16	7-7/8	7-3/16	9/32	2	3-1/8		4	5/16	243.6	.1410	267.9	.1554	8	2.76	24.7	8
300-215	12 X 8	12-9/16	8-7/8	8-3/4	11/32	2-1/4	3-3/8		4	1/4	376.5	.2179	414.2	.2397	9	3.72	33.1	8
350-215	14 X 8	14-9/16	8-7/8	8-3/4	11/32	2-1/4	3		5	1/4	446.8	.2586	491.5	.2844	9	4.34	38.3	8

① Tapco recommends using WL (water level) fill + 10% for usable capacity. A gross capacity figure is no longer provided as it is inappropriate for rating an agricultural elevator bucket.
 ② 14 X 6 bucket was designed to fit Hunter Mfg. Grizzly elevators. ③ Universal refers to this bucket as 3-3/4 X 3 in fabricated steel, the buckets are completely interchangeable.



CC-HD "HEAVY DUTY" Elevator Bucket

SEVERE DUTY URETHANE

FOR USE IN HIGH ABRASION AND HIGH THROUGHPUT APPLICATIONS

48
SIZES
STYLE CC-HD
&
STYLE U-HD



PRIME VIRGIN
THERMOPLASTIC
URETHANE

AGRICULTURAL STYLE FOR HANDLING

PELLETIZED OR EXTRUDED FEEDS, SOYBEANS, FERTILIZERS, OYSTER SHELLS, SALT, SAND, CHEMICALS, and OTHER ABRASIVE PRODUCTS

FEATURES

EXTREME ABRASION RESISTANCE, TOUGH AND FLEXIBLE, THICK WALLS, LIGHT WEIGHT, CLEAN DISCHARGE, LESS PRODUCT DAMAGE, REDUCES BACKLEGGING, NONSPARKING, NONCORROSIVE

TECHNICAL INFORMATION

STYLE: CC-HD (Heavy Duty) and U-HD (Heavy Duty).

DESIGN: High speed centrifugal discharge.

MATERIAL: Prime virgin thermoplastic urethane.

METHOD OF MANUFACTURE: Injection molded.

COLOR: Beige (Tan).

TEMPERATURE RANGE: -60°F to +212°F/-51° C to +100°C.

DUROMETER RANGE: Shore D 60-70.

FLAMMABILITY: The urethane used in Tapco buckets, meets the criteria of the Underwriters' Laboratory Bulletin No. 94 HB. It has been tested under ASTM Test No. D635 and has a burn rate of 0.76"/min. it also meets approval under motor vehicle safety standard No. 302, with a burn rate of 0.0"/min.

STANDARD DRILLING: No charge.

SPECIAL DRILLING: Any pattern and hole diameter can be provided at minimal cost.

VENTING: Available in five standard patterns. Refer to the Tapco catalog section on Venting.

USABLE CAPACITY: Net or usable capacity could range from 10% to 20% above water level. For engineering purposes Tapco recommends using WL (Water Level) + 10% for usable capacity.

SPACING: Minimum bucket spacing has historically been nominal projection plus 2". Many style CC buckets, however, are being used at projection plus 1", and some even closer. For engineering purposes Tapco recommends using nominal projection plus 2".

INTERCHANGEABILITY: Can be intermixed with existing steel or nonmetallic buckets. Some consideration should be given to balance. Bucket projection varies by manufacturer and material. Check elevator for proper clearances. Contact Tapco for recommendations.

INSTALLATION: Fanged elevator bolts and nylon insert lock nuts are recommended for pulleys 6" in diameter and over. No. 3 Eclipse slotted head elevator bolts are recommended for pulleys under 6" in diameter. **Large flat steel (fender) washers must be placed inside the bucket under the nuts.** Check elevator for proper clearances.

FDA STATUS: Our standard urethane does not meet the requirements for FDA approval. FDA approved urethane is available, special order.

UV RESISTANCE: No UV (ultraviolet) stabilizers are added to Tapco buckets because most elevator buckets are enclosed in casings. Tapco buckets should not be exposed to direct sunlight for extended periods of time.

RECOMMENDATIONS: Urethane buckets are ideal for use with pelletized high fat and molasses feeds, extruded feeds, severe soybean, rice and barley applications and other abrasive agricultural products. They are excellent for extremely high throughput elevators.

LIMITATIONS: Urethane buckets should not be used on the following: (1) Materials over 212°F/100°C. (2) Large dense materials such as gravel and ores over 3/8" in diameter. (3) Some sharp sluggish materials such as large glass cullet. (4) Prolonged exposure to water or steam.

CAUTION: Welding and cutting on elevator legs without taking proper precautions is extremely dangerous and can cause a violent explosion. Urethane buckets can be ignited and will burn from improper welding and cutting.

IMPORTANT: When elevating materials that harden or set up with moisture, a Tapco steel digger bucket should replace every 10th urethane bucket. See Digger Bucket page for specifications.

IN STOCK FOR IMMEDIATE SHIPPING

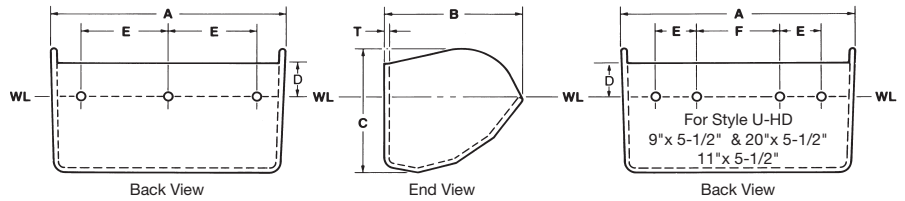
AVAILABLE THROUGH INDUSTRIAL DISTRIBUTORS, CONTRACTORS, AND ORIGINAL EQUIPMENT MANUFACTURERS

GOODYEAR
GOODYEARBELTING.COM

Call Toll Free: 1-866-711-4673
International: +1-727-342-5086

We Ship
World Wide

SEVERE DUTY URETHANE ELEVATOR BUCKETS



STYLE CC-HD BUCKETS

SIZE (Nominal) Metric	SIZE (Nominal) Inches	Dimension-Actual (Inches) Tolerance A, B, C ± 3/16" T ± 1/64"				Drilling-Standard (Inches) Tolerance D ± 1/4"				Capacity ^① Tolerance ± 3%				Spacing on Belt (Min.) Inches	Weight (Pounds)		Number Per Carton	
		Length A	Proj. B	Depth C	Thickness T	From Top D	Center to Center E	Center to Center F	# of Holes	Bolt Diameter	WL		WL + 10%		Each (Avg.)	Per Carton (Avg.)		
											Cu. In.	Cu. Ft.	Cu. In.					Cu. Ft.
80-60	3 X 2	3-7/16	2-1/2	2-1/4	11/64	7/8	1-3/4		2	1/4	6.2	.0036	6.8	.0039	3	0.17	4.5	24
120-80	4 X 3	4-7/16	3-1/2	3-1/4	3/16	7/8	2-1/2		2	1/4	17.5	.0101	19.3	.0111	4	0.35	9.3	24
140-120	5 X 4	5-1/2	4-5/8	4-1/4	13/64	1-1/4	3-3/16		2	1/4	37.2	.0215	40.9	.0237	5	0.64	16.7	24
160-120	6 X 4	6-1/2	4-5/8	4-1/4	13/64	1-1/4	4-3/8		2	1/4	45.0	.0260	45.5	.0286	5	0.74	19.1	24
180-120	7 X 4	7-1/2	4-5/8	4-1/4	13/64	1-1/4	2-11/16		3	1/4	51.7	.0299	56.9	.0329	5	0.82	21.0	24
160-140	6 X 5	6-9/16	5-5/8	5-3/8	1/4	1-1/2	4-3/8		2	1/4	71.0	.0411	78.1	.0452	6	1.10	28.1	24
180-140	7 X 5	7-9/16	5-5/8	5-3/8	1/4	1-1/2	2-11/16		3	1/4	78.8	.0456	86.7	.0502	6	1.34	33.8	24
200-140	8 X 5	8-9/16	5-5/8	5-3/8	1/4	1-1/2	3-1/16		3	1/4	88.8	.0514	97.7	.0565	6	1.52	38.5	24
230-140	9 X 5	9-9/16	5-5/8	5-3/8	1/4	1-1/2	3-5/8		3	1/4	101.8	.0589	112.0	.0648	6	1.38	35.2	24
260-140	10 X 5	10-9/16	5-5/8	5-3/8	1/4	1-1/2	4-1/8		3	1/4	118.0	.0683	129.8	.0751	6	1.65	42.1	24
280-140	11 X 5	11-9/16	5-5/8	5-3/8	1/4	1-1/2	3		4	1/4	132.3	.0766	145.5	.0842	6	1.94	49.1	24
300-140	12 X 5	12-9/16	5-5/8	5-3/8	1/4	1-1/2	3-3/8		4	1/4	148.8	.0861	163.7	.0947	6	2.11	53.2	24
200-160	8 X 6	8-9/16	6-3/4	6-1/4	1/4	1-3/4	3-1/16		3	1/4	129.5	.0749	142.5	.0824	7	1.76	45.1	24
230-160	9 X 6	9-9/16	6-3/4	6-1/4	1/4	1-3/4	3-5/8		3	1/4	141.3	.0818	155.4	.0899	7	1.97	50.1	24
260-160	10 X 6	10-9/16	6-3/4	6-1/4	1/4	1-3/4	4-1/8		3	1/4	156.4	.0905	172.0	.0996	7	2.09	53.0	24
280-160	11 X 6	11-9/16	6-3/4	6-1/4	1/4	1-3/4	3		4	1/4	180.3	.1043	198.3	.1148	7	2.26	57.3	24
300-160	12 X 6	12-9/16	6-3/4	6-1/4	1/4	1-3/4	3-3/8		4	1/4	192.8	.1116	212.1	.1227	7	2.41	60.9	24
330-160	13 X 6	13-9/16	6-3/4	6-1/4	1/4	1-3/4	3-5/8		4	1/4	212.0	.1227	233.2	.1350	7	2.54	64.8	12
350-160	14 X 6	14	6-3/4	6-1/16	1/4	1-3/4	3		5	1/4	206.2	.1193	226.8	.1313	7	2.91	37.9	12
260-180	10 X 7	10-5/8	7-15/16	7-7/16	9/32	2	4-1/8		3	5/16	228.2	.1321	251.0	.1453	8	2.94	26.1	8
280-180	11 X 7	11-5/8	7-15/16	7-7/16	9/32	2	3		4	5/16	243.6	.1410	268.0	.1551	8	3.29	28.9	8
300-180	12 X 7	12-5/8	7-15/16	7-7/16	9/32	2	3-3/8		4	5/16	258.1	.1494	283.9	.1643	8	3.34	29.4	8
330-180	13 X 7	13-5/8	7-15/16	7-7/16	9/32	2	3-5/8		4	5/16	295.8	.1712	325.4	.1883	8	3.58	31.3	8
350-180	14 X 7	14-5/8	7-15/16	7-7/16	9/32	2	3		5	5/16	314.0	.1817	345.4	.1999	8	3.81	33.0	8
370-180	15 X 7	15-5/8	7-15/16	7-7/16	9/32	2	3-1/4		5	5/16	344.7	.1995	379.2	.2194	8	4.23	36.8	8
400-180	16 X 7	16-5/8	7-15/16	7-7/16	9/32	2	2-7/8		6	5/16	360.4	.2086	396.4	.2294	8	4.39	38.1	8
450-180	18 X 7	18-5/8	7-15/16	7-7/16	11/32	2	3-1/8		6	5/16	412.6	.2388	453.9	.2627	8	5.20	45.6	11
500-180	20 X 7	20-5/8	7-15/16	7-7/16	13/32	2	3-1/2		6	5/16	450.6	.2608	495.7	.2860	8	5.85	52.8	11

STYLE CC-HD "SUPER CAPACITY" BUCKETS

260-215	10 X 8	10-5/8	8-15/16	8-7/8	11/32	2-1/4	4-1/8		3	5/16	308.9	.1788	339.8	.1966	9	3.67	32.4	8
280-215	11 X 8	11-5/8	8-15/16	8-7/8	11/32	2-1/4	3		4	5/16	338.9	.1961	372.8	.2157	9	4.04	35.3	8
300-215	12 X 8	12-5/8	8-15/16	8-7/8	11/32	2-1/4	3-3/8		4	5/16	376.5	.2179	414.1	.2396	9	4.40	38.5	8
330-215	13 X 8	13-5/8	8-15/16	8-7/8	11/32	2-1/4	3-5/8		4	5/16	405.8	.2348	446.4	.2583	9	4.77	41.5	8
350-215	14 X 8	14-5/8	8-15/16	8-7/8	11/32	2-1/4	3		5	5/16	446.8	.2586	491.5	.2844	9	5.13	44.6	8
370-215	15 X 8	15-5/8	8-15/16	8-7/8	11/32	2-1/4	3-1/4		5	5/16	477.3	.2762	525.0	.3038	9	5.50	47.4	8
400-215	16 X 8	16-5/8	8-15/16	8-7/8	3/8	2-1/4	2-7/8		6	5/16	531.5	.3076	584.7	.3383	9	5.78	49.7	8
450-215	18 X 8	18-5/8	8-15/16	8-7/8	25/64	2-1/4	3-1/8		6	5/16	587.0	.3397	645.7	.3737	9	6.68	56.9	8
500-215	20 X 8	20-5/8	9	9-1/16	13/32	2-1/4	3-1/2		6	5/16	670.0	.3877	737.0	.4265	9	7.84	68.8	8
400-230	16 X 9	16-3/4	10-1/8	10-3/16	7/16	2-1/2	2-7/8		6	5/16	639.4	.3700	703.3	.4070	10	8.31	53.0	6
500-230	20 X 9	20-3/4	10-1/8	10-3/16	15/32	2-1/2	3-1/2		6	5/16	801.3	.4637	881.4	.5101	10	10.42	66.1	6

STYLE U-HD BUCKETS fit Universal Industries Elevators

120-80	4 X 3	3-7/8	3	3-1/16	3/16	7/8	1-7/8		2	1/4	11.8	.0068	13.0	.0075	3-1/4	0.23	6.4	24
160-120	6 X 4	6-3/8	4-1/4	4-3/16	13/64	1-1/2	2-3/4		2	1/4	36.8	.0213	40.5	.0234	4-1/4	0.74	19.0	24
180-120	7 X 4-1/2	7-3/8	4-1/2	4-3/16	13/64	1-1/2	2-1/2		3	1/4	46.0	.0266	50.6	.0293	5	0.81	20.6	24
230-150	9 X 5-1/2	9-9/16	5-5/8	5-3/8	1/4	1-3/4	1-3/4	3-1/2	4	1/4	101.8	.0589	112.0	.0648	6	1.38	35.2	24
500-150	20 X 5-1/2	20-9/16	6	5-1/2	13/32	2	1-3/4	3-1/4	7	1/4	163.3	.0945	179.6	.1039	6	3.20	55.5	16
280-160	11 X 5-1/2	11-9/16	6-3/4	6-1/4	1/4	1-3/4	1-3/4	2-3/4	5	1/4	180.3	.1043	198.3	.1148	6	2.26	57.3	24
280-180	11 X 7	11-5/8	7-15/16	7-7/16	9/32	2	3-1/8		4	5/16	243.6	.1410	268.0	.1551	8	3.29	28.9	8
300-215	12 X 8	12-5/8	8-15/16	8-7/8	11/32	2-1/4	3-3/8		4	1/4	376.5	.2179	414.1	.2396	9	4.40	38.5	8
350-215	14 X 8	14-5/8	8-15/16	8-7/8	11/32	2-1/4	3		5	1/4	446.8	.2586	491.5	.2844	9	5.13	44.6	8

① Tapco recommends using WL (water level) fill + 10% for usable capacity. A gross capacity figure is no longer provided as it is inappropriate for rating an agricultural elevator bucket.
 ② 14 X 6 bucket was designed to fit Hunter Mfg. Grizzly elevators. ③ Universal refers to this bucket as 3-3/4 X 3 in fabricated steel, the buckets are completely interchangeable.



“LOW PROFILE” CC-HD & U-HD ELEVATOR BUCKETS



MANUFACTURED IN:
HIGH DENSITY POLYETHYLENE
SEVERE DUTY URETHANE
SUPER TOUGH NYLON

AVAILABLE IN ALL SIZES OF TAPCO STYLE CC-HD & U-HD BUCKETS

Tapco “Low Profile” buckets are designed to increase elevator capacity by allowing closer bucket spacing on the belt. They are a modified (cut-down) version of our buckets, varying only in depth and weight. Application, performance, discharge and all other characteristics are exactly the same as our buckets of the same material.

Guide to engineering “Low Profile” elevator buckets:

- Usable capacity: Water level (WL) +5%.
- Recommended spacing: 1" less than nominal projection.
- Consideration should be given to belt strength, horsepower, mechanical requirements and system ability to handle additional weight and volume.

Contact Tapco Inc. for additional engineering assistance.

IN STOCK FOR IMMEDIATE SHIPPING
AVAILABLE THROUGH INDUSTRIAL DISTRIBUTORS, CONTRACTORS, AND ORIGINAL EQUIPMENT MANUFACTURERS

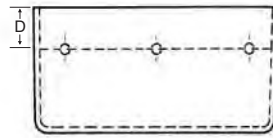
The color blue, when used in connection with elevator buckets, is a U.S. registered trademark owned by Tapco Inc.

GOODYEAR
GOODYEARBELTING.COM

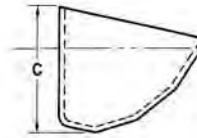
Call Toll Free: 1-866-711-4673
International: +1-727-342-5086

We Ship
World Wide

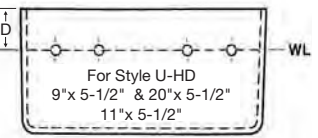
"LOW PROFILE" ELEVATOR BUCKETS



Back View



End View



Back View

All Other Dimensions Typical of Tapco Style CC Buckets

"LOW PROFILE" STYLE CC-BD BUCKETS

SIZE (Nominal) Metric	SIZE (Nominal) Inches	Spacing on Belt (Min.) Inches	Depth C ± 1/8"	Down D ± 1/4"	Polyethylene Capacity		♦ Weight Pounds (Average)	Urethane Capacity		♦ Weight Pounds (Average)	Nylon Capacity		♦ Weight Pounds (Average)
					WL ① Tolerance ± 3% Cu. In.	Cu. Ft.		WL ① Tolerance ± 3% Cu. In.	Cu. Ft.		WL ① Tolerance ± 3% Cu. In.	Cu. Ft.	
80-60	3 X 2	2	2	3/8	6.0	.0035	.11	6.2	.0036	0.14	6.2	.0036	0.12
120-80	4 X 3	3	3	5/8	16.8	.0097	.23	17.5	.0101	0.32	17.5	.0101	0.25
140-120	5 X 4	3	2-3/4	5/8	35.8	.0207	.38	37.2	.0215	0.51	37.2	.0215	0.42
160-120	6 X 4	3	2-3/4	5/8	43.3	.0251	.44	45.0	.0260	0.60	45.0	.0260	0.49
180-120	7 X 4	3	2-3/4	5/8	49.7	.0288	.49	51.7	.0299	0.67	51.7	.0299	0.55
160-140	6 X 5	4	3-3/4	3/4	68.3	.0395	.37	71.0	.0411	0.91	71.0	.0411	0.75
180-140	7 X 5	4	3-3/4	3/4	75.8	.0439	.82	78.8	.0456	1.11	78.8	.0456	0.96
200-140	8 X 5	4	3-3/4	3/4	85.4	.0494	.94	88.8	.0514	1.28	88.8	.0514	1.11
230-140	9 X 5	4	3-3/4	3/4	97.9	.0567	.86	101.8	.0589	1.18	101.8	.0589	1.02
260-140	10 X 5	4	3-3/4	3/4	113.5	.0657	1.05	118.0	.0683	1.39	118.0	.0683	1.18
280-140	11 X 5	4	3-3/4	3/4	127.2	.0736	1.07	132.2	.0766	1.63	132.2	.0766	1.23
300-140	12 X 5	4	3-3/4	3/4	143.1	.0828	1.20	148.8	.0861	1.84	148.8	.0861	1.55
200-160	8 X 6	5	4-3/4	1	124.5	.0720	1.14	129.5	.0749	1.49	129.5	.0749	1.20
230-160	9 X 6	5	4-3/4	1	135.9	.0786	1.22	141.3	.0818	1.71	141.3	.0818	1.46
260-160	10 X 6	5	4-3/4	1	150.4	.0870	1.31	156.4	.0905	1.80	156.4	.0905	1.60
280-160	11 X 6	5	4-3/4	1	173.4	.1003	1.43	180.3	.1043	1.90	180.3	.1043	1.65
300-160	12 X 6	5	4-3/4	1	185.4	.1073	1.58	192.8	.1116	2.14	192.8	.1116	1.80
330-160	13 X 6	5	4-3/4	1	203.8	.1179	1.64	212.0	.1227	2.22	212.0	.1227	1.90
② 350-160	14 X 6	5	4-3/4	1	198.3	.1148	1.70	206.2	.1193	2.45	206.2	.1193	2.16
260-180	10 X 7	6	5-3/4	1-1/4	219.4	.1270	1.90	228.2	.1321	2.58	228.2	.1321	2.25
280-180	11 X 7	6	5-3/4	1-1/4	234.2	.1355	2.06	243.6	.1410	2.90	243.6	.1410	2.43
300-180	12 X 7	6	5-3/4	1-1/4	248.2	.1436	2.08	258.1	.1494	2.91	258.1	.1494	2.46
330-180	13 X 7	6	5-3/4	1-1/4	284.4	.1646	2.36	295.8	.1712	3.21	295.8	.1712	2.80
350-180	14 X 7	6	5-3/4	1-1/4	301.9	.1747	2.49	314.0	.1817	3.28	314.0	.1817	2.89
370-180	15 X 7	6	5-3/4	1-1/4	331.4	.1918	2.71	344.7	.1995	3.83	344.7	.1995	3.08
400-180	16 X 7	6	5-3/4	1-1/4	346.5	.2005	2.77	360.4	.2086	3.85	360.4	.2086	3.23
450-180	18 X 7	6	5-3/4	1-1/4	396.7	.2296	3.24	412.6	.2388	4.50	412.6	.2388	3.96
500-180	20 X 7	6	5-3/4	1-1/4	433.3	.2508	3.60	450.6	.2608	5.00	450.6	.2608	4.40

"LOW PROFILE" STYLE CC-HD "SUPER CAPACITY" BUCKETS

260-215	10 X 8	7	6-3/4	1-1/4	297.0	.1719	2.54	308.9	.1788	3.37	308.9	.1788	2.89
280-215	11 X 8	7	6-3/4	1-1/4	325.9	.1886	2.59	338.9	.1961	3.46	338.9	.1961	2.92
300-215	12 X 8	7	6-3/4	1-1/4	362.0	.2095	2.63	376.5	.2179	3.48	376.5	.2179	3.18
330-215	13 X 8	7	6-3/4	1-1/4	390.2	.2258	2.99	405.8	.2348	4.13	405.8	.2348	3.49
350-215	14 X 8	7	6-3/4	1-1/4	429.6	.2486	3.01	446.8	.2586	4.29	446.8	.2586	3.55
370-215	15 X 8	7	6-3/4	1-1/4	458.9	.2656	3.25	477.3	.2762	4.42	477.3	.2762	3.99
400-215	16 X 8	7	6-3/4	1-1/4	511.1	.2958	3.57	531.5	.3076	4.96	531.5	.3076	4.32
450-215	18 X 8	7	6-3/4	1-1/4	564.4	.3266	4.17	587.0	.3397	5.58	587.0	.3397	4.86
500-215	20 X 8	7	6-3/4	1-1/4	644.2	.3728	5.07	670.0	.3877	6.77	670.0	.3877	5.63
400-230	16 X 9	8	7-3/4	1-1/4	614.8	.3558	5.16	639.4	.3700	5.83	639.4	.3700	6.71
500-230	20 X 9	8	7-3/4	1-1/4	770.5	.4459	6.58	801.3	.4637	7.44	801.3	.4637	8.55

"LOW PROFILE" STYLE U-HD BUCKETS fit Universal Industries Elevators

③ 120-80	4 X 3	2-1/2	2-1/4	7/8	11.3	.0065	.16	11.8	.0068	0.21	11.8	.0068	0.18
160-120	6 X 4	3	2-3/4	7/8	35.4	.0205	.42	36.8	.0213	0.50	36.8	.0213	0.49
180-120	7 X 4-1/2	3	2-3/4	7/8	44.2	.0256	.47	46.0	.0266	0.57	46.0	.0266	0.56
230-150	9 X 5-1/2	4	3-3/4	7/8	97.9	.0567	.86	101.8	.0589	1.17	101.8	.0589	1.01
500-150	20 X 5-1/2	5	4-3/4	7/8	157.0	.0909	2.75	163.3	.0945	3.58	163.3	.0945	3.11
280-160	11 X 5-1/2	5	4-3/4	1	173.4	.1003	1.48	180.3	.1043	1.90	180.3	.1043	1.72
280-180	11 X 7	6	5-3/4	1-1/4	234.2	.1355	2.06	243.6	.1410	2.90	243.6	.1410	2.44
300-215	12 X 8	7	6-3/4	1-1/4	362.0	.2095	2.63	376.5	.2179	3.48	376.5	.2179	3.18
350-215	14 X 8	7	6-3/4	1-1/4	429.6	.2486	3.01	446.8	.2586	4.29	446.8	.2586	3.55

① Tapco recommends using WL (water level) fill + 5% for usable capacity. A gross capacity figure is no longer provided as it is inappropriate for rating an agricultural elevator bucket.

② 14 X 6 bucket was designed to fit Hunter Mfg. Grizzly elevators.

③ Universal refers to this bucket as 3-3/4 X 3 in fabricated steel, the buckets are completely interchangeable.



CC-XD "XTREME DUTY" Elevator Bucket

HIGH DENSITY POLYETHYLENE
FOR USE IN FREE FLOWING PRODUCT APPLICATIONS

11
SIZES
STYLE CC-XD



PRIME
VIRGIN
POLYETHYLENE

AGRICULTURAL STYLE FOR HANDLING:
GRAINS, FEEDS, FERTILIZERS, SEEDS, SALT, SAND,
CHEMICALS, and FOOD PRODUCTS

FEATURES:

LONG LASTING, TOUGH AND FLEXIBLE, THICK WALLS, CLEAN DISCHARGE,
LESS PRODUCT DAMAGE, REDUCES BACKLEGGING, NONSPARKING, NONCORROSIVE

TECHNICAL INFORMATION

STYLE: CC-XD (Xtreme Duty)

DESIGN: High speed centrifugal discharge.

MATERIAL: Prime virgin high density linear polyethylene.

METHOD OF MANUFACTURE: Injection molded.

COLOR: Blue. White, special order for flour, sugar, etc..

TEMPERATURE RANGE: -60°F to +200°F/-51°C to +93°C.

FLAMMABILITY: The high density polyethylene used in Tapco buckets is termed "slow burning". It has been tested under ASTM Test No. D635. It also meets the criteria for approval under the Motor Vehicle Safety Standard No. 302 and Underwriters' Laboratory Bulletin No. 94. Combustion in an excess of air results in harmless by-products (fumes) which are nontoxic.

STANDARD DRILLING: No Charge.

SPECIAL DRILLING: Any pattern and hole diameter can be provided at minimal cost.

VENTING: Available in five standard patterns. Refer to the Tapco catalog section on Venting.

USABLE CAPACITY: Net or usable capacity could range from 10% to 20% above water level. For engineering purposes Tapco recommends using WL (Water Level) + 10% for usable capacity.

SPACING: Minimum bucket spacing has historically been nominal projection plus 2". Many style CC buckets, however, are being used at projection plus 1", and some even closer. For engineering purposes Tapco recommends using nominal projection plus 2".

INTERCHANGEABILITY: Can be intermixed with existing steel or nonmetallic buckets. Some consideration should be given to balance. Bucket projection varies by manufacturer and material. **CC-XD buckets have a greater projection than CC-HD buckets.** Check elevator for proper clearances. Contact Tapco for recommendations.

INSTALLATION: Fanged elevator bolts and nylon insert lock nuts are recommended. **Flat steel washers must be placed inside the bucket under the nuts.** Check elevator for proper clearances.

FDA STATUS: Polyethylene used meets the requirements of the Food Additives Law and Regulation No. 177.1520. Blue pigment meets Regulations No. 175.300 and 177.2600.

UV RESISTANCE: No UV (ultraviolet) stabilizers are added to Tapco buckets because most elevator buckets are enclosed in casings. Tapco buckets should not be exposed to direct sunlight for extended periods of time.

RECOMMENDATIONS: Polyethylene buckets are ideal for use with grains, feeds, fertilizers, seeds, food products, chemicals, sand, salt and most free flowing agricultural products handled in bucket elevators.

LIMITATIONS: Polyethylene buckets should not be used with the following: (1) Materials over 200°F/93°C. (2) Sharp edged materials such as crushed glass or oyster shells. (3) Large dense materials such as gravel and ores over 3/8" diameter. (4) A few extremely abrasive and sluggish materials such as dried whey, some pellets and extruded feeds. (5) Some severe soybean and rice applications.

CAUTION: Welding and cutting on elevator legs without taking proper precautions is extremely dangerous and can cause a violent explosion. Polyethylene buckets can be ignited and will burn from improper welding and cutting.

IMPORTANT: When elevating certain materials that harden or set up with moisture, a Tapco steel digger bucket should replace every 10th polyethylene bucket. Contact Tapco for recommendations.

IN STOCK FOR IMMEDIATE SHIPPING

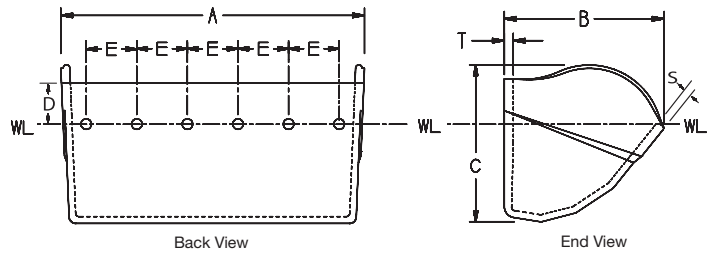
AVAILABLE THROUGH INDUSTRIAL DISTRIBUTORS, CONTRACTORS, AND ORIGINAL EQUIPMENT MANUFACTURERS

GOODYEAR
GOODYEARBELTING.COM

Call Toll Free: 1-866-711-4673
International: +1-727-342-5086

We Ship
World Wide

HIGH DENSITY POLYETHYLENE ELEVATOR BUCKETS



STYLE CC-XD "SUPER CAPACITY" BUCKETS

SIZE Inches (Millimeters) (Nominal)	Dimension-Actual (Inches) Tolerance A, B, C ± 1/8" T ± 1/64"					Drilling-Standard (Inches) ② Tolerance D ± 1/4"				Capacity ① Tolerance ± 3%				Spacing on Belt Inches (Minimum)	Weight (Pounds)		
	Length A	Proj. B	Depth C	Thick-ness T	Thick-ness S	From Top D	Center to Center E	No. of Holes	Bolt Dia.	WL		WL + 10%			Each (Average)	Per Carton (Average)	Number Per Carton
										Cu. In.	Cu. Ft.	Cu. In.	Cu. Ft.				
11 X 7 280-180	11-11/16	7-15/16	7-7/8	3/8	1/2	2	3-3/8	4	5/16	253.5	.1467	281.7	.1630	8	3.46	31.0	8
12 X 7 300-180	12-11/16	7-15/16	7-7/8	3/8	1/2	2	3-3/8	4	5/16	277.8	.1607	305.6	.1769	8	3.82	35.0	8
13 X 7 330-180	13-11/16	7-15/16	7-7/8	3/8	1/2	2	3-5/8	4	5/16	302.0	.1747	332.2	.1442	8	4.04	36.0	8
14 X 7 350-180	14-11/16	7-15/16	7-7/8	3/8	1/2	2	3	5	5/16	326.4	.1889	359.0	.2076	8	4.22	38.0	8
15 X 7 370-180	15-11/16	7-15/16	7-7/8	3/8	1/2	2	3-1/4	5	5/16	350.7	.2030	372.6	.2156	8	4.46	40.0	8
16 X 7 400-180	16-11/16	7-15/16	7-7/8	3/8	1/2	2	2-7/8	6	5/16	374.9	.2170	386.2	.2235	8	4.69	42.0	8
12 X 8 300-215	12-11/16	9-1/16	8-7/8	1/2	1/2	2-1/4	3-3/8	4	5/16	362.0	.2095	398.2	.2304	9	4.85	43.0	8
14 X 8 350-215	14-11/16	9-1/16	8-7/8	1/2	1/2	2-1/4	3	5	5/16	429.6	.2486	472.6	.2775	9	5.26	46.0	8
16 X 8 400-215	16-11/16	9-1/16	8-7/8	1/2	1/2	2-1/4	2-7/8	6	5/16	511.1	.2958	562.2	.3254	9	5.75	50.0	8
18 X 8 450-215	18-11/16	9-1/16	8-7/8	1/2	1/2	2-1/4	3-1/8	6	5/16	564.4	.3266	620.8	.3593	9	6.59	57.0	8
20 X 8 500-215	20-11/16	9-1/16	8-7/8	1/2	1/2	2-1/4	3-1/2	6	5/16	644.2	.3728	708.6	.4101	9	7.17	64.0	8
20 X 10 500-260	20-11/16	11-5/16	11-1/8	5/8	5/8	2-3/4	3-1/2	6	3/8	960.5	.5558	1056.6	.6115	11	11.56	77.0	6

Standard Bolt Holes Drilled on the WL (Water Level) Line ± 1/4"

- ① Tapco recommends using WL (water level) fill + 10% for usable capacity. A gross capacity figure is no longer provided as it is inappropriate for rating an agricultural elevator bucket.
- ② Holes Drilled 1/32" Oversize

NOTE ON DESIGN: Over 35 years ago, Tapco Inc. introduced the first "Heavy Duty" nonmetallic elevator bucket to the agricultural industry. This bucket, manufactured in the highly proven "CC" style, soon became the standard of the industry. Now, as design engineers, manufacturers, and elevator operators demand more from their legs in both throughput and extended life, Tapco is proud to introduce its new line of "CC-XD" Xtreme Duty elevator buckets. These buckets, molded in the same "CC" style, industry proven since 1938, offer benefits not found in other brands. This allows the designer, manufacturer or operator to directly interchange existing "CC-HD" buckets with the new "CC-XD" and maintain the same precise operating parameters that are expected from a correctly engineered bucket.



CC-XD "XTREME DUTY" Elevator Bucket

SUPER TOUGH NYLON

FOR USE IN ROUGH AND ABRASIVE, HIGH VOLUME APPLICATIONS

11
SIZES
STYLE CC-XD



PRIME VIRGIN
IMPACT MODIFIED
NYLON

AGRICULTURAL STYLE FOR HANDLING:
SOYBEANS, FERTILIZERS, SALT, SAND, CHEMICALS
and OTHER ROUGH or ABRASIVE PRODUCTS

FEATURES:

OUTSTANDING IMPACT and ABRASION RESISTANCE, EXTRAORDINARILY TOUGH and MORE RIGID THAN POLYETHYLENE or URETHANE, BETTER HEAT RESISTANCE, NONSPARKING, NONCORROSIVE

TECHNICAL INFORMATION

STYLE: CC-XD (Xtreme Duty)

DESIGN: High speed centrifugal discharge.

MATERIAL: Prime virgin impact modified nylon.

METHOD OF MANUFACTURE: Injection molded.

COLOR: Gray

TEMPERATURE RANGE: -40°F to + 275°F/-40°C to + 135°C.

FLAMMABILITY: The impact modified nylon used in Tapco buckets is termed "slow burning". It has been tested under Underwriters' Laboratory Bulletin No. 94 HB. The primary toxic product of combustion is carbon monoxide.

STANDARD DRILLING: No Charge.

SPECIAL DRILLING: Any pattern and hole diameter can be provided at minimal cost.

VENTING: Available in five standard patterns. Refer to the Tapco catalog section on Venting.

USABLE CAPACITY: Net or usable capacity could range from 10% to 20% above water level. For engineering purposes Tapco recommends using WL (Water Level) + 10% for usable capacity.

SPACING: Minimum bucket spacing has historically been nominal projection plus 2". Many style CC buckets, however, are being used at projection plus 1", and some even closer. For engineering purposes Tapco recommends using nominal projection plus 2".

INTERCHANGEABILITY: Can be intermixed with existing steel or nonmetallic buckets. Some consideration should be given to balance. Bucket projection varies by manufacturer and material. **CC-XD buckets have a greater projection than CC-HD buckets.** Check elevator for proper clearances. Contact Tapco for recommendations

INSTALLATION: Fanged elevator bolts and nylon insert lock nuts are recommended. **Flat steel washers must be placed inside the bucket under the nuts.** Check elevator for proper clearances.

FDA STATUS: Tapco's standard impact modified nylon does not meet requirements for FDA approval. FDA compliant nylon is available by special order.

UV RESISTANCE: No UV (ultraviolet) stabilizers are added to Tapco buckets because most elevator buckets are enclosed in casings. Tapco buckets should not be exposed to direct sunlight for extended periods of time.

RECOMMENDATIONS: Nylon buckets are extremely strong. They are unsurpassed in rough or severe service elevators. The outstanding abrasion resistant characteristics make this an excellent bucket for grain, soybeans, feeds, fertilizer, chemicals, sand and other free-flowing products.

LIMITATIONS: Nylon buckets should not be used in the following: (1) Materials over 275°F/135°C. (2) Large dense material such as gravel and ore over 3/8" diameter. (3) Some sharp sluggish materials such as large glass cullet or oyster shells.

CAUTION: Welding and cutting on elevator legs without taking proper precautions is extremely dangerous and can cause a violent explosion. Nylon buckets can be ignited and will burn from improper welding and cutting.

IMPORTANT: When elevating certain materials that harden or set up with moisture, a Tapco steel digger bucket should replace every 10th nylon bucket. Contact Tapco for recommendations.

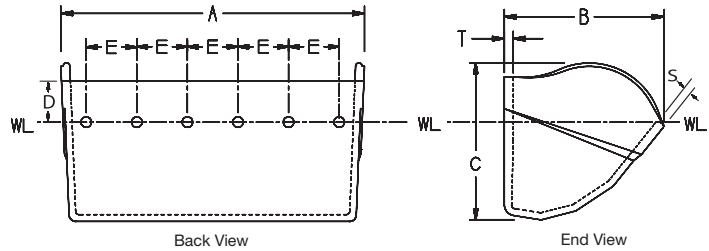
IN STOCK FOR IMMEDIATE SHIPPING

GOODYEAR
GOODYEARBELTING.COM

Call Toll Free: 1-866-711-4673
International: + 1-727-342-5086

We Ship
World Wide

SUPER TOUGH NYLON ELEVATOR BUCKETS



STYLE CC-XD "SUPER CAPACITY" BUCKETS

SIZE Inches (Millimeters) (Nominal)	Dimension-Actual (Inches) Tolerance A, B, C $\pm 1/8"$ T $\pm 1/64"$					Drilling-Standard (Inches) ② Tolerance D $\pm 1/4"$				Capacity ① Tolerance $\pm 3%$				Spacing on Belt Inches (Minimum)	Weight (Pounds)		
	Length A	Proj. B	Depth C	Thick-ness T	Thick-ness S	From Top D	Center to Center E	No. of Holes	Bolt Dia.	WL		WL + 10%			Each (Average)	Per Carton (Average)	Number Per Carton
										Cu. In.	Cu. Ft.	Cu. In.	Cu. Ft.				
11 X 7 280-180	11-11/16	7-15/16	7-7/8	3/8	1/2	2	3-3/8	4	5/16	264.1	.1528	293.4	.1698	8	3.93	36.0	8
12 X 7 300-180	12-11/16	7-15/16	7-7/8	3/8	1/2	2	3-3/8	4	5/16	288.9	.1672	317.8	.1839	8	4.27	38.0	8
13 X 7 330-180	13-11/16	7-15/16	7-7/8	3/8	1/2	2	3-5/8	4	5/16	314.1	.1818	345.5	.1999	8	4.36	39.0	8
14 X 7 350-180	14-11/16	7-15/16	7-7/8	3/8	1/2	2	3	5	5/16	339.5	.1967	373.4	.2160	8	4.60	41.0	8
15 X 7 370-180	15-11/16	7-15/16	7-7/8	3/8	1/2	2	3-1/4	5	5/16	364.7	.2111	401.2	.2321	8	4.93	44	8
16 X 7 400-180	16-11/16	7-15/16	7-7/8	3/8	1/2	2	2-7/8	6	5/16	389.9	.2256	428.9	.2482	8	5.25	46.0	8
12 X 8 300-215	12-11/16	9-1/16	8-7/8	1/2	1/2	2-1/4	3-3/8	4	5/16	376.5	.2179	414.2	.2397	9	5.38	47.0	8
14 X 8 350-215	14-11/16	9-1/16	8-7/8	1/2	1/2	2-1/4	3	5	5/16	446.8	.2586	491.5	.2844	9	6.00	52.0	8
16 X 8 400-215	16-11/16	9-1/16	8-7/8	1/2	1/2	2-1/4	2-7/8	6	5/16	531.5	.3076	584.7	.3383	9	6.56	56.0	8
18 X 8 450-215	18-11/16	9-1/16	8-7/8	1/2	1/2	2-1/4	3-1/8	6	5/16	587.0	.3397	645.7	.3737	9	7.36	63.0	8
20 X 8 500-215	20-11/16	9-1/16	8-7/8	1/2	1/2	2-1/4	3-1/2	6	5/16	670.0	.3877	737.0	.4265	9	8.04	71.0	8
20 X 10 500-260	20-11/16	11-5/16	11-1/8	5/8	5/8	2-3/4	3-1/2	6	3/8	998.9	.5781	1098.8	.6359	11	13.48	88.0	6

Standard Bolt Holes Drilled on the WL (Water Level) Line $\pm 1/4"$

- ① Tapco recommends using WL (water level) fill + 10% for usable capacity. A gross capacity figure is no longer provided as it is inappropriate for rating an agricultural elevator bucket.
- ② Holes Drilled 1/32" Oversize

NOTE ON DESIGN: Over 35 years ago, Tapco Inc. introduced the first "Heavy Duty" nonmetallic elevator bucket to the agricultural industry. This bucket, manufactured in the highly proven "CC" style, soon became the standard of the industry. Now, as design engineers, manufacturers, and elevator operators demand more from their legs in both throughput and extended life, Tapco is proud to introduce its new line of "CC-XD" Xtreme Duty elevator buckets. These buckets, molded in the same "CC" style, industry proven since 1938, offer benefits not found in other brands. This allows the designer, manufacturer or operator to directly interchange existing "CC-HD" buckets with the new "CC-XD" and maintain the same precise operating parameters that are expected from a correctly engineered bucket.



CC-XD "XTREME DUTY" Elevator Bucket

SEVERE DUTY URETHANE

FOR USE IN HIGH ABRASION AND HIGH THROUGHPUT APPLICATIONS

11
SIZES
STYLE CC-XD



PRIME VIRGIN
THERMOPLASTIC
URETHANE

AGRICULTURAL STYLE FOR HANDLING
PELLETIZED OR EXTRUDED FEEDS, SOYBEANS, FERTILIZERS, OYSTER SHELLS, SALT, SAND,
CHEMICALS, and OTHER ABRASIVE PRODUCTS

FEATURES

EXTREME ABRASION RESISTANCE, TOUGH AND FLEXIBLE, THICK WALLS, LIGHT WEIGHT, CLEAN DISCHARGE,
LESS PRODUCT DAMAGE, REDUCES BACKLEGGING, NONSPARKING, NONCORROSIVE

TECHNICAL INFORMATION

STYLE: CC-XD (Xtreme Duty)

DESIGN: High speed centrifugal discharge.

MATERIAL: Prime virgin thermoplastic urethane.

METHOD OF MANUFACTURE: Injection molded.

COLOR: Beige (Tan).

TEMPERATURE RANGE: -60°F to +212°F/-51° C to +100°C.

DUROMETER RANGE: Shore D 60-70.

FLAMMABILITY: The urethane used in Tapco buckets, meets the criteria of the Underwriters' Laboratory Bulletin No. 94 HB. It has been tested under ASTM Test No. D635 and has a burn rate of 0.76"/min. it also meets approval under motor vehicle safety standard No. 302, with a burn rate of 0.0"/min.

STANDARD DRILLING: No charge.

SPECIAL DRILLING: Any pattern and hole diameter can be provided at minimal cost.

VENTING: Available in five standard patterns. Refer to the Tapco catalog section on Venting.

USABLE CAPACITY: Net or usable capacity could range from 10% to 20% above water level. For engineering purposes Tapco recommends using WL (Water Level) + 10% for usable capacity.

SPACING: Minimum bucket spacing has historically been nominal projection plus 2". Many style CC buckets, however, are being used at projection plus 1", and some even closer. For engineering purposes Tapco recommends using nominal projection plus 2".

INTERCHANGEABILITY: Can be intermixed with existing steel or nonmetallic buckets. Some consideration should be given to balance. Bucket projection varies by manufacturer and material. **CC-XD buckets have a greater projection than CC-HD buckets.** Check elevator for proper clearances. Contact Tapco for recommendations.

INSTALLATION: Fanged elevator bolts and nylon insert lock nuts are recommended. **Large flat steel (fender) washers must be placed inside the bucket under the nuts.** Check elevator for proper clearances.

FDA STATUS: Our standard urethane does not meet the requirements for FDA approval. FDA approved urethane is available, special order.

UV RESISTANCE: No UV (ultraviolet) stabilizers are added to Tapco buckets because most elevator buckets are enclosed in casings. Tapco buckets should not be exposed to direct sunlight for extended periods of time

RECOMMENDATIONS: Urethane buckets are ideal for use with pelletized, high fat and molasses feeds, extruded feeds, severe soybean, rice and barley applications and other abrasive agricultural products. They are excellent for extremely high throughput elevators.

LIMITATIONS: Urethane buckets should not be used on the following: (1) Materials over 212°F/100°C. (2) Large dense materials such as gravel and ores over 3/8" in diameter. (3) Some sharp sluggish materials such as large glass cullet. (4) Prolonged exposure to water or steam.

CAUTION: Welding and cutting on elevator legs without taking proper precautions is extremely dangerous and can cause a violent explosion. Urethane buckets can be ignited and will burn from improper welding and cutting.

IMPORTANT: When elevating materials that harden or set up with moisture, a Tapco steel digger bucket should replace every 10th urethane bucket. Contact Tapco for recommendations.

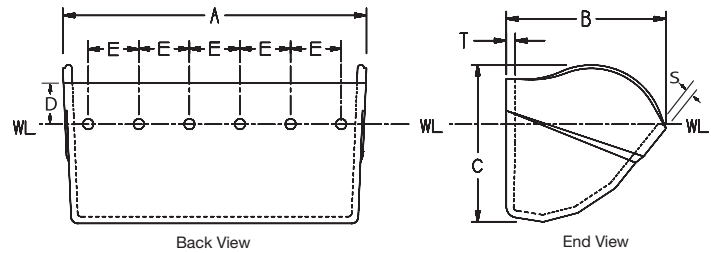
IN STOCK FOR IMMEDIATE SHIPPING

GOODYEAR
GOODYEARBELTING.COM

Call Toll Free: 1-866-711-4673
International: +1-727-342-5086

**We Ship
World Wide**

SEVERE DUTY URETHANE ELEVATOR BUCKETS



STYLE CC-XD "SUPER CAPACITY" BUCKETS

SIZE Inches (Millimeters) (Nominal)	Dimension-Actual (Inches) Tolerance A, B, C ± 1/8" T ± 1/64"					Drilling-Standard (Inches) ② Tolerance D ± 1/4"				Capacity ① Tolerance ± 3%				Spacing on Belt Inches (Minimum)	Weight (Pounds)		
	Length A	Proj. B	Depth C	Thick-ness T	Thick-ness S	From Top D	Center to Center E	No. of Holes	Bolt Dia.	WL		WL + 10%			Each (Average)	Per Carton (Average)	Number Per Carton
										Cu. In.	Cu. Ft.	Cu. In.	Cu. Ft.				
11 X 7 280-180	11-11/16	7-15/16	7-7/8	3/8	1/2	2	3-3/8	4	5/16	264.1	.1528	293.4	.1698	8	4.63	41.0	8
12 X 7 300-180	12-11/16	7-15/16	7-7/8	3/8	1/2	2	3-3/8	4	5/16	288.9	.1672	317.8	.1839	8	4.95	44.0	8
13 X 7 330-180	13-11/16	7-15/16	7-7/8	3/8	1/2	2	3-5/8	4	5/16	314.1	.1818	345.5	.1999	8	5.24	46.0	8
14 X 7 350-180	14-11/16	7-15/16	7-7/8	3/8	1/2	2	3	5	5/16	339.5	.1967	373.4	.2160	8	5.46	48.0	8
15 X 7 370-180	15-11/16	7-15/16	7-7/8	3/8	1/2	2	3-1/4	5	5/16	364.7	.2111	401.2	.2321	8	5.78	51	8
16 X 7 400-180	16-11/16	7-15/16	7-7/8	3/8	1/2	2	2-7/8	6	5/16	389.9	.2256	428.9	.2482	8	6.09	53.0	8
12 X 8 300-215	12-11/16	9-1/16	8-7/8	1/2	1/2	2-1/4	3-3/8	4	5/16	376.5	.2179	414.2	.2397	9	6.51	56.0	8
14 X 8 350-215	14-11/16	9-1/16	8-7/8	1/2	1/2	2-1/4	3	5	5/16	446.8	.2586	491.5	.2844	9	7.00	60.0	8
16 X 8 400-215	16-11/16	9-1/16	8-7/8	1/2	1/2	2-1/4	2-7/8	6	5/16	531.5	.3076	584.7	.3383	9	7.72	66.0	8
18 X 8 450-215	18-11/16	9-1/16	8-7/8	1/2	1/2	2-1/4	3-1/8	6	5/16	587.0	.3397	645.7	.3737	9	8.41	71.0	8
20 X 8 500-215	20-11/16	9-1/16	8-7/8	1/2	1/2	2-1/4	3-1/2	6	5/16	670.0	.3877	737.0	.4265	9	9.56	83.0	8
20 X 10 500-260	20-11/16	11-5/16	11-1/8	5/8	5/8	2-3/4	3-1/2	6	3/8	998.9	.5781	1098.8	.6359	11	15.35	99.0	6

Standard Bolt Holes Drilled on the WL (Water Level) Line ± 1/4"

- ① Tapco recommends using WL (water level) fill + 10% for usable capacity. A gross capacity figure is no longer provided as it is inappropriate for rating an agricultural elevator bucket.
- ② Holes Drilled 1/32" Oversize

NOTE ON DESIGN: Over 35 years ago, Tapco Inc. introduced the first "Heavy Duty" nonmetallic elevator bucket to the agricultural industry. This bucket, manufactured in the highly proven "CC" style, soon became the standard of the industry. Now, as design engineers, manufacturers, and elevator operators demand more from their legs in both throughput and extended life, Tapco is proud to introduce its new line of "CC-XD" Xtreme Duty elevator buckets. These buckets, molded in the same "CC" style, industry proven since 1938, offer benefits not found in other brands. This allows the designer, manufacturer or operator to directly interchange existing "CC-HD" buckets with the new "CC-XD" and maintain the same precise operating parameters that are expected from a correctly engineered bucket.



“LOW PROFILE” CC-XD ELEVATOR BUCKETS



MANUFACTURED IN:
HIGH DENSITY POLYETHYLENE
SEVERE DUTY URETHANE
SUPER TOUGH NYLON

AVAILABLE IN ALL SIZES OF TAPCO STYLE CC-XD BUCKETS

Tapco “Low Profile” buckets are designed to increase elevator capacity by allowing closer bucket spacing on the belt. They are a modified (cut-down) version of our buckets, varying only in depth and weight. Application, performance, discharge and all other characteristics are exactly the same as our buckets of the same material.

Guide to engineering “Low Profile” elevator buckets:

- Usable capacity: Water level (WL) +5%.
- Recommended spacing: 1" less than nominal projection.
- Consideration should be given to belt strength, horsepower, mechanical requirements and system ability to handle additional weight and volume.

Contact Tapco Inc. for additional engineering assistance.

IN STOCK FOR IMMEDIATE SHIPPING
AVAILABLE THROUGH INDUSTRIAL DISTRIBUTORS, CONTRACTORS, AND ORIGINAL EQUIPMENT MANUFACTURERS

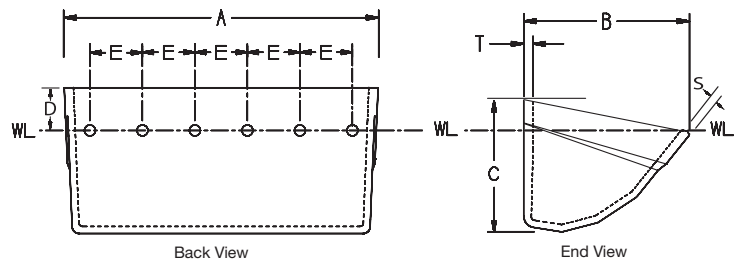
The color blue, when used in connection with elevator buckets, is a U.S. registered trademark owned by Tapco Inc.

GOODYEAR
GOODYEARBELTING.COM

Call Toll Free: 1-866-711-4673
International: +1-727-342-5086

We Ship
World Wide

“LOW PROFILE” CC-XD ELEVATOR BUCKETS



All Other Dimensions Typical of Tapco Style CC-XD Buckets

“LOW PROFILE” STYLE CC-XD “SUPER CAPACITY” BUCKETS

SIZE (Nominal) Metric	SIZE (Nominal) Inches	Spacing on Belt (Min.) Inches	Depth C ± 1/8"	From Top D	Polyethylene Capacity		Weight Pounds (Average)	Urethane Capacity		Weight Pounds (Average)	Nylon Capacity		Weight Pounds (Average)	Number per Cartom
					WL ^① Tolerance ± 3%			WL ^① Tolerance ± 3%			WL ^① Tolerance ± 3%			
					Cu. In.	Cu. Ft.		Cu. In.	Cu. Ft.		Cu. In.	Cu. Ft.		
280-180	11 X 7	6	5-3/4	1	253.5	0.1467	2.85	264.1	0.1528	4.22	264.1	0.1528	3.17	9
300-180	12 X 7	6	5-3/4	1	277.8	0.1607	3.08	288.9	0.1672	4.56	288.9	0.1672	3.42	9
330-180	13 X 7	6	5-3/4	1	302.0	0.1747	3.21	314.1	0.1818	4.76	314.1	0.1818	3.57	9
350-180	14 X 7	6	5-3/4	1	326.4	0.1889	3.43	339.5	0.1967	5.08	339.5	0.1967	3.81	9
370-180	15 X 7	6	5-3/4	1	350.7	0.2030	3.64	364.7	0.2110	5.39	364.7	0.2110	4.01	9
400-180	16 X 7	6	5-3/4	1	374.9	0.2170	3.85	389.9	0.2256	5.70	389.9	0.2256	4.28	9
300-215	12 X 8	7	6-3/4	1	362.0	0.2095	3.98	362.0	0.2179	5.90	362.0	0.2179	4.42	9
350-215	14 X 8	7	6-3/4	1	429.6	0.2486	4.49	429.6	0.2586	6.65	429.6	0.2586	4.99	9
400-215	16 X 8	7	6-3/4	1	511.1	0.2958	4.82	511.1	0.3076	7.14	511.1	0.3076	5.36	9
450-215	18 X 8	7	6-3/4	1	564.4	0.3266	5.53	564.4	0.3397	8.19	564.4	0.3397	6.14	9
500-215	20 X 8	7	6-3/4	1	644.2	0.3728	6.05	644.2	0.3877	8.96	644.2	0.3877	6.72	9
500-260	20 X 10	9	8-3/4	1-1/2	960.5	0.5558	10.2	998.9	0.5781	15.11	998.9	0.5781	11.33	9

Standard Bolt Holes Drilled on the WL (Water Level) Line ± 1/4"

① Tapco recommends using WL (water level) fill + 5% for usable capacity. A gross capacity figure is no longer provided as it is inappropriate for rating an agricultural elevator bucket.

NOTE ON DESIGN: Over 35 years ago, Tapco Inc. introduced the first “Heavy Duty” nonmetallic elevator bucket to the agricultural industry. This bucket, manufactured in the highly proven “CC” style, soon became the standard of the industry. Now, as design engineers, manufacturers, and elevator operators demand more from their legs in both throughput and extended life, Tapco introduces its “CC-XD” Xtreme Duty elevator buckets. These buckets, molded in the same “CC” style, industry proven since 1938, offer benefits not found in other brands. This allows the designer, manufacturer or operator to directly interchange existing “CC-HD” buckets with the new “CC-XD” and maintain the same precise operating parameters that are expected from a correctly engineered bucket.

CC-B Elevator Bucket

**48
SIZES
STYLE CC-B**



**CARBON STEEL
OR
STAINLESS STEEL**

**AGRICULTURAL STYLE FOR HANDLING:
GRAINS, FEEDS, FERTILIZERS, SEEDS, SALT, SAND,
CHEMICALS, and FOOD PRODUCTS**

FEATURES:

STRAIGHT SIDES MINIMIZE DOWNLEGGING, BREAKS IN BOTTOM ALLOW BUCKET TO DISCHARGE OVER A WIDE RANGE OF ELEVATOR SPEEDS. PRIMARILY USED FOR THE SUBSTITUTION OF NONMETALLIC BUCKETS WHEN HEAT BECOMES TOO EXCESSIVE OR WHEN EXTREMELY SHARP PRODUCTS ARE CARRIED IN THE BUCKET ELEVATOR

TECHNICAL INFORMATION:

STYLE: CC-B.

DESIGN: High speed centrifugal discharge.

MATERIAL: Carbon Steel or Stainless Steel

METHOD OF MANUFACTURE: Fabricated (Spot welded).

STANDARD CONSTRUCTION: The CC-B style bucket utilizes a 1-piece pressed formed design consisting of two end plates and a body. Please note that there is no taper on the sides of the bucket. The bottom is spot welded to the ends.

CONSTRUCTION OPTIONS: Contact Tapco for recommendations

MATERIAL THICKNESS: 18 ga., 16 ga., 14 ga..

DRILLING: No charge for standard belt drillings.

VENTING: Venting available on request, contact Tapco for recommendations.

USABLE CAPACITY: Tapco recommends using 75% of gross, (100%) capacity.

SPACING: Minimum bucket spacing has historically been nominal projection plus 2". For engineering purposes Tapco recommends using nominal projection plus 2".

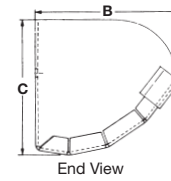
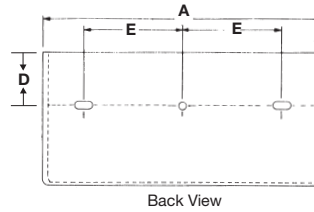
INTERCHANGEABILITY: Can be intermixed with existing fabricated and nonmetallic CC style buckets. If different weight buckets are mixed in, some care should be taken that the leg does not become too far out of balance. Check elevator for proper clearances. Contact Tapco for recommendations.

INSTALLATION: Fanged elevator bolts and nylon insert lock nuts are recommended for pulleys 6" in diameter and over. No. 3 Eclipse slotted head elevator bolts are recommended for pulleys under 6" in diameter. **Flat steel washers must be placed inside the bucket under the nuts.** Check elevator for proper clearances.

CAUTION: Welding and cutting on elevator legs without taking proper precautions is extremely dangerous and can cause a violent explosion.

**IN STOCK FOR IMMEDIATE SHIPPING
AVAILABLE THROUGH INDUSTRIAL DISTRIBUTORS, CONTRACTORS, AND ORIGINAL EQUIPMENT MANUFACTURERS**

FABRICATED STEEL ELEVATOR BUCKETS



STYLE CC-B BUCKETS

SIZE (Nominal) Millimeter	SIZE (Nominal) Inches	Dimensions-Actual (Inches) Tolerance A, B & C ±1/4"				Drilling-Standard (Inches) Holes Punched 1/16" Oversize				Weight (Average) Pounds	Bucket Capacity Gross (1) 100%	Number Per Carton
		Length A	Proj. B	Depth C	Gauge	Distance Down D	Center to Center E	Number Of Holes	Bolt Diameter			
120-80	4 X 3	4	3-3/16	2-11/16	16	7/8	2-1/2	2	1/4	.62	22	24
120-120	4 X 4	4	4-3/16	4	18	1-3/4	2-1/2	2	1/4	.90	39	24
140-120	5 X 4	5	4-3/16	4	18	1-3/4	3-3/16	2	1/4	.95	52	24
160-120	6 X 4	6	4-3/16	4	18	1-3/4	4-3/8	2	1/4	1.10	62	24
180-120	7 X 4	7	4-3/16	4	18	1-3/4	2-11/16	3	1/4	1.25	70	24
200-120	8 X 4	8	4-3/16	4	18	1-3/4	3-1/16	3	1/4	1.50	79	24
230-120	9 X 4	9	4-3/16	4	18	1-3/4	3-5/8	3	1/4	1.70	90	24
160-140	6 X 5	6	5-1/4	5	16	1-7/8	4-3/8	2	1/4	1.60	94	24
180-140	7 X 5	7	5-1/4	5	16	1-7/8	2-11/16	3	1/4	1.75	110	24
200-140	8 X 5	8	5-1/4	5	16	1-7/8	3-1/16	3	1/4	2.00	125	24
230-140	9 X 5	9	5-1/4	5	16	1-7/8	3-5/8	3	1/4	2.50	140	24
260-140	10 X 5	10	5-1/4	5	16	1-7/8	4-1/8	3	1/4	2.70	155	24
280-140	11 X 5	11	5-1/4	5	16	1-7/8	3	4	1/4	2.90	170	24
300-140	12 X 5	12	5-1/4	5	16	1-7/8	3-3/8	4	1/4	3.00	185	24
180-160	7 X 6	7	6-5/16	6	16	2-3/16	2-11/16	3	1/4	2.85	155	24
200-160	8 X 6	8	6-5/16	6	16	2-3/16	3-1/16	3	1/4	3.10	178	24
230-160	9 X 6	9	6-5/16	6	16	2-3/16	3-5/8	3	1/4	3.40	202	24
260-160	10 X 6	10	6-5/16	6	16	2-3/16	4-1/8	3	1/4	3.50	222	24
280-160	11 X 6	11	6-5/16	6	16	2-3/16	3	4	1/4	3.75	244	24
300-160	12 X 6	12	6-5/16	6	16	2-3/16	3-3/8	4	1/4	4.00	267	24
330-160	13 X 6	13	6-5/16	6	16	2-3/16	3-5/8	4	1/4	4.50	289	12
350-160	14 X 6	14	6-5/16	6	16	2-3/16	3	5	1/4	4.75	312	12
215-180	8 X 7	8	7-3/16	7	14	3-3/16	3-1/16	3	5/16	4.60	242	8
230-180	9 X 7	9	7-3/16	7	14	3-3/16	3-5/8	3	5/16	4.80	276	8
260-180	10 X 7	10	7-3/16	7	14	3-3/16	4-1/8	3	5/16	5.00	302	8
280-180	11 X 7	11	7-3/16	7	14	3-3/16	3	4	5/16	5.25	333	8
300-180	12 X 7	12	7-3/16	7	14	3-3/16	3-3/8	4	5/16	6.25	362	8
330-180	13 X 7	13	7-3/16	7	14	3-3/16	3-5/8	4	5/16	6.75	393	8
350-180	14 X 7	14	7-3/16	7	14	3-3/16	3	5	5/16	7.00	424	8
370-180	15 X 7	15	7-3/16	7	14	3-3/16	3-1/4	5	5/16	7.50	454	8
400-180	**16 X 7	16	7-3/16	7	14	3-3/16	2-7/8	6	5/16	8.00	486	8
450-180	**18 X 7	18	7-3/16	7	14	3-3/16	3-1/8	6	5/16	8.50	544	8
500-180	**20 X 7	20	7-3/16	7	14	3-3/16	3-1/2	6	5/16	9.25	605	8
560-180	**22 X 7	22	7-3/16	7	14	3-3/16	4	6	5/16	10.00	664	8
600-180	**24 X 7	24	7-3/16	7	14	3-3/16	3-1/2	7	5/16	10.75	725	8
230-215	9 X 8	9	8-1/8	8	14	3-1/2	3-5/8	3	5/16	5.60	349	8
260-215	10 X 8	10	8-1/8	8	14	3-1/2	4-1/8	3	5/16	6.10	388	8
280-215	11 X 8	11	8-1/8	8	14	3-1/2	3	4	5/16	6.75	427	8
300-215	12 X 8	12	8-1/8	8	14	3-1/2	3-3/8	4	5/16	7.50	466	8
330-215	13 X 8	13	8-1/8	8	14	3-1/2	3-5/8	4	5/16	7.75	505	8
350-215	14 X 8	14	8-1/8	8	14	3-1/2	3	5	5/16	8.25	543	8
370-215	15 X 8	15	8-1/8	8	14	3-1/2	3-1/4	5	5/16	8.50	582	8
400-215	**16 X 8	16	8-1/8	8	14	3-1/2	2-7/8	6	5/16	9.00	621	8
430-215	**17 X 8	17	8-1/8	8	14	3-1/2	3	6	5/16	9.50	660	8
450-215	**18 X 8	18	8-1/8	8	14	3-1/2	3-1/8	6	5/16	9.75	698	8
500-215	**20 X 8	20	8-1/8	8	14	3-1/2	3-1/2	6	5/16	10.75	776	8
560-215	**22 X 8	22	8-1/8	8	14	3-1/2	4	6	5/16	11.50	854	8
600-215	**24 X 8	24	8-1/8	8	14	3-1/2	3-1/2	7	5/16	12.00	931	8

① Tapco recommends using gross x .75 for usable capacity. ** Supplied with lip brace, lip brace is optional on other sizes at slightly higher cost.




Call Toll Free: 1-866-711-4673
International: +1-727-342-5086



CC "DIGGER" Elevator Bucket

40
SIZES
STYLE CC Digger



CARBON STEEL
OR
STAINLESS STEEL

AGRICULTURAL STYLE FOR HANDLING:
GRAIN, FEEDS, FERTILIZERS, SUGAR, SALT, SAND,
SEED, CEMENT, and MINERAL MIXES

FEATURES:

HEAVY GAUGE CONSTRUCTION, REINFORCED CORNER BRACES AND DOUBLE THICK LIP DESIGNED TO AID IN BREAKING UP MATERIAL IN THE BOOT SECTION OF THE BUCKET ELEVATOR

TECHNICAL INFORMATION

STYLE: CC Digger.

DESIGN: High speed centrifugal discharge.

MATERIAL: Carbon Steel or Stainless Steel.

METHOD OF MANUFACTURE: Fabricated.

STANDARD CONSTRUCTION: The CC style digger bucket utilizes a 4-piece design consisting of two end plates, pressed formed body, and wear lip. Please note that there is no taper on the sides of the bucket. The ends are continuously welded on the outside.

CONSTRUCTION OPTIONS: AR plating or hard bead weld.

MATERIAL THICKNESS: Carbon: 12 ga., 10 ga., Stainless: 12 ga., 14 ga.

DRILLING: No charge for standard belt drillings.

VENTING: Venting available on request, contact Tapco for recommendations.

USABLE CAPACITY: Net or usable capacity could range from 10% to 20% above water level. For engineering purposes Tapco recommends using WL (Water Level) + 10% for usable capacity.

SPACING: Minimum bucket spacing has historically been nominal projection plus 2". Many style CC buckets, however, are being used at projection plus 1", and some even closer. For engineering purposes Tapco recommends using nominal projection plus 2".

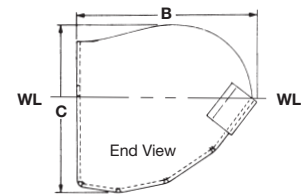
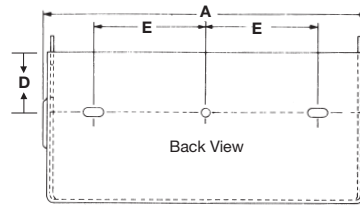
INTERCHANGEABILITY: Can be intermixed with existing fabricated and nonmetallic CC style buckets. If different weight buckets are mixed in, some care should be taken that the leg does not become too far out of balance. Check elevator for proper clearances. Contact Tapco for recommendations.

INSTALLATION: Fanged elevator bolts and nylon insert lock nuts are recommended for pulleys 6" in diameter and over. No. 3 Eclipse slotted head elevator bolts are recommended for pulleys under 6" in diameter. **Flat steel washers must be placed inside the bucket under the nuts.** Check elevator for proper clearances.

CAUTION: Welding and cutting on elevator legs without taking proper precautions is extremely dangerous and can cause a violent explosion.

IN STOCK FOR IMMEDIATE SHIPPING
AVAILABLE THROUGH INDUSTRIAL DISTRIBUTORS, CONTRACTORS, AND ORIGINAL EQUIPMENT MANUFACTURERS

STEEL "DIGGER" ELEVATOR BUCKETS



STYLE CC BUCKETS

Size (Nominal) Millimeter	Size (Nominal) Inches	Dimensions-Actual (Inches) Tolerance A,B & C ±1/4"					Drilling-Patterns (Inches) Holes drilled 1/16" oversize						Capacity ⁽¹⁾ Tolerance ± 3%				Carbon Steel Weight	Stainless Steel Weight
		Length A	Proj. B	Depth C	Gauge Carbon	Gauge Stainless	Hole Shape	Distance Down D	Center to Center E	Number of Holes	Bolt Diam.	Cu. In.	Cu. Ft.	Cu. In.	Cu. Ft.			
80-60	3 X 2	3-1/2	2-5/8	2-1/16	12	14	Round	7/8	1-3/4	2	1/4	6.0	.0035	6.6	.0038	1.55	1.40	
120-80	4 X 3	4-1/2	3-5/8	3-1/16	12	14	Slotted	7/8	2-1/4, 2-1/2	2	1/4	16.8	.0097	18.5	.0107	2.16	1.60	
140-120	5 X 4	5-1/2	4-3/4	4-1/16	12	14	Round	1-1/4	3-3/16	2	1/4	35.8	.0207	39.4	.0228	2.47	2.00	
160-120	6 X 4	6-1/2	4-3/4	4-1/16	12	14	Slotted	1-1/4	4-3/8, 4-1/2	2	1/4	43.3	.0251	47.6	.0276	3.33	2.10	
180-120	7 X 4	7-1/2	4-3/4	4-1/16	12	14	Slotted	1-1/4	2-11/16, 2-5/8	3	1/4	49.7	.0288	54.7	.0316	3.12	2.16	
160-140	6 X 5	6-5/8	5-5/8	5-1/16	10	14	Slotted	1-1/2	4-3/8, 4-1/2	2	1/4	68.3	.0395	75.1	.0435	4.73	2.96	
180-140	7 X 5	7-5/8	5-5/8	5-1/16	10	14	Slotted	1-1/2	2-5/8, 2-11/16	3	1/4	75.8	.0439	83.4	.0483	5.07	3.03	
200-140	8 X 5	8-5/8	5-5/8	5-1/16	10	14	Round	1-1/2	3-1/16	3	1/4	85.4	.0494	93.9	.0544	5.52	3.32	
230-140	9 X 5	9-5/8	5-5/8	5-1/16	10	14	Slotted	1-1/2	3-1/4, 3-1/2, 3-5/8	3*	1/4	97.9	.0567	107.7	.0623	6.00	3.58	
260-140	10 X 5	10-5/8	5-5/8	5-1/16	10	14	Slotted	1-1/2	4, 4-1/8	3	1/4	113.5	.0657	124.9	.0723	6.73	3.78	
280-140	11 X 5	11-5/8	5-5/8	5-1/16	10	14	Slotted	1-1/2	3, 3-1/8	4	1/4	127.2	.0736	139.9	.0766	7.26	4.10	
300-140	12 X 5	12-5/8	5-5/8	5-1/16	10	14	Round	1-1/2	3-3/8	4	1/4	143.1	.0828	157.4	.0911	8.37	4.34	
200-160	8 X 6	8-5/8	6-7/8	6-1/16	10	14	Slotted	1-3/4	2-11/16, 3-1/16	3	1/4	124.5	.0720	137.0	.0793	7.69	4.50	
230-160	9 X 6	9-5/8	6-7/8	6-1/16	10	14	Slotted	1-3/4	3-1/2, 3-5/8	3	1/4	135.9	.0786	149.5	.0865	8.00	4.60	
260-160	10 X 6	10-5/8	6-7/8	6-1/16	10	14	Slotted	1-3/4	4, 4-1/8	3	1/4	150.4	.0870	165.4	.0957	9.78	4.83	
280-160	11 X 6	11-5/8	6-7/8	6-1/16	10	14	Slotted	1-3/4	2-7/8, 3	4	1/4	173.4	.1003	190.7	.1104	8.71	5.00	
300-160	12 X 6	12-5/8	6-7/8	6-1/16	10	14	Slotted	1-3/4	3-1/4, 3-3/8	4	1/4	185.4	.1073	203.9	.1180	9.08	5.52	
330-160	13 X 6	13-5/8	6-7/8	6-1/16	10	14	Round	1-3/4	3-5/8	4	1/4	203.8	.1179	224.2	.1297	10.13	5.60	
350-160	14 X 6	14-1/4	6-7/8	5-7/8	10	14	Round	1-3/4	3	5	1/4	198.3	.1148	218.1	.1262	10.53	7.60	
260-180	10 X 7	10-5/8	8	7-1/16	10	14	Slotted	2	4, 4-1/8	3	5/16	219.4	.1270	241.3	.1397	10.31	5.70	
280-180	11 X 7	11-5/8	8	7-1/16	10	14	Round	2	3	4	5/16	234.2	.1355	257.6	.1491	10.41	6.07	
300-180	12 X 7	12-5/8	8	7-1/16	10	14	Slotted	2	3-1/4, 3-3/8	4	5/16	248.2	.1436	273.0	.1580	11.82	6.54	
330-180	13 X 7	13-5/8	8	7-1/16	10	14	Round	2	3-5/8	4	5/16	284.4	.1646	312.8	.1810	12.16	6.80	
350-180	14 X 7	14-5/8	8	7-1/16	10	14	Round	2	3	5	5/16	301.9	.1747	332.1	.1922	12.38	7.20	
370-180	15 X 7	15-5/8	8	7-1/16	10	14	Round	2	3-1/4	5	5/16	331.4	.1918	364.5	.2110	15.13	8.50	
400-180	16 X 7	16-5/8	8	7-1/16	10	14	Slotted	2	2-5/8, 2-7/8	6	5/16	346.5	.2005	381.2	.2206	16.14	9.10	
450-180	18 X 7	18-5/8	8	7-1/16	10	14	Round	2	3-1/8	6	5/16	396.7	.2296	436.4	.2525	18.25	10.30	
500-180	20 X 7	20-5/8	8	7-1/16	10	14	Round	2	3-1/2	6	5/16	433.3	.2508	476.6	.2758	20.27	11.40	

* Two extra holes on 3-1/2 centers are provided to accommodate Universal Industries standard four hole pattern

STYLE CC "SUPER CAPACITY" BUCKETS

260-215	10 X 8	10-3/4	9	8-3/16	10	12	Round	2-1/4	4-1/8	3	5/16	297.0	.1719	326.7	.1891	12.30	9.70
280-215	11 X 8	11-3/4	9	8-3/16	10	12	Round	2-1/4	3	4	5/16	325.9	.1886	358.5	.2075	13.52	10.60
300-215	12 X 8	12-3/4	9	8-3/16	10	12	Slotted	2-1/4	3-1/4, 3-3/8	4	5/16	362.0	.2095	398.2	.2304	14.70	11.60
330-215	13 X 8	13-3/4	9	8-3/16	10	12	Round	2-1/4	3-5/8	4	5/16	390.2	.2258	429.2	.2484	14.87	12.60
350-215	14 X 8	14-3/4	9	8-3/16	10	12	Round	2-1/4	3	5	5/16	429.6	.2486	472.6	.2735	15.05	13.00
370-215	15 X 8	15-3/4	9	8-3/16	10	12	Round	2-1/4	3-1/4	5	5/16	458.9	.2656	504.8	.2921	15.23	14.00
400-215	16 X 8	16-3/4	9	8-3/16	10	12	Slotted	2-1/4	2-5/8, 2-7/8	6	5/16	511.1	.2958	562.2	.3254	15.86	14.30
450-215	18 X 8	18-3/4	9	8-13/16	10	12	Round	2-1/4	3-1/8	6	5/16	564.4	.3266	620.8	.3593	18.25	16.40
500-215	20 X 8	20-7/8	9-1/4	8-15/16	10	12	Round	2-1/4	3-1/2	6	5/16	644.2	.3728	708.6	.4101	22.77	16.80
400-230	16 X 9	16-7/8	10-1/4	10-3/16	10	12	Round	2-1/2	2-7/8	6	5/16	614.8	.3558	676.3	.3914	24.80	19.50
500-230	20 X 9	20-7/8	10-1/4	10-3/16	10	12	Round	2-1/2	3-1/2	6	5/16	770.5	.4459	847.6	.4905	31.00	24.31
500-260	20X10	21	11-1/2	11-3/8	10	12	Round	2-3/4	3-1/2	6	3/8	960.5	.5558	1056.6	.6115	40.64	31.86

⁽¹⁾ Tapco recommends using WL (water level) + 10% for usable capacity. A gross capacity figure is no longer provided as it is inappropriate for rating an agricultural elevator bucket. All sizes of Digger buckets can be manufactured in a low profile configuration for these applications. Digger buckets are manufactured to be greater in

Nu-Hy[®] STEEL ELEVATOR BUCKETS

**36
SIZES**



**CARBON STEEL
OR
STAINLESS STEEL**

AGRICULTURAL STYLE FOR HANDLING:

**GRAINS, FEEDS, FERTILIZERS, SEEDS, ICE, SUGAR,
CHEMICALS, and FOOD PRODUCTS.**

FEATURES:

**STRAIGHT SIDES MINIMIZE DOWNLEGGING, HIGHEST USABLE CAPACITY OF ANY STANDARD STEEL BUCKET,
SHAPE ELIMINATES PREMATURE DISCHARGE, WELDED SIDES MAKE THE BUCKET
VIRTUALLY INDESTRUCTIBLE**

TECHNICAL INFORMATION:

STYLE: Nu-Hy

DESIGN: High speed centrifugal discharge.

MATERIAL: Carbon Steel or Stainless Steel.

METHOD OF MANUFACTURE: Fabricated (Spot welded).

STANDARD CONSTRUCTION: The Nu-Hy style bucket utilizes a 3-piece pressed formed design consisting of two end plates and a body. Please note that there is no taper on the sides of the bucket. The body is spot welded to the ends.

CONSTRUCTION OPTIONS: Contact Tapco for recommendations

MATERIAL THICKNESS: 18 ga., 16 ga., 14 ga..

DRILLING: No charge for standard belt drillings.

VENTING: Venting available on request, contact Tapco for recommendations.

USABLE CAPACITY: Tapco recommends using 90% of gross, (100%) capacity.

SPACING: Spacing varies from the minimum (page 31) to twice the nominal bucket projection. For engineering purposes Tapco recommends using nominal projection plus 2".

INTERCHANGEABILITY: Can be intermixed with existing fabricated buckets. If different weight buckets are mixed in, some care should be taken that the leg does not become too far out of balance. Check elevator for proper clearances. Contact Tapco for recommendations.

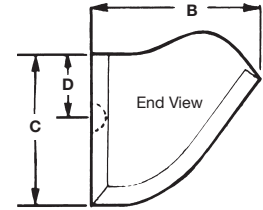
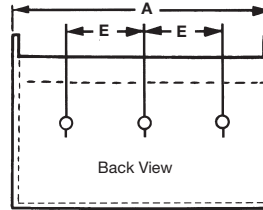
INSTALLATION: Fanged elevator bolts and nylon insert lock nuts are recommended for pulleys 6" in diameter and over. No. 3 Eclipse slotted head elevator bolts are recommended for pulleys under 6" in diameter. **Flat steel washers must be placed inside the bucket under the nuts.** Check elevator for proper clearances. Contact Tapco for recommendations.

CAUTION: Welding and cutting on elevator legs without taking proper precautions is extremely dangerous and can cause a violent explosion.

**IN STOCK FOR IMMEDIATE SHIPPING
AVAILABLE THROUGH INDUSTRIAL DISTRIBUTORS, CONTRACTORS, AND ORIGINAL EQUIPMENT MANUFACTURERS**

Nu-Hy®

STEEL ELEVATOR BUCKETS



STYLE Nu-Hy BUCKETS


SIZE (Nominal) Millimeters	SIZE (Nominal) Inches	Dimensions – Actual (Inches) Tolerance A, B, C, D ± 1/8"				Punching – Standard (Inches) Holes Punched 1/32" Oversize				Capacity Tolerance ± 3%				Spacing on Belt Inches (Minimum)	Weight Each Pounds (Avg.)
		Length A	Proj. B	Depth C	Body Gauge	Center to Center E	Number of Holes	Bolt Diameter	Distance Down D	Gross 100%		Usable 90%			
										Cu. In.	Cu. Ft.	Cu. In.	Cu. Ft.		
140 X 120	5 X 4	5	4-1/2	3-13/16	16	3-3/16	2	1/4	1-3/8	53.0	.0307	47.7	.0276	5-1/4	1.61
160 X 120	6 X 4	6	4-1/2	3-13/16	16	4-3/8	2	1/4	1-3/8	64.0	.0370	57.6	.0333	5-1/4	1.78
180 X 120	7 X 4	7	4-1/2	3-13/16	16	2-11/16	3	1/4	1-3/8	74.0	.0428	66.6	.0385	5-1/4	1.95
200 X 120	8 X 4	8	4-1/2	3-13/16	16	3-1/16	3	1/4	1-3/8	85.0	.0492	76.5	.0443	5-1/4	2.12
230 X 120	9 X 4	9	4-1/2	3-13/16	16	3-5/8	3	1/4	1-3/8	96.0	.0556	86.4	.0500	5-1/4	2.29
260 X 120	10 X 4	10	4-1/2	3-13/16	16	4-1/8	3	1/4	1-3/8	106.0	.0613	95.4	.0552	5-1/4	2.47
160 X 140	6 X 5	6	5-1/2	4-7/8	16	4-3/8	2	1/4	1-1/2	106.0	.0613	95.4	.0552	6-1/2	2.26
180 X 140	7 X 5	7	5-1/2	4-7/8	16	2-11/16	3	1/4	1-1/2	123.0	.0712	110.7	.0641	6-1/2	2.48
200 X 140	8 X 5	8	5-1/2	4-7/8	16	3-1/16	3	1/4	1-1/2	140.0	.0810	126.0	.0729	6-1/2	2.69
230 X 140	9 X 5	9	5-1/2	4-7/8	16	3-5/8	3	1/4	1-1/2	158.0	.0914	142.2	.0823	6-1/2	2.91
260 X 140	10 X 5	10	5-1/2	4-7/8	16	4-1/8	3	1/4	1-1/2	175.0	.1013	157.5	.0912	6-1/2	3.12
280 X 140	11 X 5	11	5-1/2	4-7/8	16	3	4	1/4	1-1/2	193.0	.1117	173.7	.1005	6-1/2	3.33
300 X 140	12 X 5	12	5-1/2	4-7/8	16	3-3/8	4	1/4	1-1/2	210.0	.1215	189.0	.1094	6-1/2	3.54
350 X 140	14 X 5	14	5-1/2	4-7/8	16	3	5	1/4	1-1/2	245.0	.1418	220.5	.1276	6-1/2	3.97
400 X 140	16 X 5	16	5-1/2	4-7/8	16	2-7/8	6	1/4	1-1/2	280.0	.1620	252.0	.1458	6-1/2	4.40
200 X 160	8 X 6	8	6-5/8	5-3/4	16	3-1/16	3	1/4	1-3/4	201.0	.1163	180.9	.1047	7-3/4	3.46
230 X 160	9 X 6	9	6-5/8	5-3/4	16	3-5/8	3	1/4	1-3/4	226.0	.1308	203.4	.1177	7-3/4	3.72
260 X 160	10 X 6	10	6-5/8	5-3/4	16	4-1/8	3	1/4	1-3/4	252.0	.1458	226.8	.1312	7-3/4	3.98
280 X 160	11 X 6	11	6-5/8	5-3/4	16	3	4	1/4	1-3/4	277.0	.1603	249.3	.1443	7-3/4	4.23
300 X 160	12 X 6	12	6-5/8	5-3/4	16	3-3/8	4	1/4	1-3/4	302.0	.1748	271.8	.1573	7-3/4	4.49
350 X 160	14 X 6	14	6-5/8	5-3/4	14	3	5	1/4	1-3/4	352.0	.2037	316.8	.1833	7-3/4	5.81
370 X 160	15 X 6	15	6-5/8	5-3/4	14	3-1/4	5	1/4	1-3/4	377.0	.2182	339.3	.1964	7-3/4	6.19
•400 X 160	•16 X 6	16	6-5/8	5-3/4	14	2-7/8	6	1/4	1-3/4	402.0	.2326	361.8	.2093	7-3/4	6.75
•450 X 160	•18 X 6	18	6-5/8	5-3/4	14	3-1/8	6	1/4	1-3/4	452.0	.2616	406.8	.2354	7-3/4	7.38
•500 X 160	•20 X 6	20	6-5/8	5-3/4	14	3-1/2	6	1/4	1-3/4	503.0	.2911	452.7	.2620	7-3/4	8.01
260 X 180	10 X 7	10	7-3/4	6-13/16	14	4-1/8	3	5/16	2	350.0	.2025	315.0	.1823	9	5.82
280 X 180	11 X 7	11	7-3/4	6-13/16	14	3	4	5/16	2	385.0	.2228	346.5	.2005	9	6.19
300 X 180	12 X 7	12	7-3/4	6-13/16	14	3-3/8	4	5/16	2	420.0	.2431	378.0	.2188	9	6.56
350 X 180	14 X 7	14	7-3/4	6-13/16	14	3	5	5/16	2	490.0	.2836	441.0	.2552	9	7.30
370 X 180	15 X 7	15	7-3/4	6-13/16	14	3-1/4	5	5/16	2	525.0	.3038	472.5	.2734	9	7.77
•400 X 180	•16 X 7	16	7-3/4	6-13/16	14	2-7/8	6	5/16	2	560.0	.3241	504.0	.2917	9	8.28
•450 X 180	•18 X 7	18	7-3/4	6-13/16	14	3-1/8	6	5/16	2	631.0	.3652	567.9	.3287	9	9.02
•500 X 180	•20 X 7	20	7-3/4	6-13/16	14	3-1/2	6	5/16	2	701.0	.4057	630.9	.3651	9	9.76

• These sizes are furnished with a steel center brace. Two short buckets are recommended instead of one long bucket, example: two 10" X 6" buckets instead of one 20" X 6" bucket.

All sizes available in galvanized. Contact Tapco for availability.
Nu-Hy is a registered trademark of Nu-Hy, Inc.

Sweetheart[®] STEEL ELEVATOR BUCKETS

12
SIZES



CARBON STEEL
OR
STAINLESS STEEL

AGRICULTURAL STYLE FOR HANDLING:

GRAINS, FEEDS, FERTILIZERS, SEEDS, SUGAR,
CHEMICALS, and FOOD PRODUCTS.

FEATURES:

VENTED ENDS PROVIDE FAST AND CLEAN DISCHARGE, WRAP-AROUND ENDS PROVIDE REINFORCEMENT AND A FLAT BELT SURFACE, HIGH TAPERED ENDS MINIMIZE SPILLAGE AND PERMIT NESTING OF BUCKETS

TECHNICAL INFORMATION:

STYLE: Sweetheart

DESIGN: High speed centrifugal discharge.

MATERIAL: Carbon Steel or Stainless Steel.

METHOD OF MANUFACTURE: Fabricated (Spot welded).

STANDARD CONSTRUCTION: The Sweetheart style bucket utilizes a 3-piece pressed formed design consisting of two end plates and a body. Please note that there is a taper on the sides of the bucket. The ends are spot welded to the body.

CONSTRUCTION OPTIONS: Contact Tapco for recommendations

MATERIAL THICKNESS: 16 ga., 14 ga..

DRILLING: No charge for standard belt drillings.

VENTING: Standard, ends only

USABLE CAPACITY: Tapco recommends using 90% of gross, (100%) capacity.

SPACING: Minimum bucket spacing has historically been nominal projection plus 2". Some Sweetheart buckets, however, are being used at projection plus 1". For engineering purposes Tapco recommends using nominal projection plus 2".

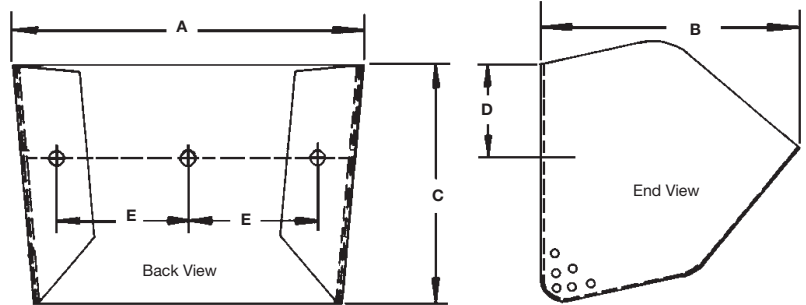
INTERCHANGEABILITY: Can be intermixed with existing fabricated buckets. If different weight buckets are mixed in, some care should be taken that the leg does not become too far out of balance. Check elevator for proper clearances. Contact Tapco for recommendations.

INSTALLATION: Fanged elevator bolts and nylon insert lock nuts are recommended for pulleys 6" in diameter and over. No. 3 Eclipse slotted head elevator bolts are recommended for pulleys under 6" in diameter. **Flat steel washers must be placed inside the bucket under the nuts.** Check elevator for proper clearances. Contact Tapco for recommendations.

CAUTION: Welding and cutting on elevator legs without taking proper precautions is extremely dangerous and can cause a violent explosion.

AVAILABLE THROUGH INDUSTRIAL DISTRIBUTORS, CONTRACTORS, AND ORIGINAL EQUIPMENT MANUFACTURERS

Sweetheart® STEEL ELEVATOR BUCKETS



STYLE SWEETHEART BUCKETS

SIZE (Nominal) Millimeter	SIZE (Nominal) Inches	Dimension-Actual (Inches) Tolerance A,B,C ± 1/8" T ± 1/64"				Punching-Standard Inches					Capacity Tolerance ± 3%				Spacing on Belt Inches (Min.)	Weight Pounds Each (Average)
		Length A	Proj. B	Depth C	Body Gauge	Center to Center E	Number of Holes	Bolt Dia.	Hole Dia.	Distance Down D	Gross 100%		Usable 90%			
											Cu. In.	Cu. Ft.	Cu. In.	Cu. Ft.		
160-120	6 X 4	6	4-15/16	3-3/8	16	4-3/8	2	1/4	5/16	1-1/2	62	.0359	55.8	.0323	5	1.7
160-140	6 X 5	6	5-3/8	4-3/4	16	4-3/8	2	1/4	5/16	1-3/4	96	.0556	86.4	.0500	6	2.0
230-140	9 X 5	9	5-3/8	4-3/4	16	3-5/8	3	1/4	5/16	1-3/4	145	.0839	130.5	.0755	6	2.8
230-160	9 X 6	9	6-1/2	5-3/4	16	3-5/8	3	1/4	5/16	2	213	.1233	191.7	.1109	8	3.3
260-160	10 X 6	10	6-1/2	5-3/4	16	4-1/8	3	1/4	5/16	2	237	.1372	213.3	.1234	8	3.5
300-160	12 X 6	12	6-1/2	5-3/4	16	3-3/8	4	1/4	5/16	2	284	.1644	255.6	.1479	8	3.7
300-180	12 X 7	12	7-5/16	6-5/8	14	3-3/8	4	5/16	11/32	2	375	.2170	337.5	.1953	9	5.4
370-180	15 X 7	15	7-5/16	6-5/8	14	3-1/4	5	5/16	11/32	2	469	.2714	422.1	.2442	9	6.3
260-230	10 X 9	10	9-3/8	8-1/2	14	4-1/8	3	5/16	11/32	2-1/4	466	.2697	419.4	.2427	10	6.7
330-230	13 X 9	13	9-3/8	8-1/2	14	3-3/4	4	5/16	11/32	2-1/4	606	.3507	545.4	.3156	10	8.0
350-230	14 X 9	14	9-3/8	8-1/2	14	3	5	5/16	11/32	2-1/4	652	.3773	586.8	.3396	10	8.4
400-230	16 X 9	16	9-3/8	8-1/2	14	2-7/8	6	5/16	11/32	2-1/4	746	.4317	671.4	.3885	10	9.3

Sweetheart® is a registered trademark of Sweet Manufacturing Co.

SUPER EUROBUCKET™

**HIGH DENSITY POLYETHYLENE
FOR USE IN FREE FLOWING PRODUCT APPLICATIONS**

**10
SIZES**



**PRIME
VIRGIN
POLYETHYLENE**

**AGRICULTURAL STYLE FOR HANDLING:
GRAINS, FEEDS, FERTILIZERS, SEEDS, SALT,
CHEMICALS, AND FOOD PRODUCTS**

FEATURES:

**LONG LASTING, TOUGH AND FLEXIBLE, THICK WALLS, LIGHT WEIGHT, CLEAN DISCHARGE,
LESS PRODUCT DAMAGE, NONSPARKING, NONCORROSIVE**

TECHNICAL INFORMATION:

STYLE: Super EuroBucket

DESIGN: High speed centrifugal discharge.

MATERIAL: Prime virgin high density linear polyethylene.

METHOD OF MANUFACTURE: Injection molded.

COLOR: Blue. White, special order for flour, sugar, etc..

TEMPERATURE RANGE: -60°F to +200°F/ -51°C to +93°C.

FLAMMABILITY: The high density polyethylene used in Tapco buckets is termed "slow burning". It has been tested under ASTM Test No. D635. It also meets the criteria for approval of the Motor Vehicle Safety Standard No. 302 and Underwriters Laboratory Bulletin No. 94. Combustion in an excess of air results in harmless by-products (fumes) which are nontoxic.

STANDARD DRILLING: No charge.

SPECIAL DRILLING: Any pattern and hole diameter can be provided at minimal cost.

VENTING: Available for special applications. Contact Tapco for recommendations.

INTERCHANGEABILITY: Can be intermixed with existing steel or nonmetallic buckets. Some consideration should be given to balance. Bucket projection varies by manufacturer and material. Check elevator for proper clearances. Contact Tapco for recommendations.

INSTALLATION: Tapco fanged elevator bolts and nylon insert lock nuts are recommended for installation. **Flat steel washers must be placed inside the bucket under the nuts. DIN bolts and/or domed washers are not recommended.** Check leg for proper clearances.

FDA STATUS: Polyethylene used meets the requirements of the Food Additives Law and Regulation No. 177.1520. Blue pigment meets Regulations No. 175.300 and 177.2600.

UV RESISTANCE: No UV (ultraviolet) stabilizers are added to Tapco buckets because most elevator buckets are enclosed in casings. Tapco buckets should not be exposed to direct sunlight for extended periods of time.

RECOMMENDATIONS: Polyethylene buckets are ideal for use with grains, feeds, fertilizers, seeds, food products, chemicals, salt and most free flowing agricultural products handled in bucket elevators.

LIMITATIONS: Polyethylene buckets should not be used on the following: (1) Materials over 200°F/93°C. (2) Sharp edged materials such as crushed glass or oyster shells. (3) Large dense materials such as gravel and ores over 3/8" in diameter. (4) A few extremely abrasive and sluggish materials such as dried whey, some pellets and extruded feeds. (5) Some severe soybean and rice applications.

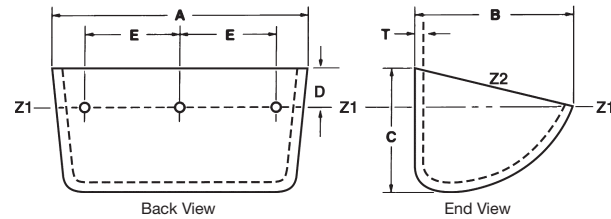
CAUTION: Welding and cutting on elevator legs without taking proper precautions is extremely dangerous and can cause a violent explosion. Polyethylene buckets can be ignited and will burn from improper welding and cutting.

IMPORTANT: When elevating certain materials that harden or set up with moisture, a Tapco steel digger bucket should replace every 10th polyethylene bucket.

IN STOCK FOR IMMEDIATE SHIPPING

AVAILABLE THROUGH INDUSTRIAL DISTRIBUTORS, CONTRACTORS, AND ORIGINAL EQUIPMENT MANUFACTURERS

HIGH DENSITY POLYETHYLENE ELEVATOR BUCKETS



STYLE SUPER EUROBUCKET

SIZE (Millimeters) Inches Nominal	Dimension-Actual (mm) Inches Tolerance A, B, C ± (3.0mm) G, T ± (0.4mm) Tolerance A, B, C ± 1/8" G, T ± 1/64"				Hole Drilling-Standard (mm) Inches					Capacity (Liters) Cubic Inches Tolerance ± 3%		Spacing (Buckets / Meter ■) Inches Between Buckets	Weight (Kg) Pounds		
	Length A	Proj. B	Depth C	Thickness T	Center to Center E	No. of Holes	Bolt Dia.	Hole Dia.	Distance Down D	Z2	Z1		Each (Average)	Per Carton (Average)	Number Per Carton
(100-90) 4 X 3-1/2	(110) 4-5/16	(96) 3-3/4	(72) 2-7/8	(5.1) 13/64	(50) 2	2	(8) 5/16	(9.0) 11/32	(23) 7/8	(.36) 22.0	(.26) 15.9	(14.0) 3	(0.12) 0.26	(2.7) 5.9	20
(130-120) 5 X 4-1/2	(141) 5-9/16	(127) 5	(95) 3-3/4	(5.5) 7/32	(70) 2-3/4	2	(8) 5/16	(9.0) 11/32	(28) 1-1/8	(.85) 51.9	(.63) 38.4	(10.5) 4	(0.22) 0.49	(5.0) 11.0	20
(140-120) 5-1/2 X 5	(151) 5-15/16	(127) 5	(95) 3-3/4	(5.5) 7/32	(70) 2-3/4	2	(8) 5/16	(9.0) 11/32	(28) 1-1/8	(.92) 56.1	(.68) 41.5	(10.5) 4	(0.24) 0.53	(5.5) 12.1	20
(180-140) 7 X 5-1/2	(193) 7-9/16	(157) 6-3/16	(118) 4-5/8	(6.5) 1/4	(100) 3-15/16	2	(8) 5/16	(9.0) 11/32	(33) 1-5/16	(1.83) 111.7	(1.37) 83.6	(8.6) 5	(0.44) 0.97	(10.0) 22.0	20
(200-140) 8 X 5-1/2	(213) 8-3/8	(157) 6-3/16	(118) 4-5/8	(6.5) 1/4	(100) 3-15/16	2	(8) 5/16	(9.0) 11/32	(33) 1-5/16	(2.04) 124.5	(1.53) 93.4	(8.6) 5	(0.48) 1.06	(10.8) 23.8	20
(230-160) 9 X 6-1/2	(244) 9-5/8	(168) 6-5/8	(126) 4-15/16	(6.9) 1/4	(120) 4-3/4	2	(10) *3/8	(11.0) 13/32	(35) 1-3/8	(2.71) 165.4	(2.03) 123.9	(8.0) 5	(0.62) 1.37	(12.7) 27.9	20
(280-165) 11 X 6-1/2	(294) 11-9/16	(172) 6-3/4	(135) 5-5/16	(6.9) 1/4	(80) 3-3/16	3	(10) *3/8	(11.0) 13/32	(40) 1-5/8	(3.71) 226.4	(2.84) 173.3	(7.4) 6	(0.77) 1.69	(16.8) 37.0	20
(300-180) 12 X 7	(315) 12-3/8	(192) 7-9/16	(144) 5-5/8	(7.7) 5/16	(100) 3-15/16	3	(10) *3/8	(11.0) 13/32	(40) 1-5/8	(4.65) 283.7	(3.49) 213.0	(7.1) 6	(1.01) 2.23	(21.4) 47.1	20
(330-215) 13 X 8-1/2	(345) 13-9/16	(233) 9-3/16	(175) 6-7/8	(8.9) 11/32	(120) 4-3/4	3	(10) 3/8	(11.0) 13/32	(54) 2-1/8	(7.49) 457.0	(5.62) 342.9	(5.7) 7	(1.61) 3.55	(25.0) 55.0	15
(370-215) 14-1/2 X 8-1/2	(385) 15-3/16	(233) 9-3/16	(175) 6-7/8	(8.9) 11/32	(90) 3-9/16	4	(10) 3/8	(11.0) 13/32	(54) 2-1/8	(8.45) 515.6	(6.35) 387.5	(5.7) 7	(1.73) 3.81	(27.3) 60.0	15

Standard Bolt Holes Drilled on the Z1 (Water Level) Line ± (6.0 mm) ± 1/4"

Super EuroBuckets are designed to replace Super Starco, Jet and other European manufactured elevator buckets. For sizes not shown, we suggest using one of the CC-HD low profile buckets to meet your needs.

***IMPORTANT:** Buckets can be drilled for 8 mm or 10 mm bolts, please specify. 10 mm is standard.

■ Spacing at which the maximum number of buckets per meter will physically fit the belt. This does not mean the buckets will fit and discharge perfectly at this spacing under all circumstances. Contact your bucket elevator manufacturer for spacing recommendations.



SUPER EUROBUCKET™

SUPER TOUGH NYLON

FOR USE IN ROUGH AND ABRASIVE, HIGH VOLUME APPLICATIONS



10
SIZES

PRIME VIRGIN
IMPACT MODIFIED
NYLON

AGRICULTURAL STYLE FOR HANDLING:
SOYBEANS, FERTILIZERS, SALT, SAND, CHEMICALS
and OTHER ROUGH or ABRASIVE PRODUCTS

FEATURES:

OUTSTANDING IMPACT and ABRASION RESISTANCE, EXTRAORDINARILY TOUGH and MORE RIGID THAN POLYETHYLENE or URETHANE, BETTER HEAT RESISTANCE, NONSPARKING, NONCORROSIVE

TECHNICAL INFORMATION:

STYLE: Super EuroBucket

DESIGN: High speed centrifugal discharge.

MATERIAL: Prime virgin impact modified nylon.

METHOD OF MANUFACTURE: Injection molded.

COLOR: Gray.

TEMPERATURE RANGE: -40°F to + 275°F/-40°C to + 135°C.

FLAMMABILITY: The impact modified nylon used in Tapco buckets is termed "slow burning". It has been tested under Underwriters' Laboratory Bulletin No. 94 HB. The primary toxic product of combustion is carbon monoxide.

STANDARD DRILLING: No charge.

SPECIAL DRILLING: Any pattern and hole diameter can be provided at minimal cost.

VENTING: Available for special applications. Contact Tapco for recommendations.

INTERCHANGEABILITY: Can be intermixed with existing steel or nonmetallic buckets. Some consideration should be given to balance. Bucket projection varies by manufacturer and material. Check elevator for proper clearances. Contact Tapco for recommendations.

INSTALLATION: Tapco fanged elevator bolts and nylon insert lock nuts are recommended for installation. **Flat steel washers must be placed inside the bucket under the nuts. DIN bolts and/or domed washers are not recommended.** Check leg for proper clearances.

FDA STATUS: Impact modified nylon does not meet requirements for FDA approval. FDA compliant nylon is available by special order.

UV RESISTANCE: No UV (ultraviolet) stabilizers are added to Tapco buckets because most elevator buckets are enclosed in casings. Tapco buckets should not be exposed to direct sunlight for extended periods of time.

RECOMMENDATIONS: Nylon buckets are extremely strong. They are unsurpassed in rough or severe service elevators. The outstanding abrasion resistant characteristics make this an excellent bucket for grain, soybeans, feeds, fertilizer, chemicals, sand and other free-flowing products.

LIMITATIONS: Nylon buckets should not be used in the following: (1) Materials over 275°F/135°C. (2) Large dense material such as gravel and ore over 3/8" diameter. (3) Some sharp sluggish materials such as large glass cullet or oyster shells.

CAUTION: Welding and cutting on elevator legs without taking proper precautions is extremely dangerous and can cause a violent explosion. Nylon buckets can be ignited and will burn from improper welding and cutting.

IMPORTANT: When elevating certain materials that harden or set up with moisture, a Tapco steel digger bucket should replace every 10th nylon bucket.

IN STOCK FOR IMMEDIATE SHIPPING

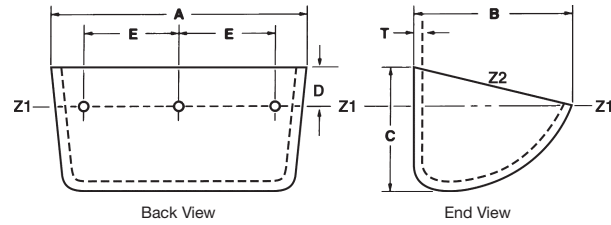
AVAILABLE THROUGH INDUSTRIAL DISTRIBUTORS, CONTRACTORS, AND ORIGINAL EQUIPMENT MANUFACTURERS

GOODYEAR
GOODYEARBELTING.COM

Call Toll Free: 1-866-711-4673
International: + 1-727-342-5086

We Ship
World Wide

SUPER TOUGH NYLON ELEVATOR BUCKETS



STYLE SUPER EUROBUCKET

SIZE (Millimeters) Inches Nominal	Dimension-Actual (mm) Inches Tolerance A, B, C ± (3.0mm) G, T ± (0.4mm) Tolerance A, B, C ± 1/8" G, T ± 1/64"				Hole Drilling-Standard (mm) Inches					Capacity (Liters) Cubic Inches Tolerance ± 3%		Spacing (Buckets / Meter ■) Inches Between Buckets	Weight (Kg) Pounds		
	Length A	Proj. B	Depth C	Thickness T	Center to Center E	No. of Holes	Bolt Dia.	Hole Dia.	Distance Down D	Z2	Z1		Each (Average)	Per Carton (Average)	Number Per Carton
										(mm)	(Inches)				
(100-90) 4 X 3-1/2	(111) 4-3/8	(96) 3-3/4	(72) 2-7/8	(5.5) 7/32	(50) 2	2	(8) 5/16	(9.0) 11/32	(23) 7/8	(.38) 22.9	(.27) 16.5	(14.0) 3	(0.13) 0.29	(3.0) 6.6	20
(130-120) 5 X 4-1/2	(143) 5-5/8	(127) 5	(95) 3-3/4	(5.5) 7/32	(70) 2-3/4	2	(8) 5/16	(9.0) 11/32	(28) 1-1/8	(.89) 54	(.65) 39.9	(10.5) 4	(0.25) 0.55	(5.5) 12.1	20
(140-120) 5-1/2 X 5	(152) 6	(127) 5	(95) 3-3/4	(6.5) 1/4	(70) 2-3/4	2	(8) 5/16	(9.0) 11/32	(28) 1-1/8	(.96) 58.3	(.71) 43.2	(10.5) 4	(0.27) 0.59	(5.8) 12.7	20
(180-140) 7 X 5-1/2	(194) 7-5/8	(157) 6-3/16	(118) 4-5/8	(6.5) 5/16	(100) 3-15/16	2	(8) 5/16	(9.0) 11/32	(33) 1-5/16	(1.90) 116.2	(1.42) 86.9	(8.6) 5	(0.50) 1.10	(10.9) 24.1	20
(200-140) 8 X 5-1/2	(214) 8-7/16	(157) 6-3/16	(118) 4-5/8	(7.7) 5/16	(100) 3-15/16	2	(8) 5/16	(9.0) 11/32	(33) 1-5/16	(2.12) 129.5	(1.59) 97.1	(8.6) 5	(0.51) 1.12	(11.4) 25.2	20
(230-160) 9 X 6-1/2	(246) 9-11/16	(168) 6-5/8	(126) 4-15/16	(7.7) 5/16	(120) 4-3/4	2	(10) *3/8	(11.0) 13/32	(35) 1-3/8	(2.82) 172.0	(2.11) 128.9	(8.0) 5	(0.71) 1.56	(14.6) 32.3	20
(280-165) 11 X 6-1/2	(295) 11-5/8	(172) 6-3/4	(135) 5-5/16	(7.7) 5/16	(80) 3-3/16	3	(10) *3/8	(11.0) 13/32	(40) 1-5/8	(3.86) 235.5	(2.95) 180.2	(7.4) 6	(0.86) 1.89	(18.4) 40.5	20
(300-180) 12 X 7	(316) 12-7/16	(192) 7-9/16	(144) 5-5/8	(7.7) 5/16	(100) 3-15/16	3	(10) *3/8	(11.0) 13/32	(40) 1-5/8	(4.83) 295.0	(3.63) 221.5	(7.1) 6	(1.13) 2.49	(27.6) 52.1	20
(330-215) 13 X 8-1/2	(346) 13-5/8	(233) 9-3/16	(175) 6-7/8	(9.5) 3/8	(120) 4-3/4	3	(10) 3/8	(11.0) 13/32	(54) 2-1/8	(7.79) 475.3	(5.84) 356.6	(5.7) 7	(1.79) 3.95	(28.9) 63.3	15
(370-215) 14-1/2 X 8-1/2	(387) 15-1/4	(233) 9-3/16	(175) 6-7/8	(9.5) 3/8	(90) 3-9/16	4	(10) 3/8	(11.0) 13/32	(54) 2-1/8	(8.79) 536.2	(6.60) 403.0	(5.7) 7	(1.96) 4.32	(31.8) 70.0	15

Standard Bolt Holes Drilled on the Z1 (Water Level) Line ± (6.0 mm) ± 1/4"

Super EuroBuckets are designed to replace Super Starco, Jet and other European manufactured elevator buckets. For sizes not shown, we suggest using one of the CC-HD low profile buckets to meet your needs.

***IMPORTANT:** Buckets can be drilled for 8 mm or 10 mm bolts, please specify. 10 mm is standard.

■ Spacing at which the maximum number of buckets per meter will physically fit the belt. This does not mean the buckets will fit and discharge perfectly at this spacing under all circumstances. Contact your bucket elevator manufacturer for spacing recommendations.



SUPER EUROBUCKET™

SEVERE DUTY URETHANE
FOR USE IN HIGH ABRASION AND HIGH THROUGHPUT APPLICATIONS

10
SIZES



PRIME VIRGIN
THERMOPLASTIC
URETHANE

AGRICULTURAL STYLE FOR HANDLING

PELLETIZED OR EXTRUDED FEEDS, SOYBEANS, FERTILIZERS, OYSTER SHELLS, SALT, SAND,
CHEMICALS, and OTHER ABRASIVE PRODUCTS

FEATURES

EXTREME ABRASION RESISTANCE, TOUGH AND FLEXIBLE, THICK WALLS, LIGHT WEIGHT, CLEAN DISCHARGE,
LESS PRODUCT DAMAGE, NONSPARKING, NONCORROSIVE

TECHNICAL INFORMATION:

STYLE: Super EuroBucket

DESIGN: High speed centrifugal discharge.

MATERIAL: Prime virgin thermoplastic urethane.

METHOD OF MANUFACTURE: Injection molded.

COLOR: Beige, (Tan).

TEMPERATURE RANGE: -60°F to +212°F/-51° C to +100°C.

DUROMETER RANGE: Shore D 60-70.

FLAMMABILITY: The Urethane used in Tapco buckets, meets the criteria of the Underwriters' Laboratory Bulletin No. 94 HB. It has been tested under ASTM Test No. D635 and has a burn rate of 0.76"/min. It also meets approval under motor vehicle safety standard No. 302, with a burn rate of 0.0"/min.

STANDARD DRILLING: No charge.

SPECIAL DRILLING: Any pattern and hole diameter can be provided at minimal cost.

VENTING: Available for special applications. Contact Tapco for recommendations.

INTERCHANGEABILITY: Can be intermixed with existing steel or nonmetallic buckets. Some consideration should be given to balance. Bucket projection varies by manufacturer and material. Check elevator for proper clearances. Contact Tapco for recommendations.

INSTALLATION: Tapco fanged elevator bolts and nylon insert lock nuts are recommended for installation. **Large flat steel (fender) washers must be placed inside the bucket under the nuts. DIN bolts and/or domed washers are not recommended.** Check leg for proper clearances.

FDA STATUS: Our standard urethane does not meet the requirements for FDA approval. FDA approved urethane is available, special order.

UV RESISTANCE: No UV (ultraviolet) stabilizers are added to Tapco buckets because most elevator buckets are enclosed in casings. Tapco buckets should not be exposed to direct sunlight for extended periods.

RECOMMENDATIONS: Urethane buckets are ideal for use with pelletized high fat and molasses feeds, extruded feeds, severe soybean, rice and barley applications and other abrasive agricultural products. They are excellent for extremely high throughput elevators.

LIMITATIONS: Urethane buckets should not be used on the following: (1) Materials over 212°F/100°C. (2) Large dense materials such as gravel and ores over 3/8" in diameter. (3) Some sharp sluggish materials such as large glass cullet. (4) Prolonged exposure to water or steam.

CAUTION: Welding and cutting on elevator legs without taking proper precautions is extremely dangerous and can cause a violent explosion. Urethane buckets can be ignited and will burn from improper welding and cutting.

IMPORTANT: When elevating certain materials that harden or set up with moisture, a Tapco steel digger bucket should replace every 10th urethane bucket.

IN STOCK FOR IMMEDIATE SHIPPING

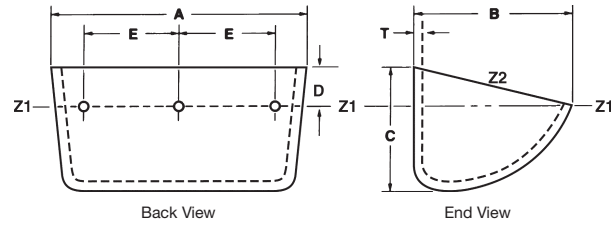
AVAILABLE THROUGH INDUSTRIAL DISTRIBUTORS, CONTRACTORS, AND ORIGINAL EQUIPMENT MANUFACTURERS

GOODYEAR
GOODYEARBELTING.COM

Call Toll Free: 1-866-711-4673
International: +1-727-342-5086

**We Ship
World Wide**

SEVERE DUTY URETHANE ELEVATOR BUCKETS



STYLE SUPER EUROBUCKET

SIZE (Millimeters) Inches Nominal	Dimension-Actual (mm) Inches Tolerance A, B, C ± (3.0mm) G, T ± (0.4mm) Tolerance A, B, C ± 1/8" G, T ± 1/64"				Hole Drilling-Standard (mm) Inches					Capacity (Liters) Cubic Inches Tolerance ± 3%		Spacing (Buckets / Meter ■) Inches Between Buckets	Weight (Kg) Pounds		
	Length A	Proj. B	Depth C	Thickness T	Center to Center E	No. of Holes	Bolt Dia.	Hole Dia.	Distance Down D	Z2	Z1		Each (Average)	Per Carton (Average)	Number Per Carton
(100-90) 4 X 3-1/2	(111) 4-3/8	(96) 3-3/4	(72) 2-7/8	(5.5) 7/32	(50) 2	2	(8) 5/16	(9.0) 11/32	(23) 7/8	(.38) 22.9	(.27) 16.5	(14.0) 3	(0.15) 0.34	(3.5) 7.7	20
(130-120) 5 X 4-1/2	(144) 5-11/16	(127) 5	(95) 3-3/4	(5.5) 7/32	(70) 2-3/4	2	(8) 5/16	(9.0) 11/32	(28) 1-1/8	(.89) 54	(.65) 39.9	(10.5) 4	(0.29) 0.65	(6.4) 14.1	20
(140-120) 5-1/2 X 5	(154) 6-1/16	(127) 5	(95) 3-3/4	(6.5) 1/4	(70) 2-3/4	2	(8) 5/16	(9.0) 11/32	(28) 1-1/8	(.96) 58.3	(.71) 43.2	(10.5) 4	(0.31) 0.69	(6.9) 15.1	20
(180-140) 7 X 5-1/2	(195) 7-11/16	(157) 6-3/16	(118) 4-5/8	(6.5) 5/16	(100) 3-15/16	2	(8) 5/16	(9.0) 11/32	(33) 1-5/16	(1.90) 116.2	(1.42) 86.9	(8.6) 5	(0.57) 1.27	(12.6) 27.9	20
(200-140) 8 X 5-1/2	(216) 8-1/2	(157) 6-3/16	(118) 4-5/8	(7.7) 5/16	(100) 3-15/16	2	(8) 5/16	(9.0) 11/32	(33) 1-5/16	(2.12) 129.5	(1.59) 97.1	(8.6) 5	(0.64) 1.40	(11.5) 25.3	20
(230-160) 9 X 6-1/2	(248) 9-3/4	(168) 6-5/8	(126) 4-15/16	(7.7) 5/16	(120) 4-3/4	2	(10) *3/8	(11.0) 13/32	(35) 1-3/8	(2.82) 172.0	(2.11) 128.9	(8.0) 5	(0.83) 1.83	(17.6) 38.9	20
(280-165) 11 X 6-1/2	(298) 11-3/4	(172) 6-3/4	(135) 5-5/16	(7.7) 5/16	(80) 3-3/16	3	(10) *3/8	(11.0) 13/32	(40) 1-5/8	(3.86) 235.5	(2.95) 180.2	(7.4) 6	(0.99) 2.18	(21.3) 46.9	20
(300-180) 12 X 7	(319) 12-9/16	(192) 7-9/16	(144) 5-5/8	(7.7) 5/16	(100) 3-15/16	3	(10) *3/8	(11.0) 13/32	(40) 1-5/8	(4.83) 295.0	(3.63) 221.5	(7.1) 6	(1.33) 2.93	(28.3) 62.3	20
(330-215) 13 X 8-1/2	(349) 13-5/8	(233) 9-3/16	(175) 6-7/8	(9.5) 3/8	(120) 4-3/4	3	(10) 3/8	(11.0) 13/32	(54) 2-1/8	(7.79) 475.3	(5.84) 356.6	(5.7) 7	(2.09) 4.61	(32.9) 72.6	15
(370-215) 14-1/2 X 8-1/2	(390) 15-3/8	(233) 9-3/16	(175) 6-7/8	(9.5) 3/8	(90) 3-9/16	4	(10) 3/8	(11.0) 13/32	(54) 2-1/8	(8.79) 536.2	(6.60) 403.0	(5.7) 7	(2.46) 5.42	(38.9) 85.7	15

Standard Bolt Holes Drilled on the Z1 (Water Level) Line ± (6.0 mm) ± 1/4"

Super EuroBuckets are designed to replace Super Starco, Jet and other European manufactured elevator buckets. For sizes not shown, we suggest using one of the CC-HD low profile buckets to meet your needs.

***IMPORTANT:** Buckets can be drilled for 8 mm or 10 mm bolts, please specify. 10 mm is standard.

■ Spacing at which the maximum number of buckets per meter will physically fit the belt. This does not mean the buckets will fit and discharge perfectly at this spacing under all circumstances. Contact your bucket elevator manufacturer for spacing recommendations.

“The quality of the machinery we manufacture is only as good as the buckets in them – which is why we choose Tapco.”

Gustaaf Zeeman, *Managing Director*
EUROPEAN MACHINE TRADING
't Zand, Noord-Holland,
The Netherlands

Janco Zeeman, *Technical Director*
EUROPEAN MACHINE TRADING
't Zand, Noord-Holland, The Netherlands

How Tapco Buckets Help Maintain a Family Tradition of Quality

For more than 90 years, European Machine Trading has maintained their reputation as a high quality, family-owned business. In 1988, the former feed mill decided to manufacture elevators, transport conveyors, bagging machines and other equipment for feed mills, fertilizer plants and dealers. However, one thing stayed the same...quality.



STYLE SUPER EUROBUCKET™
HEAVY DUTY Polyethylene Elevator Bucket
Polyurethane • Nylon

“Our company has been built on quality,” Gustaaf Zeeman of European Machine Trading says. “And quality is what we want in our products. When you make a machine, the components you select must be the same quality, which is why we chose Tapco buckets.”

“The polyethylene Tapco Super EuroBuckets are strong, which is important to fertilizer plant managers. They are tough enough to handle heavy loads, yet flexible, so they absorb impact from elevator legs, bypass obstructions and return to their original shape. And, they don't rust!”

With 900,000 buckets in 64 sizes, stocked throughout the world, Tapco can help take a load off of your mind – and elevators, too. Call us at +1-314-739-9191 or visit www.tapcoinc.com to find out why 75% design engineers, contractors and bucket elevator manufacturers in the U.S.A. specify Tapco* with no equal.



FLAT COUNTERSUNK HEAD (No. 1 NORWAY)
Elevator Bolt

FANGED HEAD
Elevator Bolt

TAPCO INC.
ELEVATOR BUCKETS - ELEVATOR BOLTS

Call Toll Free: 1-866-711-4673
International: +1-727-342-5086

GOODYEAR
GOODYEARBELTING.COM

We Ship
World Wide



“We subjected Tapco buckets to the worst abuse you can imagine, and they stood up to the test.”

Darren Henaire, Facility Manager
ANCAST INDUSTRIES LTD.
Winnipeg, Manitoba, Canada

Field Tests Verify Not All Elevator Buckets Are What They're Cracked Up to Be

The real test of product endurance is conducted in the field, by conscientious facility managers like Darren Henaire of Ancast Industries, who compare them in use, without hidden agendas.



STYLE AA
SUPER TOUGH Nylon Elevator Bucket

“Foundry sand is incredibly abrasive,” Henaire explains, “especially when you’re running 180 tons every day, 24/7, like we do.” Of course all bucket manufacturers *claim* their buckets will stand up to the abuse, but Henaire decided to test for himself.

“We contacted three leading manufacturers and put six of each of their buckets on the machine,” Henaire says. “Buckets from the first manufacturer fractured in less than three months. Buckets from the second manufacturer failed after only four months”.

“By comparison, the Tapco buckets endured for the full year of service,” he says, “which is when we decided to end the test and convert the entire line.”

“Our Tapco nylon AA buckets currently get about 2-1/2 years of service moving foundry sand – which is pretty amazing,” Henaire confirms. “We subject them to the worst abuse you can imagine and they stand up to the test.”

Henaire also appreciates the great support he receives from his local Tapco supplier who is close by and gets him what he needs in a hurry.

Why not prove it for yourself? Call us today at 800-AT-TAPCO (800-288-2726) or visit www.tapcoinc.com to get free test samples.



FANGED HEAD
Elevator Bolt

TAPCO INC.
ELEVATOR BUCKETS - ELEVATOR BOLTS

GOODYEAR
GOODYEARBELTING.COM

Call Toll Free: 1-866-711-4673
International: +1-727-342-5086

We Ship
World Wide

AA Elevator Bucket HIGH DENSITY POLYETHYLENE

12
SIZES
STYLE AA



PRIME
VIRGIN
POLYETHYLENE

INDUSTRIAL STYLE FOR HANDLING:
FOOD GRADE APPLICATIONS, SUGAR, SALT, COFFEE BEANS,
CHEMICALS, MINERALS, WOOD CHIPS

FEATURES:
LONG LASTING, TOUGH, LIGHT WEIGHT, NONSPARKING,
NONCORROSIVE, THICK WALLS, UNIFORM DISCHARGE

TECHNICAL INFORMATION:

STYLE: AA.

DESIGN: Centrifugal discharge.

MATERIAL: Prime virgin high density linear polyethylene.

METHOD OF MANUFACTURE: Injection molded.

COLOR: White.

TEMPERATURE RANGE: -60° F to + 200° F. (-51° C to +93° C).

FLAMMABILITY: The high density polyethylene used in Tapco buckets is termed "slow burning". It has been tested under ASTM Test No. D635. It also meets the criteria for approval under the Motor Vehicle Safety Standard No. 302 and Underwriters' Laboratory Bulletin No. 94. Combustion in an excess of air results in harmless by-products (fumes) which are nontoxic.

DRILLING: No charge for standard belt or chain drillings when order totals 50 or more pieces of the same size. Contact Tapco for quotation on orders of less than 50 and/or special drill pattern requirements.

VENTING: Available on request. Contact Tapco for recommendations.

USABLE CAPACITY: Tapco recommends using 75% of gross, (100%) capacity.

SPACING: A common spacing would be nominal projection plus 4", however both closer and greater spacings may be used depending upon the application.

INTERCHANGEABILITY: Can be intermixed with existing metallic or nonmetallic buckets. Some care should be taken that the leg does not become too far out of balance. Bucket projection varies by manufacturer and material. Check elevator for proper clearances. Contact Tapco for recommendations.

INSTALLATION: Fanged elevator bolts and nylon insert lock nuts are recommended for pulleys 6" in diameter and over. No. 3 Eclipse slotted head elevator bolts are recommended for pulleys under 6" in diameter. **Flat steel washers must be placed inside the bucket under the nuts.** Check elevator for proper clearances.

FDA STATUS: Polyethylene used meets the requirements of the Food Additives Law and Regulation No. 177.1520.

RECOMMENDATIONS: AA white polyethylene buckets are ideal for use in applications requiring food grade components.

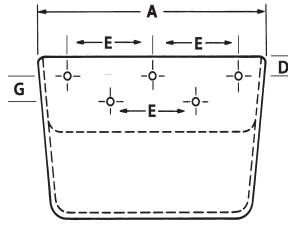
LIMITATIONS: Polyethylene buckets should not be used with the following: (1) Materials over 200°F/93°C. (2) Sharp edged material such as crushed glass or oyster shells. (3) Large dense materials such as gravel and ores.

CAUTION: Welding and cutting on elevator legs without taking proper precautions is extremely dangerous and can cause a violent explosion. Polyethylene buckets can be ignited and will burn from improper welding and cutting.

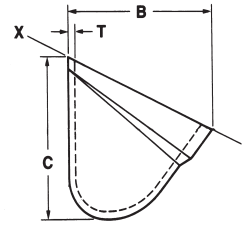
IMPORTANT: When elevating certain materials that harden or setup with moisture, a Tapco metallic digger bucket should replace every 10th polyethylene bucket. In some instances ductile iron AA style buckets will not have sufficient projection to protect the polyethylene bucket. It will be necessary to use a pad or spacer behind the digger bucket. Contact Tapco for recommendations.

IN STOCK FOR IMMEDIATE SHIPPING
AVAILABLE THROUGH INDUSTRIAL DISTRIBUTORS, CONTRACTORS, AND ORIGINAL EQUIPMENT MANUFACTURERS

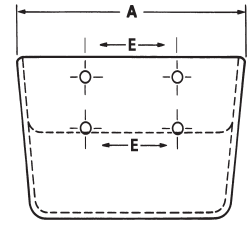
HIGH DENSITY POLYETHYLENE ELEVATOR BUCKETS



Back View
Belt Pattern



End View



Back View
Chain Pattern

STYLE AA BUCKETS

SIZE (Nominal) Millimeter	SIZE (Nominal) Inches	Dimensions-Actual (Inches) Tolerance A, B & C $\pm 1/4"$ T $\pm 1/32"$				Hole Drilling-Standard (Inches) Holes Drilled $1/32"$ Oversize					Capacity ^① Tolerance $\pm 3\%$				Approx. Weight (Pounds)
		Length A	Proj. B	Depth C	Thick- ness T	Center to Center E	Number Of Holes	Bolt Diameter	Distance Down D	Between Rows G	Gross X-X		Usable		
											Cu. In.	Cu. Ft.	Cu. In.	Cu. Ft.	
120-70	4 X 2-3/4	4-1/4	3	3-1/8	3/16	2-5/16	2	1/4	3/4	--	14.7	.008	11.0	.006	0.22
140-90	5 X 3-1/2	5-3/8	3-3/4	3-3/4	1/4	3-3/16	2	1/4	1	--	29.0	.017	21.8	.013	0.37
160-120	6 X 4	6-3/8	4-1/4	4-1/2	1/4	4-3/8	2	1/4	1	--	48.6	.028	36.4	.021	0.50
180-120	7 X 4-1/2	7-3/8	4-3/4	5	1/4	2-1/2	3	1/4	1	--	74.8	.043	56.1	.032	0.70
200-140	8 X 5	8-3/8	5-1/4	5-1/2	1/4	3	5	*1/4	7/8	1	101.0	.058	75.8	.044	1.00
260-160	10 X 6	10-1/2	6-1/2	6-5/8	1/4	3-1/2	5	*1/4	7/8	1	191.0	.111	143.2	.083	1.54
300-180	12 X 7	12-1/2	7-5/8	7-3/4	3/8	4-1/2	5	▲5/16	7/8	1	307.5	.178	230.6	.133	2.36
350-180	14 X 7	14-1/2	7-5/8	7-3/4	3/8	4	7	5/16	7/8	1	370.8	.215	278.1	.161	2.70
350-215	14 X 8	14-1/2	8-7/8	8-3/4	1/2	4	7	5/16	7/8	1	475.8	.275	356.8	.206	3.76
400-215	16 X 8	16-1/2	8-7/8	8-3/4	1/2	4-1/2	7	▲5/16	7/8	1	554.5	.321	415.9	.241	4.30
450-215	18 X 8	18-1/2	8-7/8	8-3/4	1/2	5	7	▲5/16	7/8	1	629.1	.364	471.8	.273	4.84
450-260	18 X 10	18-1/2	10-3/4	10-3/4	1/2	5	7	▲5/16	7/8	1	963.1	.557	722.3	.418	7.14

① Tapco recommends using gross x .75, for usable capacity.

* Buckets can be drilled for 1/4" or 5/16" bolts, please specify. 1/4" is standard.

▲ Buckets can be drilled for 5/16" or 3/8" bolts, please specify. 5/16" is standard.

AA Elevator Bucket

SUPER TOUGH NYLON

**12
SIZES
STYLE AA**



**PRIME VIRGIN
IMPACT MODIFIED
NYLON**

**INDUSTRIAL STYLE FOR HANDLING:
FOUNDRY SAND, SAND AND GRAVEL, COAL, FERTILIZER, CLAY, SALT, ETC.**

FEATURES:

OUTSTANDING IMPACT and ABRASION RESISTANCE, EXTRAORDINARILY TOUGH and MORE RIGID THAN POLYETHYLENE or URETHANE, BETTER HEAT RESISTANCE, NONSPARKING, NONCORROSIVE

TECHNICAL INFORMATION:

STYLE: AA.

DESIGN: Centrifugal discharge.

MATERIAL: Prime virgin impact modified nylon.

METHOD OF MANUFACTURE: Injection molded.

COLOR: Gray

TEMPERATURE RANGE: -40° F to + 275° F. (-40° C to +135° C).

FLAMMABILITY: The impact modified nylon used in Tapco buckets is termed "slow burning". It has been tested under Underwriters' Laboratory Bulletin No. 94 HB. The primary toxic product of combustion is carbon monoxide.

DRILLING: No charge for standard belt or chain drillings when order totals 50 or more pieces of the same size. Contact Tapco for quotation on orders of less than 50 and/or special drill pattern requirements.

VENTING: Available on request. Contact Tapco for recommendations.

USABLE CAPACITY: Tapco recommends using 75% of gross, (100%) capacity.

SPACING: A common spacing would be nominal projection plus 4", however both closer and greater spacings may be used depending upon the application.

INTERCHANGEABILITY: Can be intermixed with existing metallic or nonmetallic buckets. Some care should be taken that the leg does not become too far out of balance. Bucket projection varies by manufacturer and material. Check elevator for proper clearances. Contact Tapco for recommendations.

INSTALLATION: Fanged elevator bolts and nylon insert lock nuts are recommended for pulleys 6" in diameter and over. No. 3 Eclipse slotted head elevator bolts are recommended for pulleys under 6" in diameter. **Flat steel washers must be placed inside the bucket under the nuts.** Check elevator for proper clearances.

FDA STATUS: Tapco's standard impact modified nylon does not meet requirements for FDA approval. FDA compliant nylon is available by special order.

RECOMMENDATIONS: AA nylon buckets are ideal for use with foundry sand, gravel, coal, fertilizer, clay salt, and many other industrial materials.

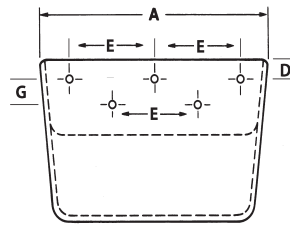
LIMITATIONS: Nylon buckets should not be used on the following: (1) Materials over 275° F/ 135° C, (2) Sharp edged materials such as crushed glass or oyster shells, (3) Some large dense materials such as stone and ores.

CAUTION: Welding and cutting on elevator legs without taking proper precautions is extremely dangerous and can cause a violent explosion. Tapco nylon buckets can be ignited and will burn from improper welding and cutting.

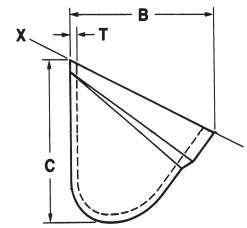
IMPORTANT: When elevating certain materials that harden or setup with moisture, a Tapco metallic digger bucket should replace every 10th nylon bucket. In some instances ductile iron AA style buckets will not have sufficient projection to protect the nylon bucket. It will be necessary to use a pad or spacer behind the digger bucket. Contact Tapco for recommendations.

**IN STOCK FOR IMMEDIATE SHIPPING
AVAILABLE THROUGH INDUSTRIAL DISTRIBUTORS, CONTRACTORS, AND ORIGINAL EQUIPMENT MANUFACTURERS**

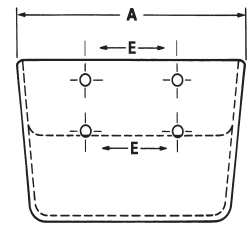
SUPER TOUGH NYLON ELEVATOR BUCKETS



Back View
Belt Pattern



End View



Back View
Chain Pattern

STYLE AA BUCKETS

SIZE (Nominal) Millimeter	SIZE (Nominal) Inches	Dimensions-Actual (Inches) Tolerance A, B & C $\pm 1/4"$ T $\pm 1/32"$				Hole Drilling-Standard (Inches) Holes Drilled $1/32"$ Oversize					Capacity ^① Tolerance $\pm 3\%$				Approx. Weight (Pounds)
		Length A	Proj. B	Depth C	Thick- ness T	Center to Center E	Number Of Holes	Bolt Diameter	Distance Down D	Between Rows G	Gross X-X		Usable		
											Cu. In.	Cu. Ft.	Cu. In.	Cu. Ft.	
120-70	4 X 2-3/4	4-1/4	3	3-1/8	3/16	2-5/16	2	1/4	3/4	--	15.3	.009	11.5	.007	0.24
140-90	5 X 3-1/2	5-3/8	3-3/4	3-3/4	1/4	3-3/16	2	1/4	1	--	30.2	.017	22.6	.013	0.44
160-120	6 X 4	6-3/8	4-1/4	4-1/2	1/4	4-3/8	2	1/4	1	--	50.5	.029	37.9	.022	0.60
180-120	7 X 4-1/2	7-3/8	4-3/4	5	1/4	2-1/2	3	1/4	1	--	77.8	.045	58.4	.034	0.83
200-140	8 X 5	8-3/8	5-1/4	5-1/2	1/4	3	5	*1/4	7/8	1	105.0	.061	78.8	.046	1.16
260-160	10 X 6	10-1/2	6-1/2	6-5/8	1/4	3-1/2	5	*1/4	7/8	1	198.5	.115	148.9	.086	1.72
300-180	12 X 7	12-1/2	7-5/8	7-3/4	3/8	4-1/2	5	▲5/16	7/8	1	319.6	.185	239.7	.139	2.69
350-180	14 X 7	14-1/2	7-5/8	7-3/4	3/8	4	7	5/16	7/8	1	385.4	.223	289.1	.167	3.05
350-215	14 X 8	14-1/2	8-7/8	8-3/4	1/2	4	7	5/16	7/8	1	494.6	.286	371.0	.215	4.30
400-215	16 X 8	16-1/2	8-7/8	8-3/4	1/2	4-1/2	7	▲5/16	7/8	1	576.4	.334	432.3	.251	4.89
450-215	18 X 8	18-1/2	8-7/8	8-3/4	1/2	5	7	▲5/16	7/8	1	653.9	.378	490.4	.284	5.46
450-260	18 X 10	18-1/2	10-3/4	10-3/4	1/2	5	7	▲5/16	7/8	1	1001.1	.579	750.8	.434	7.97

① Tapco recommends using gross x .75, for usable capacity.

* Buckets can be drilled for 1/4" or 5/16" bolts, please specify. 1/4" is standard.

▲ Buckets can be drilled for 5/16" or 3/8" bolts, please specify. 5/16" is standard.

AA Elevator Bucket

SEVERE DUTY URETHANE

12
SIZES
STYLE AA



PRIME VIRGIN
THERMOPLASTIC
URETHANE

INDUSTRIAL STYLE FOR HANDLING:
PELLETIZED OR EXTRUDED FEEDS, SOYBEANS, FERTILIZERS, OYSTER SHELLS,
SALT, SAND, CHEMICALS, and OTHER ABRASIVE PRODUCTS

FEATURES:
EXTREME ABRASION RESISTANCE, TOUGH AND FLEXIBLE,
UNIFORM DISCHARGE, NONSPARKING, NONCORROSIVE

TECHNICAL INFORMATION:

STYLE: AA.

DESIGN: Centrifugal discharge.

MATERIAL: Prime virgin thermoplastic urethane.

METHOD OF MANUFACTURE: Injection molded.

COLOR: Beige (Tan).

TEMPERATURE RANGE: -60°F to + 212°F/-51° C to + 100°C.

FLAMMABILITY: The urethane used in Tapco buckets, meets the criteria of the Underwriters' Laboratory Bulletin No. 94 HB. It has been tested under ASTM Test No. D635 and has a burn rate of 0.76"/min. it also meets approval under motor vehicle safety standard No. 302, with a burn rate of 0.0"/min.

DRILLING: No charge for standard belt or chain drillings when order totals 50 or more pieces of the same size. Contact Tapco for quotation on orders of less than 50 and/or special drill pattern requirements.

VENTING: Available on request. Contact Tapco for recommendations.

USABLE CAPACITY: Tapco recommends using 75% of gross, (100%) capacity.

SPACING: A common spacing would be nominal projection plus 4", however both closer and greater spacings may be used depending upon the application.

INTERCHANGEABILITY: Can be intermixed with existing metallic or nonmetallic buckets. Some care should be taken that the leg does not become too far out of balance. Bucket projection varies by manufacturer and material. Check elevator for proper clearances. Contact Tapco for recommendations.

INSTALLATION: Fanged elevator bolts and nylon insert lock nuts are recommended for pulleys 6" in diameter and over. No. 3 Eclipse slotted head elevator bolts are recommended for pulleys under 6" in diameter.

Large flat steel (fender) washers must be placed inside the bucket under the nuts. Check elevator for proper clearances.

FDA STATUS: Our standard urethane does not meet the requirements for FDA approval. FDA approved urethane is available, special order.

RECOMMENDATIONS: AA urethane buckets are ideal for use with foundry sand, gravel, coal, fertilizer, clay salt, and many other industrial materials. They are excellent for extremely high throughput elevators

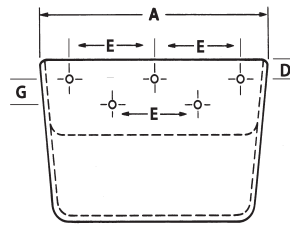
LIMITATIONS: Urethane buckets should not be used on the following: (1) Materials over 212°F/100°C. (2) Large dense materials such as gravel and ores over 3/8" in diameter. (3) Some sharp sluggish materials such as large glass cullet. (4) Prolonged exposure to water or steam.

CAUTION: Welding and cutting on elevator legs without taking proper precautions is extremely dangerous and can cause a violent explosion. Urethane buckets can be ignited and will burn from improper welding and cutting. Prolonged exposure to water or steam.

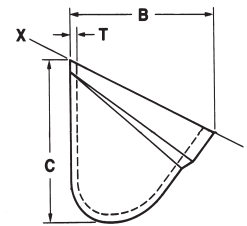
IMPORTANT: When elevating certain materials that harden or setup with moisture, a Tapco metallic digger bucket should replace every 10th urethane bucket. In some instances ductile iron AA style buckets will not have sufficient projection to protect the urethane bucket. It will be necessary to use a pad or spacer behind the digger bucket. Contact Tapco for recommendations.

IN STOCK FOR IMMEDIATE SHIPPING
AVAILABLE THROUGH INDUSTRIAL DISTRIBUTORS, CONTRACTORS, AND ORIGINAL EQUIPMENT MANUFACTURERS

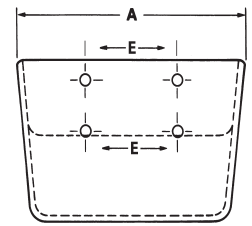
SEVERE DUTY URETHANE ELEVATOR BUCKETS



Back View
Belt Pattern



End View



Back View
Chain Pattern

STYLE AA BUCKETS

SIZE (Nominal) Millimeter	SIZE (Nominal) Inches	Dimensions-Actual (Inches) Tolerance A, B & C $\pm 1/4"$ T $\pm 1/32"$				Hole Drilling-Standard (Inches) Holes Drilled $1/32"$ Oversize					Capacity ^① Tolerance $\pm 3\%$				Approx. Weight (Pounds)
		Length A	Proj. B	Depth C	Thick- ness T	Center to Center E	Number Of Holes	Bolt Diameter	Distance Down D	Between Rows G	Gross X-X		Usable		
											Cu. In.	Cu. Ft.	Cu. In.	Cu. Ft.	
120-70	4 X 2-3/4	4-5/16	3	3-1/8	3/16	2-5/16	2	1/4	3/4	--	15.3	.009	11.5	.007	0.29
140-90	5 X 3-1/2	5-1/2	3-3/4	3-3/4	1/4	3-3/16	2	1/4	1	--	30.2	.017	22.6	.013	0.52
160-120	6 X 4	6-1/2	4-1/4	4-1/2	1/4	4-3/8	2	1/4	1	--	50.5	.029	37.9	.022	0.70
180-120	7 X 4-1/2	7-1/2	4-3/4	5	1/4	2-1/2	3	1/4	1	--	77.8	.045	58.4	.034	1.00
200-140	8 X 5	8-1/2	5-1/4	5-1/2	1/4	3	5	*1/4	7/8	1	105.0	.061	78.8	.046	1.23
260-160	10 X 6	10-5/8	6-1/2	6-5/8	5/16	3-1/2	5	*1/4	7/8	1	198.5	.115	148.9	.086	2.10
300-180	12 X 7	12-5/8	7-5/8	7-3/4	3/8	4-1/2	5	▲5/16	7/8	1	319.6	.185	239.7	.139	3.18
350-180	14 X 7	14-5/8	7-5/8	7-3/4	3/8	4	7	5/16	7/8	1	385.4	.223	289.1	.167	3.62
350-215	14 X 8	14-3/4	8-7/8	8-3/4	1/2	4	7	5/16	7/8	1	494.6	.286	371.0	.215	5.10
400-215	16 X 8	16-3/4	8-7/8	8-3/4	1/2	4-1/2	7	▲5/16	7/8	1	576.4	.334	432.3	.251	5.71
450-215	18 X 8	18-3/4	8-7/8	8-3/4	1/2	5	7	▲5/16	7/8	1	653.9	.378	490.4	.284	6.42
450-260	18 X 10	18-3/4	10-7/8	10-7/8	1/2	5	7	▲5/16	7/8	1	1001.1	.579	750.8	.434	9.41

① Tapco recommends using gross x .75, for usable capacity.

* Buckets can be drilled for 1/4" or 5/16" bolts, please specify. 1/4" is standard.

▲ Buckets can be drilled for 5/16" or 3/8" bolts, please specify. 5/16" is standard.

AA Elevator Bucket

DUCTILE IRON

**22
SIZES
STYLE AA**



**CAST DUCTILE
IRON**

INDUSTRIAL STYLE FOR HANDLING:

STONE, FOUNDRY SAND, SAND & GRAVEL, COAL, FERTILIZER, CLAY, SALT, ETC.

FEATURES:

EXCELLENT WEAR, IMPACT AND CORROSION RESISTANCE, HIGH STRENGTH TO WEIGHT RATIO.

TECHNICAL INFORMATION:

STYLE: AA. Buckets are available "Made in the U.S.A." or as imports. Imported buckets are coated with a rust inhibitor.

DESIGN: Centrifugal discharge.

MATERIAL: Ductile iron.

METHOD OF MANUFACTURE: Cast.

COLOR: Gray.

TEMPERATURE RANGE: -60° F to + 800° F. (-51° C to +426° C).

DRILLING: No charge for standard belt or chain drillings when order totals 50 or more pieces of the same size. Contact Tapco for quotation on orders of less than 50 and/or special drill pattern requirements.

VENTING: Available on request. Contact Tapco for recommendations.

USABLE CAPACITY: Tapco recommends using 75% of gross, (100%) capacity.

SPACING: A common spacing would be nominal projection plus 4", however both closer and greater spacings may be used depending upon the application.

INTERCHANGEABILITY: Can be intermixed with existing metallic or nonmetallic buckets. Some care should be taken that the leg does not become too far out of balance. Bucket projection varies by manufacturer and material. Check elevator for proper clearances. Contact Tapco for recommendations.

INSTALLATION: Fanged elevator bolts and nylon insert lock nuts are recommended for pulleys 6" in diameter and over. No. 3 Eclipse slotted head elevator bolts are recommended for pulleys under 6" in diameter. Check elevator for proper clearances.

FDA STATUS: Ductile Iron buckets **do not** meet the requirements for FDA approval in food handling applications.

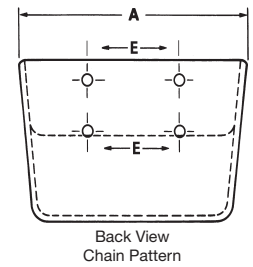
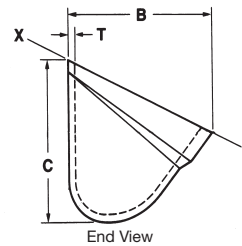
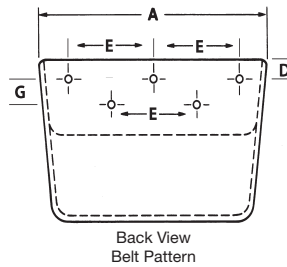
RECOMMENDATIONS: AA ductile iron buckets are ideal for use with foundry sand, and gravel, coal, fertilizer, clay, salt, and many other industrial materials.

CAUTION: Welding and cutting on elevator legs without taking proper precautions is extremely dangerous and can cause a violent explosion.

IN STOCK FOR IMMEDIATE SHIPPING

AVAILABLE THROUGH INDUSTRIAL DISTRIBUTORS, CONTRACTORS, AND ORIGINAL EQUIPMENT MANUFACTURERS

DUCTILE IRON ELEVATOR BUCKETS



STYLE AA BUCKETS

SIZE (Nominal) Millimeter	SIZE (Nominal) Inches	Dimensions-Actual (Inches)				Hole Drilling-Standard (Inches)					Capacity ①				Approx. Weight (Pounds)
		Tolerance A, B & C ±1/4" T ±1/32"					Holes Drilled 1/32" Oversize					Gross X-X		Usable	
		Length A	Proj. B	Depth C	Thick- ness T	Center to Center E	Number Of Holes	Bolt Diameter	Distance Down D	Between Rows G	Cu. In.	Cu. Ft.	Cu. In.	Cu. Ft.	
120-70	4 X 2-3/4	4	2-15/16	3	5/32	2-5/16	2	1/4	3/4	--	15.3	.009	11.5	.007	1.5
140-90	5 X 3-1/2	5	3-11/16	3-3/4	11/64	3-3/16	2	1/4	3/4, 1	--	30.2	.017	22.6	.013	2.4
160-120	6 X 4	6	4-3/16	4-1/4	3/16	4-3/8	2	1/4	1	--	50.5	.029	37.9	.022	3.3
180-120	7 X 4-1/2	7	4-11/16	4-3/4	3/16	2-1/2	3	1/4	1	--	77.8	.045	58.4	.034	5.1
200-140	8 X 5	8	5-1/4	5-1/2	3/16	3	5	*1/4	7/8	1	105.0	.061	78.8	.046	6.3
300-140	12 X 5	12	5-1/4	5-1/2	13/64	4-1/2	5	▲5/16	7/8	1	166.9	.096	125.2	.072	8.7
370-140	15 X 5	15	5-1/4	5-1/2	7/32	4	7	5/16	7/8	1	209.9	.122	157.4	.092	11.6
480-140	19 X 5	19	5-1/4	5-1/2	7/32	4	9	5/16	7/8	1	276.4	.160	207.3	.120	15.3
230-160	9 X 6	9	6-1/4	6-1/4	13/64	3	5	*1/4	7/8	1	159.9	.093	119.9	.070	8.9
260-160	10 X 6	10	6-1/4	6-1/4	13/64	3-1/2	5	*1/4	7/8	1	198.5	.115	148.9	.086	10.6
280-160	11 X 6	11	6-1/4	6-1/4	7/32	4	5	*1/4	7/8	1	221.8	.128	166.4	.096	10.9
300-160	12 X 6	12	6-1/4	6-1/4	7/32	4-1/2	5	▲5/16	7/8	1	233.1	.135	174.8	.101	11.3
300-180	12 X 7	12	7-5/16	7-1/4	1/4	4-1/2	5	▲5/16	7/8	1	319.6	.185	239.7	.139	13.8
300-180	12 X 7 HD	12	7-5/16	7-1/4	5/16	4-1/2	5	▲5/16	7/8	1	319.6	.185	239.7	.139	16.5
350-180	14 X 7	14	7-5/16	7-1/4	1/4	4	7	5/16	7/8	1	385.4	.223	289.1	.167	18.1
370-180	15 X 7	15	7-5/16	7-1/4	1/4	4	7	5/16	7/8	1	401.5	.232	301.1	.174	19.2
400-180	16 X 7	16	7-5/16	7-1/4	1/4	4-1/2	7	▲5/16	7/8	1	428.1	.248	321.1	.186	19.9
350-215	14 X 8	14	8-7/16	8-1/2	19/64	4	7	5/16	7/8	1	494.6	.286	371.0	.215	25.4
400-215	16 X 8	16	8-7/16	8-1/2	19/64	4-1/2	7	▲5/16	7/8	1	576.4	.334	432.3	.251	26.3
450-215	18 X 8	18	8-7/16	8-1/2	21/64	5	7	▲5/16	7/8	1	653.9	.378	490.4	.284	33.7
500-215	20 X 8	20	8-7/16	8-1/2	21/64	4	9	5/16	7/8	1	757.3	.438	568.0	.329	34.6
600-215	24 X 8	24	8-7/16	8-1/2	11/32	5	9	5/16	7/8	1	901.7	.522	676.3	.392	47.0
450-260	18 X 10	18	10-9/16	10-1/2	11/32	5	7	▲5/16	7/8	1	1001.1	.579	750.8	.434	43.6

- ◆ The HD bucket has an extra heavy duty front lip for severe applications.
- ① Tapco recommends using gross x .75, for usable capacity.
- * Buckets can be drilled for 1/4" or 5/16" bolts, please specify. 1/4" is standard.
- ▲ Buckets can be drilled for 5/16" or 3/8" bolts, please specify. 5/16" is standard.

DUCTILE IRON VS. OTHER METALS

Characteristics	Ductile Iron	Malleable Iron	Gray Iron	0.3% C Cast Steel
Wear Resistance	A	C	B	D
Impact Resistance	B	C	D	A
Corrosion Resistance	A	B	A	D
Strength/Weight	A	C	D	B
Modulus of Elasticity	A	B	C	A
Vibration Damping	B	B	A	D
Surface Hardenability	A	A	A	C
Castability	A	B	A	D

BEST

A	B	C	D
---	---	---	---

 WORST

OVERALL, DUCTILE IRON HAS SUPERIOR

- ELASTICITY
- IMPACT RESISTANCE
- CORROSION RESISTANCE
- STRENGTH TO WEIGHT RATIO
- ABRASION RESISTANCE
- BRINELL HARDNESS

Copyright 1983 QIT - Fer et Titane Inc.

AA Elevator Bucket

ALUMINUM

22
SIZES
STYLE AA



CAST
ALUMINUM

**INDUSTRIAL STYLE FOR HANDLING:
NONABRASIVE PRODUCTS.**

FEATURES:

LIGHT WEIGHT, CORROSION RESISTANT, HIGH TEMPERATURE RANGE, NONSPARKING.

TECHNICAL INFORMATION:

STYLE: AA.

DESIGN: Centrifugal discharge.

MATERIAL: Aluminum.

METHOD OF MANUFACTURE: Cast.

COLOR: Silver.

TEMPERATURE RANGE: -60° to + 400° F. (-51° C to +204° C).

DRILLING: No charge for standard belt or chain drillings when order totals 50 or more pieces of the same size. Contact Tapco for quotation on orders of less than 50 and/or special drill pattern requirements.

VENTING: Available on request. Contact Tapco for recommendations.

USABLE CAPACITY: Tapco recommends using 75% of gross, (100%) capacity

SPACING: A common spacing would be nominal projection plus 4", however both closer and greater spacings may be used depending upon the application.

INTERCHANGEABILITY: Can be intermixed with existing metallic or nonmetallic buckets. Some care should be taken that the leg does not become too far out of balance. Bucket projection varies by manufacturer and material. Check elevator for proper clearances. Contact Tapco for recommendations.

INSTALLATION: Flanged elevator bolts and nylon insert lock nuts are recommended for pulleys 6" in diameter and over. No. 3 Eclipse slotted head elevator bolts are recommended for pulleys under 6" in diameter. **Flat steel washers must be placed inside the bucket under the nuts.** Check elevator for proper clearances.

FDA STATUS: Aluminum used meets FDA requirements.

RECOMMENDATIONS: AA aluminum buckets are ideal for use in nonabrasive applications where a lightweight bucket is desirable.

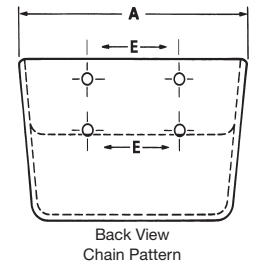
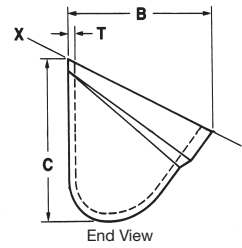
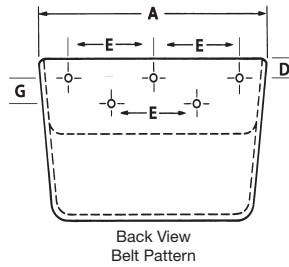
LIMITATIONS: Aluminum buckets should not be used with the following: (1) Materials over 400°F/204°C. (2) Sharp edged material such as crushed glass or oyster shells. (3) Large dense materials such as gravel and ores.

CAUTION: Welding and cutting on elevator legs without taking proper precautions is extremely dangerous and can cause a violent explosion.

IN STOCK FOR IMMEDIATE SHIPPING

AVAILABLE THROUGH INDUSTRIAL DISTRIBUTORS, CONTRACTORS, AND ORIGINAL EQUIPMENT MANUFACTURERS

ALUMINUM ELEVATOR BUCKETS



STYLE AA BUCKETS

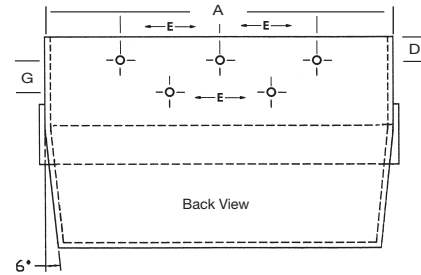
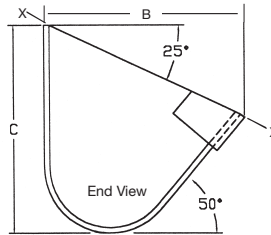
SIZE (Nominal) Millimeter	SIZE (Nominal) Inches	Dimensions-Actual (Inches) Tolerance A, B & C $\pm 1/4"$ T $\pm 1/32"$				Hole Drilling-Standard (Inches) Holes Drilled 1/32" Oversize					Capacity ^① Tolerance $\pm 3\%$				Approx. Weight (Pounds)
		Length A	Proj. B	Depth C	Thick- ness T	Center to Center E	Number Of Holes	Bolt Diameter	Distance Down D	Between Rows G	Gross X-X		Usable		
											Cu. In.	Cu. Ft.	Cu. In.	Cu. Ft.	
120-70	4 X 2-3/4	4	2-15/16	3	5/32	2-5/16	2	1/4	3/4	--	15.3	.009	11.5	.007	0.6
140-90	5 X 3-1/2	5	3-11/16	3-3/4	11/64	3-3/16	2	1/4	3/4,1	--	30.2	.017	22.6	.013	0.9
160-120	6 X 4	6	4-3/16	4-1/4	3/16	4-3/8	2	1/4	1	--	50.5	.029	37.9	.022	1.2
180-120	7 X 4-1/2	7	4-11/16	4-3/4	3/16	2-1/2	3	1/4	1	--	77.8	.045	58.4	.034	1.4
200-140	8 X 5	8	5-1/4	5-1/2	3/16	3	5	*1/4	7/8	1	105.0	.061	78.8	.046	2.6
300-140	12 X 5	12	5-1/4	5-1/2	13/64	4-1/2	5	▲5/16	7/8	1	166.9	.096	125.2	.072	3.3
370-140	15 X 5	15	5-1/4	5-1/2	7/32	4	7	5/16	7/8	1	209.9	.122	157.4	.092	4.4
480-140	19 X 5	19	5-1/4	5-1/2	7/32	4	9	5/16	7/8	1	276.4	.160	207.3	.120	5.8
230-160	9 X 6	9	6-1/4	6-1/4	13/64	3	5	*1/4	7/8	1	159.9	.093	119.9	.070	3.4
260-160	10 X 6	10	6-1/4	6-1/4	13/64	3-1/2	5	*1/4	7/8	1	198.5	.115	148.9	.086	3.9
280-160	11 X 6	11	6-1/4	6-1/4	7/32	4	5	*1/4	7/8	1	221.8	.128	166.4	.096	4.1
300-160	12 X 6	12	6-1/4	6-1/4	7/32	4-1/2	5	▲5/16	7/8	1	233.1	.135	174.8	.101	4.3
300-180	12 X 7	12	7-5/16	7-1/4	1/4	4-1/2	5	▲5/16	7/8	1	319.6	.185	239.7	.139	6.3
350-180	14 X 7	14	7-5/16	7-1/4	1/4	4	7	5/16	7/8	1	385.4	.223	289.1	.167	7.0
370-180	15 X 7	15	7-5/16	7-1/4	1/4	4	7	5/16	7/8	1	401.5	.232	301.1	.174	7.3
400-180	16 X 7	16	7-5/16	7-1/4	1/4	4-1/2	7	▲5/16	7/8	1	428.1	.248	321.1	.186	7.6
350-215	14 X 8	14	8-7/16	8-1/2	19/64	4	7	5/16	7/8	1	494.6	.286	371.0	.215	9.0
400-215	16 X 8	16	8-7/16	8-1/2	19/64	4-1/2	7	▲5/16	7/8	1	576.4	.334	432.3	.251	10.0
450-215	18 X 8	18	8-7/16	8-1/2	21/64	5	7	▲5/16	7/8	1	653.9	.378	490.4	.284	12.2
500-215	20 X 8	20	8-7/16	8-1/2	21/64	4	9	5/16	7/8	1	757.3	.438	568.0	.329	13.0
600-215	24 X 8	24	8-7/16	8-1/2	11/32	5	9	5/16	7/8	1	901.7	.522	676.3	.392	16.3
450-260	18 X 10	18	10-9/16	10-1/2	11/32	5	7	▲5/16	7/8	1	1001.1	.579	750.8	.434	16.6

① Tapco recommends using gross x .75, for usable capacity.

* Buckets can be drilled for 1/4" or 5/16" bolts, please specify. 1/4" is standard.

▲ Buckets can be drilled for 5/16" or 3/8" bolts, please specify. 5/16" is standard.

AA FABRICATED STEEL ELEVATOR BUCKETS



STYLE AA BUCKETS

SIZE (Nominal) Millimeter	SIZE (Nominal) Inches	Dimensions-Actual (Inches) Tolerance A, B & C ±1/4"			Hole Drilling-Standard (Inches) Holes Drilled 1/32" Oversize					Capacity ① Tolerance ± 3%				Weight♦ Pounds 3/16" Steel
		Length A	Proj. B	Depth C	Center to Center E	Number Of Holes	Bolt Diameter	Distance Down D	Between Rows G	Gross X-X		Usable		
										Cu. In.	Cu. Ft.	Cu. In.	Cu. Ft.	
120-70	4 X 2-3/4	4	2-3/4	3	2-5/16	2	1/4	3/4	--	15.3	.009	11.5	.007	2.0
140-90	5 X 3-1/2	5	3-1/2	3-3/4	3-3/16	2	1/4	1	--	30.2	.017	22.6	.013	3.2
160-120	6 X 4	6	4	4-1/4	4-3/8	2	1/4	1	--	50.5	.029	37.9	.022	4.0
180-120	7 X 4-1/2	7	4-1/2	4-3/4	2-1/2	3	1/4	1	--	77.8	.045	58.4	.034	5.4
200-140	8 X 5	8	5	5-1/2	3	5	*1/4	7/8	1	105.0	.061	78.8	.046	6.6
300-140	12 X 5	12	5	5-1/2	4-1/2	5	▲5/16	7/8	1	166.9	.096	125.2	.072	9.9
370-140	15 X 5	15	5	5-1/2	4	7	5/16	7/8	1	209.9	.122	157.4	.092	12.4
480-140	19 X 5	19	5	5-1/2	4	9	5/16	7/8	1	276.4	.160	207.3	.120	15.7
230-160	9 X 6	9	6	6-1/4	3	5	*1/4	7/8	1	159.9	.093	119.9	.070	8.6
260-160	10 X 6	10	6	6-1/4	3-1/2	5	*1/4	7/8	1	198.5	.115	148.9	.086	9.8
280-160	11 X 6	11	6	6-1/4	4	5	*1/4	7/8	1	221.8	.128	166.4	.096	10.5
300-160	12 X 6	12	6	6-1/4	4-1/2	5	▲5/16	7/8	1	233.1	.135	174.8	.101	11.3
300-180	12 X 7	12	7	7-1/4	4-1/2	5	▲5/16	7/8	1	319.6	.185	239.7	.139	13.9
350-180	14 X 7	14	7	7-1/4	4	7	5/16	7/8	1	385.4	.223	289.1	.167	15.7
370-180	15 X 7	15	7	7-1/4	4	7	5/16	7/8	1	401.5	.232	301.1	.174	16.6
400-180	16 X 7	16	7	7-1/4	4-1/2	7	▲5/16	7/8	1	428.1	.248	321.1	.186	17.5
350-215	14 X 8	14	8	8-1/2	4	7	5/16	7/8	1	494.6	.286	371.0	.215	18.6
400-215	16 X 8	16	8	8-1/2	4-1/2	7	▲5/16	7/8	1	576.4	.334	432.3	.251	20.6
450-215	18 X 8	18	8	8-1/2	5	7	▲5/16	7/8	1	653.9	.378	490.4	.284	22.7
500-215	20 X 8	20	8	8-1/2	4	9	5/16	7/8	1	757.3	.438	568.0	.329	24.7
600-215	24 X 8	24	8	8-1/2	5	9	5/16	7/8	1	901.7	.522	676.3	.392	28.8
450-260	18 X 10	18	10	10-1/2	5	7	▲5/16	7/8	1	1001.1	.579	750.8	.434	28.9

- ① Tapco recommends using gross x .75, for usable capacity.
- ♦ Bucket weight is determined by material and gauge. Contact Tapco for specifications.
- * Buckets can be drilled for 1/4" or 5/16" bolts, please specify.
- ▲ Buckets can be drilled for 5/16" or 3/8" bolts, please specify. 5/16" is standard.

INDUSTRIAL STYLE FOR HANDLING:

STONE, FOUNDRY SAND, SAND & GRAVEL, COAL, FERTILIZER, CLAY, SALT, ETC.

FEATURES:

THICK REINFORCED FRONT LIP DESIGNED TO AID IN LONGER BUCKET LIFE TO HANDLE ABRASIVE MATERIALS

TECHNICAL INFORMATION:

STYLE: AA.

DESIGN: Slow speed centrifugal discharge.

MATERIAL: Carbon Steel, Stainless Steel, Aluminum.

METHOD OF MANUFACTURE: Fabricated.

STANDARD CONSTRUCTION: The AA style bucket utilizes a 4-piece design consisting of two end plates, body, and wearlip with the ends continuously welded to the body. All seams are continuously welded outside and partially inside. **The bucket will be produced after Tapco supplies a CAD drawing to be approved by customer.**

CONSTRUCTION OPTIONS: AR plate or hard bead welds.

MATERIAL THICKNESS: 12 ga., 10 ga., 7 ga. (3/16"), 1/4", 5/16", 3/8", and 1/2".

DRILLING: No charge for standard belt or chain drillings.

VENTING: Available on request, contact Tapco for recommendations.

USABLE CAPACITY: Tapco recommends using 75% of gross, (100%) capacity.

SPACING: Contact Tapco for recommendations.

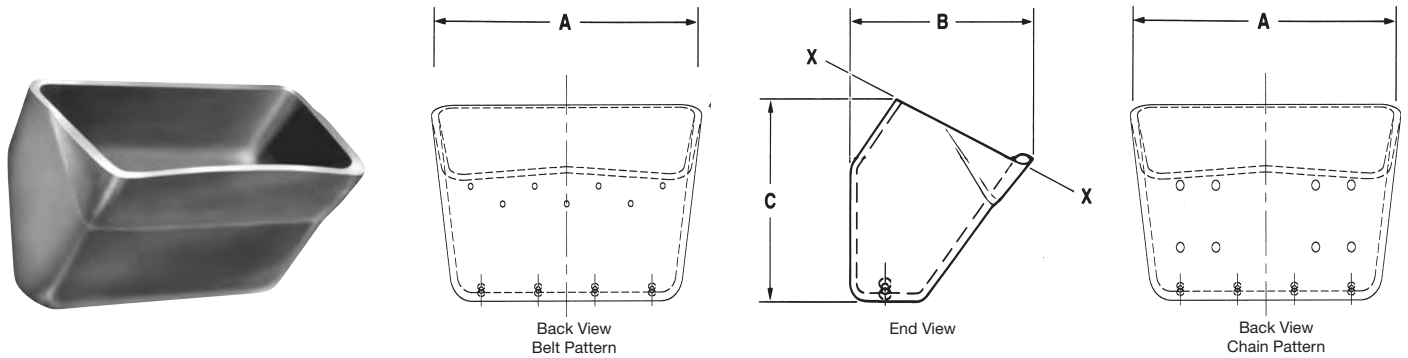
INTERCHANGEABILITY: Can be intermixed with existing fabricated and non-metallic AA style buckets. If different weight buckets are mixed in, some care should be taken that the leg does not become too far out of balance. Check elevator for proper clearances. Contact Tapco for recommendations.

INSTALLATION: On belt: Fanged elevator bolts and nylon insert lock nuts are recommended for pulleys 6" in diameter and over. No. 3 Eclipse slotted head elevator bolts are recommended for pulleys under 6" in diameter. **Flat steel washers must be placed inside the bucket under the nuts.**

On chain: Use Grade 5 hex head bolts with hex nuts, flat washers, and lock washers. **Elevator bolts should not be used on chain attachments.**

CAUTION: Welding and cutting on elevator legs without taking proper precautions is extremely dangerous and can cause a violent explosion.

AC DUCTILE IRON ELEVATOR BUCKETS



STYLE AC BUCKETS

SIZE (Nominal) Millimeter	SIZE (Nominal) Inches	Dimensions-Actual (Inches) Tolerance A, B & C $\pm 1/4"$ T $\pm 1/32"$			Capacity ^① Tolerance $\pm 3\%$				Iron Weight (Pounds)
		Length A	Proj. B	Depth C	Gross X-X		Usable		
					Cu. In.	Cu. Ft.	Cu. In.	Cu. Ft.	
300-215	12 X 8	12	8	8-1/2	449.3	.260	337.0	.195	25
400-215	16 X 8	16	8	8-1/2	639.4	.370	479.6	.278	35
450-260	18 X 10	18	10	10-1/2	1088.6	.630	816.5	.473	52
610-260	24 X 10	24	10	10-1/2	1520.6	.880	1140.5	.660	72

① Tapco recommends using gross x .75, for usable capacity.

DUCTILE IRON TECHNICAL INFORMATION:

STYLE: AC.

DESIGN: Centrifugal discharge.

MATERIAL: Ductile iron.

METHOD OF MANUFACTURE: Cast.

COLOR: Gray.

TEMPERATURE RANGE: -60° F to + 800° F. (-51° C to +426° C).

DRILLING: No charge for standard belt or chain drillings when order totals 50 or more pieces of the same size. Contact Tapco for quotation on orders of less than 50 and/or special drill pattern requirements.

VENTING: Standard with four 9/32" diameter holes.

USABLE CAPACITY: Tapco recommends using 75% of gross, (100%) capacity.

SPACING: A common minimum spacing would be nominal projection plus 4", however both closer and greater spacings may be used depending upon the application.

RECOMMENDATIONS: AC ductile iron buckets are ideal for use with foundry sand, gravel, coal, fertilizer, clay, salt, and many other industrial materials.

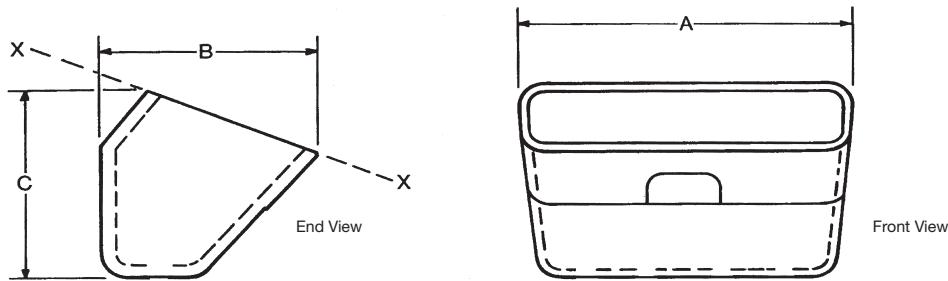
INTERCHANGEABILITY: Can be intermixed with existing cast iron, fabricated steel, or nonmetallic buckets. Some care should be taken that the leg does not become too far out of balance. Bucket projection varies by manufacturer and material. Check elevator for proper clearances. Contact Tapco for recommendations.

INSTALLATION: On belt: Fanged elevator bolts and nylon insert lock nuts are recommended. **Flat steel washers must be placed inside the bucket under the nuts.**

On chain: Use Grade 5 hex head bolts with hex nuts, flat washers, and lock washers. **Elevator bolts should not be used on chain attachments.**

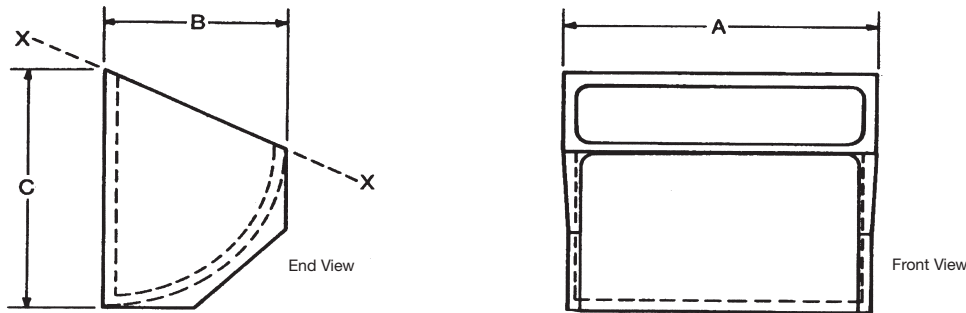
CAUTION: Welding and cutting on elevator legs without taking proper precautions is extremely dangerous and can cause a violent explosion.

AC & MF NYLON ELEVATOR BUCKETS



STYLE AC BUCKETS

SIZE (Nominal) Millimeter	SIZE (Nominal) Inches	Dimensions-Actual (Inches) Tolerance A, B & C $\pm 1/4"$ T $\pm 1/32"$			Capacity Tolerance $\pm 3\%$				Weight (Pounds)
		Length A	Proj. B	Depth C	Gross X-X		Usable		
					Cu. In.	Cu. Ft.	Cu. In.	Cu. Ft.	
450-260	18 X 10	19	11	11-1/2	1130.1	.654	847.6	.491	10.4
610-260	24 X 10	25	10-3/4	11	1349.6	.781	1012.2	.586	15.5



STYLE MF BUCKETS

SIZE (Nominal) Millimeter	SIZE (Nominal) Inches	Dimensions-Actual (Inches) Tolerance A, B & C $\pm 1/4"$ T $\pm 1/32"$			Capacity Tolerance $\pm 3\%$				Weight (Pounds)
		Length A	Proj. B	Depth C	Gross X-X		Usable		
					Cu. In.	Cu. Ft.	Cu. In.	Cu. Ft.	
260-125-180	10 X 5 X 7	10	5	7-3/4	176.3	.102	132.2	.077	2.1
300-200-280	12 X 8 X 11	12-1/4	8	11-5/8	520.1	.301	390.1	.226	5.5

NYLON TECHNICAL INFORMATION:

STYLE: AC & MF

DESIGN: Centrifugal discharge.

MATERIAL: Nylon

METHOD OF MANUFACTURE: Cast.

COLOR: Black.

TEMPERATURE RANGE: +20° F to + 300° F. (-7° C to +149° C).

DRILLING: No charge for standard belt or chain drillings when order totals 50 or more pieces of the same size. Contact Tapco for quotation on orders of less than 50 and/or special drill pattern requirements.

VENTING: Standard on AC, with four 9/32" diameter holes.

USABLE CAPACITY: Tapco recommends using 75% of gross, (100%) capacity.

SPACING: A common minimum spacing would be nominal projection plus 4", however both closer and greater spacings may be used depending upon the application.

RECOMMENDATIONS: AC & MF nylon buckets are ideal for use with foundry sand, gravel, coal, fertilizer, clay, salt, and many other industrial materials.

INTERCHANGEABILITY: Can be intermixed with existing cast iron, fabricated steel, or nonmetallic buckets. Some care should be taken that the leg does not become too far out of balance. Bucket projection varies by manufacturer and material. Check elevator for proper clearances. Contact Tapco for recommendations.

INSTALLATION: On belt: Fanged elevator bolts and nylon insert lock nuts are recommended. **Large flat (fender) steel washers must be placed inside the bucket under the nuts.**

On chain: Use Grade 5 hex head bolts with hex nuts, large flat (fender) washers, and lock washers. **Elevator bolts should not be used on chain attachments.**

CAUTION: Welding and cutting on elevator legs without taking proper precautions is extremely dangerous and can cause a violent explosion.


IMPORTANT: When elevating certain materials that harden or setup with moisture, a Tapco metallic digger bucket should replace every 10th urethane bucket. Contact Tapco for recommendations.

FABRICATED ELEVATOR BUCKETS


INDUSTRIAL STYLES



Style AA



Style AC




Style ACS



Low Front
Continuous



Medium Front
Continuous



High Front
Continuous



High Front Overlapping
Continuous



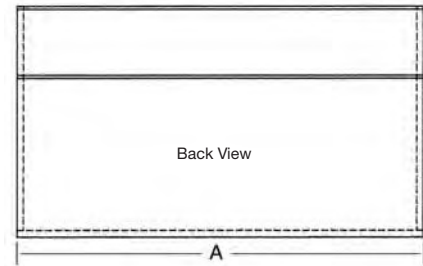
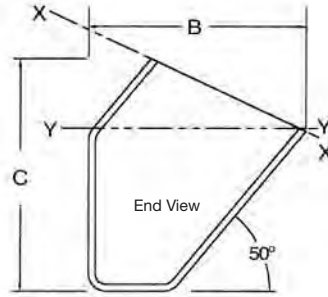
Special Continuous



Super Capacity
Continuous

CUSTOM SIZES AND STYLES AVAILABLE

AC FABRICATED STEEL ELEVATOR BUCKETS



STYLE AC BUCKETS

SIZE (Nominal) Millimeter	SIZE (Nominal) Inches	Dimensions-Actual (Inches) Tolerance A, B & C $\pm 1/4"$			Weight, Pounds (Est.)		Capacity ^① Tolerance $\pm 3\%$	
		Length A	Proj. B	Depth C	3/16" Steel	1/4" Steel	Gross X-X Cu. Ft.	Y-Y Cu. Ft.
300 X 200	12 X 8	12	8	8-1/2	18.2	24.3	.30	.23
350 X 200	14 X 8	14	8	8-1/2	20.3	27.0	.36	.27
400 X 200	16 X 8	16	8	8-1/2	22.5	30.0	.41	.31
450 X 260	18 X 10	18	10	10-1/2	31.2	39.0	.69	.49
500 X 260	20 X 10	20	10	10-1/2	33.7	42.1	.77	.54
600 X 260	24 X 10	24	10	10-1/2	39.7	52.7	.92	.65
670 X 300	27 X 12	27	12	12-1/2	53.8	71.5	1.47	1.07

① Tapco recommends using gross x .75, for usable capacity.

INDUSTRIAL STYLE FOR HANDLING:

STONE, FOUNDRY SAND, SAND & GRAVEL, COAL, FERTILIZER, CLAY, SALT, ETC.

FEATURES:

THE HIGH FRONT INCREASES CAPACITY,
WHILE HOODED BACK PERMITS CLOSER BUCKET SPACING ON BELT OR CHAIN

TECHNICAL INFORMATION:

STYLE: AC.

DESIGN: Slow speed centrifugal discharge.

MATERIAL: Carbon Steel, Stainless Steel, Aluminum.

METHOD OF MANUFACTURE: Fabricated.

STANDARD CONSTRUCTION: The AC style bucket utilizes a 3-piece design consisting of two end plates and a body. All seams are continuously welded outside and partially inside. *The bucket will be produced after Tapco supplies a CAD drawing to be approved by customer.*

CONSTRUCTION OPTIONS: AR plate, wear lips, or hard bead welds.

MATERIAL THICKNESS: 7 ga. (3/16"), 1/4", 5/16", 3/8", and 1/2".

DRILLING: No charge for standard belt or chain drillings.

VENTING: Available on request, contact Tapco for recommendations.

USABLE CAPACITY: Tapco recommends using 75% of gross, (100%) capacity.

SPACING: Contact Tapco for recommendations.

INTERCHANGEABILITY: Can be intermixed with existing fabricated AC style buckets. If different weight buckets are mixed in, some care should be taken that the leg does not become too far out of balance. Check elevator for proper clearances. Contact Tapco for recommendations.

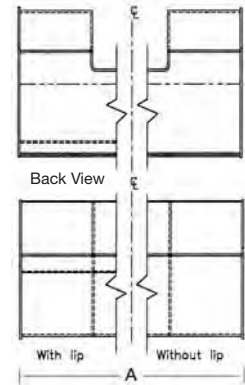
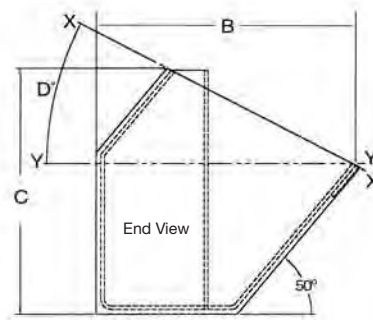

INSTALLATION: On belt: Fanged elevator bolts and nylon insert lock nuts are recommended. *Flat steel washers must be placed inside the bucket under the nuts.*

On chain: Use Grade 5 hex head bolts with hex nuts, flat washers, and lock washers. *Elevator bolts should not be used on chain attachments.*

CAUTION: Welding and cutting on elevator legs without taking proper precautions is extremely dangerous and can cause a violent explosion.

AVAILABLE THROUGH INDUSTRIAL DISTRIBUTORS, CONTRACTORS, AND ORIGINAL EQUIPMENT MANUFACTURERS

ACS FABRICATED STEEL ELEVATOR BUCKETS



STYLE ACS BUCKETS

SIZE (Nominal) Millimeter	SIZE (Nominal) Inches	Dimensions-Actual (Inches) Tolerance A, B & C $\pm 1/4"$				Weight, Pounds (Est.)			Capacity ^① Tolerance $\pm 3%$	
		Length A	Proj. B	Depth C	Degree D	Steel (3/16")		Aluminum (3/16")	Gross X-X Cu. Ft.	Y-Y Cu. Ft.
						With Lip	W/O Lip			
350 X 300 X 280	14 X 12 X 11	14	12	11-3/8	26	36	32	15.3	.53	.37
400 X 300 X 280	16 X 12 X 11	16	12	11-3/8	26	39	35	17.2	.62	.44
450 X 300 X 280	18 X 12 X 11	18	12	11-3/8	26	42	37	19.0	.71	.51
525 X 350 X 290	21 X 14 X 13	21	14	13-3/8	28	56	51	25.3	1.08	.78
600 X 350 X 290	24 X 14 X 13	24	14	13-3/8	28	62	56	27.3	1.28	.93
670 X 370 X 290	27 X 15 X 13	27	15	13-3/8	21	72	65	32.3	1.62	1.29
740 X 370 X 290	30 X 15 X 13	30	15	13-3/8	21	84	77	37.3	1.84	1.47

① Tapco recommends using gross x .75, for usable capacity.

INDUSTRIAL STYLE FOR HANDLING:

STONE, FOUNDRY SAND, SAND & GRAVEL, COAL, FERTILIZER, CLAY, SALT, ETC.

FEATURES:

THE HIGH FRONT AND THE SADDLEBAG, OR WRAP-AROUND, FEATURES INCREASE CAPACITY, WHILE THE HOODED BACK PERMITS CLOSER BUCKET SPACING ON CHAIN.

TECHNICAL INFORMATION:

STYLE: ACS.

DESIGN: Slow speed centrifugal discharge.

MATERIAL: Carbon Steel, Stainless Steel, Aluminum.

METHOD OF MANUFACTURE: Fabricated.

STANDARD CONSTRUCTION: The ACS style bucket utilizes a 3-piece design consisting of two end plates, and body. All seams are continuously welded outside and partially inside. **The bucket will be produced after Tapco supplies a CAD drawing to be approved by customer.**

CONSTRUCTION OPTIONS: AR plate, wear lips, hard bead welds, or bearing plates

MATERIAL THICKNESS: 7 ga. (3/16"), 1/4", 5/16", 3/8", and 1/2".

DRILLING: No charge for standard chain drillings.

VENTING: Available on request, contact Tapco for recommendations.

USABLE CAPACITY: Tapco recommends using 75% of gross, (100%) capacity.

SPACING: Contact Tapco for recommendations.

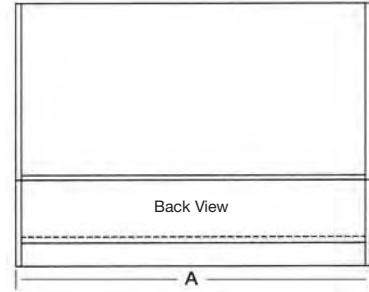
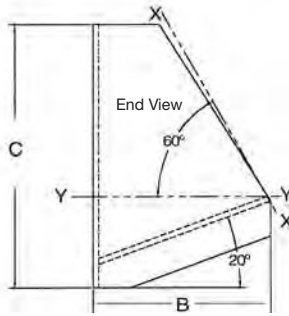
INTERCHANGEABILITY: Can be intermixed with existing fabricated ACS style buckets. If different weight buckets are mixed in, some care should be taken that the leg does not become too far out of balance. Check elevator for proper clearances. Contact Tapco for recommendations.

INSTALLATION: Use Grade 5 hex head bolts with hex nuts, flat washers, and lock washers. **Elevator bolts should not be used on chain attachments.**

CAUTION: Welding and cutting on elevator legs without taking proper precautions is extremely dangerous and can cause a violent explosion.

AVAILABLE THROUGH INDUSTRIAL DISTRIBUTORS, CONTRACTORS, AND ORIGINAL EQUIPMENT MANUFACTURERS

LF FABRICATED STEEL ELEVATOR BUCKETS



STYLE LF BUCKETS

SIZE (Nominal) Millimeter	SIZE (Nominal) Inches	Dimensions-Actual (Inches) Tolerance A, B & C ±1/4"			Weight, Pounds (Est.)				Capacity ① Tolerance ± 3%	
		Length A	Proj. B	Depth C	12 Gauge Steel	10 Gauge Steel	3/16" Steel	1/4" Steel	Gross X-X Cu. Ft.	Y-Y Cu. Ft.
260 X 160 X 230	10 X 6 X 9	10	6	9-1/4	6.8	8.8	12.1	-	.17	.03
300 X 160 X 230	12 X 6 X 9	12	6	9-1/4	7.8	10.0	13.8	-	.20	.04
260 X 180 X 280	10 X 7 X 11	10	7	11-5/8	8.5	10.8	15.1	-	.24	.05
300 X 180 X 280	12 X 7 X 11	12	7	11-5/8	9.6	12.3	17.1	22.8	.30	.06
350 X 180 X 280	14 X 7 X 11	14	7	11-5/8	10.7	13.7	19.1	25.5	.34	.07
300 X 200 X 280	12 X 8 X 11	12	8	11-5/8	11.2	14.4	20.1	26.8	.35	.08
400 X 200 X 280	16 X 8 X 11	16	8	11-5/8	13.6	17.4	24.3	32.4	.46	.10
500 X 200 X 280	20 X 8 X 11	20	8	11-5/8	15.9	20.5	28.5	38.0	.57	.13
450 X 260 X 370	18 X 10 X 15	18	10	15	-	25.4	35.0	46.5	.94	.18
400 X 300 X 425	16 X 12 X 17	16	12	17-5/8	-	29.3	40.7	53.6	1.09	.23
500 X 300 X 425	20 X 12 X 17	20	12	17-5/8	-	33.9	47.1	62.0	1.36	.29
600 X 300 X 425	24 X 12 X 17	24	12	17-5/8	-	38.5	53.5	70.5	1.64	.35

① Tapco recommends using gross x .75, for usable capacity.

INDUSTRIAL STYLE FOR HANDLING:

STONE, FOUNDRY SAND, SAND & GRAVEL, COAL, FERTILIZER, CLAY, SALT, ETC.

FEATURES:

HAS A LOW FRONT DESIGNED FOR INCLINED BUCKET ELEVATORS AND TO HANDLE FINELY PULVERIZED OR WET MATERIALS.

TECHNICAL INFORMATION:

STYLE: LF (Low Front).

DESIGN: Slow speed continuous discharge.

MATERIAL: Carbon Steel, Stainless Steel, Aluminum.

METHOD OF MANUFACTURE: Fabricated.

STANDARD CONSTRUCTION: The LF style bucket utilizes a 2-piece design consisting of a pressed formed body and a front plate. All seams are continuously welded outside and partially inside. *The bucket will be produced after Tapco supplies a CAD drawing to be approved by customer.*

CONSTRUCTION OPTIONS: AR plate, wear lips, or hard bead welds.

MATERIAL THICKNESS: 12 ga., 10 ga., 7 ga. (3/16"), 1/4", 5/16", 3/8", and 1/2".

DRILLING: No charge for standard belt or chain drillings.

VENTING: Available on request, contact Tapco for recommendations.

USABLE CAPACITY: Tapco recommends using 75% of gross, (100%) capacity.

SPACING: Contact Tapco for recommendations.

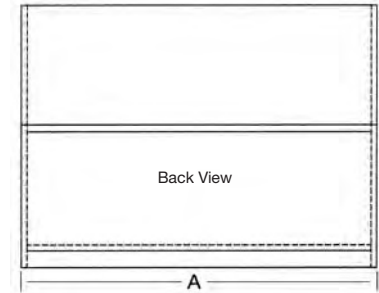
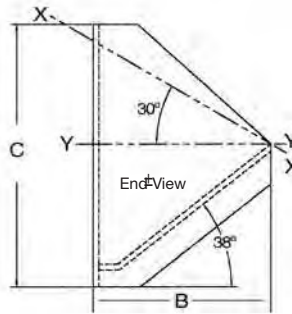
INTERCHANGEABILITY: Can be intermixed with existing fabricated LF style buckets. If different weight buckets are mixed in, some care should be taken that the leg does not become too far out of balance. Check elevator for proper clearances. Contact Tapco for recommendations.

INSTALLATION: On belt: Fanged elevator bolts and nylon insert lock nuts are recommended. *Flat steel washers must be placed inside the bucket under the nuts.*

On chain: Use Grade 5 hex head bolts with hex nuts, flat washers, and lock washers. *Elevator bolts should not be used on chain attachments.*

CAUTION: Welding and cutting on elevator legs without taking proper precautions is extremely dangerous and can cause a violent explosion.

MF FABRICATED STEEL ELEVATOR BUCKETS



STYLE MF BUCKETS

SIZE (Nominal) Millimeter	SIZE (Nominal) Inches	Dimensions-Actual (Inches) Tolerance A, B & C ± 1/4"			Weight, Pounds (Est.)				Capacity ^① Tolerance ± 3%	
		Length A	Proj. B	Depth C	12 Gauge Steel	10 Gauge Steel	3/16" Steel	1/4" Steel	Gross X-X Cu. Ft.	Y-Y Cu. Ft.
200 X 125 X 180	8 X 5 X 7	8	5	7-3/4	5.1	6.3	8.7	-	.07	.04
260 X 125 X 180	10 X 5 X 7	10	5	7-3/4	5.9	7.4	10.2	-	.09	.05
230 X 150 X 230	9 X 6 X 9	9	6	9-1/4	6.7	8.6	11.9	-	.12	.06
260 X 150 X 230	10 X 6 X 9	10	6	9-1/4	7.2	9.2	12.7	-	.13	.07
280 X 150 X 230	11 X 6 X 9	11	6	9-1/4	7.7	9.9	13.6	18.1	.14	.08
300 X 150 X 230	12 X 6 X 9	12	6	9-1/4	8.1	10.5	14.5	19.3	.15	.09
260 X 180 X 280	10 X 7 X 11	10	7	11-5/8	9.3	11.9	16.5	18.1	.18	.10
300 X 180 X 280	12 X 7 X 11	12	7	11-5/8	10.4	13.4	18.6	24.8	.22	.12
355 X 180 X 280	14 X 7 X 11	14	7	11-5/8	11.6	14.9	20.7	27.6	.25	.14
260 X 200 X 280	10 X 8 X 11	10	8	11-5/8	9.9	12.8	17.8	23.2	.24	.14
300 X 200 X 280	12 X 8 X 11	12	8	11-5/8	11.2	14.4	20.0	26.1	.28	.16
355 X 200 X 280	14 X 8 X 11	14	8	11-5/8	12.4	16.0	22.2	29.1	.32	.19
405 X 200 X 280	16 X 8 X 11	16	8	11-5/8	13.7	17.6	24.5	32.0	.38	.22
450 X 200 X 280	18 X 8 X 11	18	8	11-5/8	14.9	19.2	26.7	35.0	.42	.25
500 X 200 X 280	20 X 8 X 11	20	8	11-5/8	16.1	20.8	29.0	38.0	.47	.27
450 X 260 X 370	18 X 10 X 15	18	10	15	-	25.9	36.1	47.3	.66	.38
610 X 260 X 280	24 X 10 X 11	24	10	11-5/8	-	27.4	38.2	50.0	.85	.51
405 X 300 X 425	16 X 12 X 17	16	12	17-5/8	-	29.9	40.6	54.8	.85	.49
500 X 300 X 425	20 X 12 X 17	20	12	17-5/8	-	34.8	48.5	63.9	1.08	.62
610 X 300 X 425	24 X 12 X 17	24	12	17-5/8	-	39.8	55.4	73.1	1.30	.74

① Tapco recommends using gross x .75, for usable capacity.

INDUSTRIAL STYLE FOR HANDLING:

STONE, FOUNDRY SAND, SAND & GRAVEL, COAL, FERTILIZER, CLAY, SALT, ETC.

FEATURES:

HAS A MEDIUM FRONT DESIGNED FOR HANDLING A VARIETY OF MATERIALS.

TECHNICAL INFORMATION:

STYLE: MF (Medium Front).

DESIGN: Slow speed continuous discharge.

MATERIAL: Carbon Steel, Stainless Steel, Aluminum.

METHOD OF MANUFACTURE: Fabricated.

STANDARD CONSTRUCTION: The MF style bucket utilizes a 2-piece design consisting of a pressed formed body and a front plate. All seams are continuously welded outside and partially inside. *The bucket will be produced after Tapco supplies a CAD drawing to be approved by customer.*

CONSTRUCTION OPTIONS: AR plate, wear lips, or hard bead welds.

MATERIAL THICKNESS: 12 ga., 10 ga., 7 ga. (3/16"), 1/4", 5/16", 3/8", and 1/2".

DRILLING: No charge for standard belt or chain drillings.

VENTING: Available on request, contact Tapco for recommendations.

USABLE CAPACITY: Tapco recommends using 75% of gross, (100%) capacity.

SPACING: Contact Tapco for recommendations.

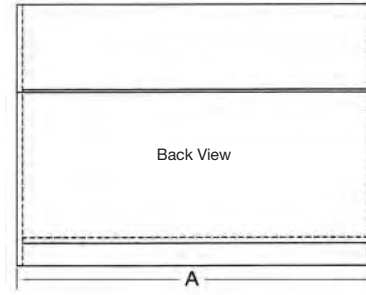
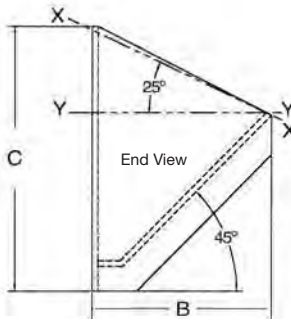
INTERCHANGEABILITY: Can be intermixed with existing fabricated and nonmetallic MF style buckets. If different weight buckets are mixed in, some care should be taken that the leg does not become too far out of balance. Check elevator for proper clearances. Contact Tapco for recommendations.

INSTALLATION: **On belt:** Fanged elevator bolts and nylon insert lock nuts are recommended. *Flat steel washers must be placed inside the bucket under the nuts.*

On chain: Use Grade 5 hex head bolts with hex nuts, flat washers, and lock washers. *Elevator bolts should not be used on chain attachments.*

CAUTION: Welding and cutting on elevator legs without taking proper precautions is extremely dangerous and can cause a violent explosion.

HF FABRICATED STEEL ELEVATOR BUCKETS



STYLE HF BUCKETS

SIZE (Nominal) Millimeter	SIZE (Nominal) Inches	Dimensions-Actual (Inches) Tolerance A, B & C ±1/4"			Weight, Pounds (Est.)					Capacity ^① Tolerance ± 3%	
		Length A	Proj. B	Depth C	14 Gauge Steel	12 Gauge Steel	10 Gauge Steel	3/16" Steel	1/4" Steel	Gross X-X Cu. Ft.	Y-Y Cu. Ft.
200 X 140 X 180	8 X 5 X 7	8	5	7-3/4	3.5	4.9	6.2	8.5	----	.08	.05
260 X 140 X 180	10 X 5 X 7	10	5	7-3/4	4.1	5.7	7.3	10.0	----	.10	.06
260 X 160 X 230	10 X 6 X 9	10	6	9-1/4	----	7.2	9.1	12.6	----	.14	.10
300 X 160 X 230	12 X 6 X 9	12	6	9-1/4	----	8.3	10.4	14.4	----	.18	.12
260 X 180 X 280	10 X 7 X 11	10	7	11-5/8	----	9.1	11.6	16.0	20.9	.19	.13
300 X 180 X 280	12 X 7 X 11	12	7	11-5/8	----	10.3	13.2	18.2	23.9	.24	.16
350 X 180 X 280	14 X 7 X 11	14	7	11-5/8	----	11.5	14.8	20.4	26.7	.28	.18
300 X 200 X 280	12 X 8 X 11	12	8	11-5/8	----	11.3	14.3	20.0	26.0	.30	.20
350 X 200 X 280	14 X 8 X 11	14	8	11-5/8	----	12.6	16.0	22.4	28.1	.35	.24
400 X 200 X 280	16 X 8 X 11	16	8	11-5/8	----	13.9	17.7	24.7	32.2	.40	.28
450 X 260 X 370	18 X 10 X 15	18	10	15	----	----	26.2	36.1	47.7	.72	.48
400 X 300 X 425	16 X 12 X 17	16	12	17-5/8	----	----	30.3	41.9	55.0	.90	.64
500 X 300 X 425	20 X 12 X 17	20	12	17-5/8	----	----	35.1	49.1	64.6	1.15	.80
600 X 300 X 425	24 X 12 X 17	24	12	17-5/8	----	----	40.5	56.3	74.3	1.34	.96

① Tapco recommends using gross x .75, for usable capacity.

INDUSTRIAL DUTY FOR HANDLING:

STONE, FOUNDRY SAND, SAND & GRAVEL, COAL, FERTILIZER, CLAY, SALT, ETC.

FEATURES:

HAS A HIGH FRONT FOR INCREASED CAPACITY AND IS DESIGNED FOR GENTLE HANDLING OF PRODUCT

TECHNICAL INFORMATION:

STYLE: HF (High Front).

DESIGN: Slow speed continuous discharge.

MATERIAL: Carbon Steel, Stainless Steel, Aluminum.

METHOD OF MANUFACTURE: Fabricated.

STANDARD CONSTRUCTION: The HF style bucket utilizes a 2 piece design consisting of a pressed formed body and a front plate. All seams are continuously welded outside and partially inside. *The bucket will be produced after Tapco supplies a CAD drawing to be approved by customer.*

CONSTRUCTION OPTIONS: AR plate, wear lips, or hard bead welds.

MATERIAL THICKNESS: 14 ga., 12 ga., 10 ga., 7 ga. (3/16"), 1/4", 5/16", 3/8", and 1/2".

DRILLING: No charge for standard belt or chain drillings.

VENTING: Available on request, contact Tapco for recommendations.

USABLE CAPACITY: Tapco recommends using 75% of gross, (100%) capacity.

SPACING: Contact Tapco for recommendations.

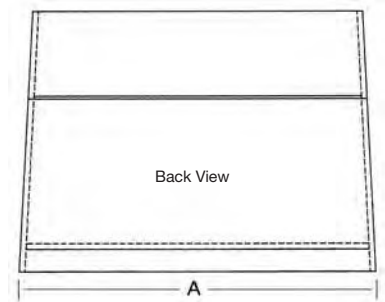
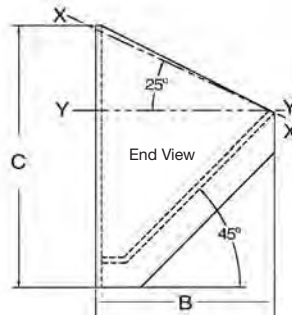
INTERCHANGEABILITY: Can be intermixed with existing fabricated HF style buckets. If different weight buckets are mixed in, some care should be taken that the leg does not become too far out of balance. Check elevator for proper clearances. Contact Tapco for recommendations.

INSTALLATION: On belt: Fanged elevator bolts and nylon insert lock nuts are recommended. *Flat steel washers must be placed inside the bucket under the nuts.*

On chain: Use Grade 5 hex head bolts with hex nuts, flat washers, and lock washers. *Elevator bolts should not be used on chain attachments.*

CAUTION: Welding and cutting on elevator legs without taking proper precautions is extremely dangerous and can cause a violent explosion.

HFO FABRICATED STEEL ELEVATOR BUCKETS



STYLE HFO BUCKETS

SIZE (Nominal) Millimeter	SIZE (Nominal) Inches	Dimensions-Actual (Inches) Tolerance A, B & C ±1/4"			Weight, Pounds (Est.)					Capacity ^① Tolerance ± 3%	
		Length A	Proj. B	Depth C	14 Gauge Steel	12 Gauge Steel	10 Gauge Steel	3/16" Steel	1/4" Steel	Gross X-X Cu. Ft.	Y-Y Cu. Ft.
200 X 140 X 200	8 X 5 X 8	8	5	8-1/2	3.7	5.1	6.5	8.9	----	.09	.06
260 X 140 X 200	10 X 5 X 8	10	5	8-1/2	4.3	5.9	7.6	10.5	----	.11	.08
260 X 160 X 260	10 X 6 X 10	10	6	10	----	7.5	9.5	13.1	----	.16	.11
300 X 160 X 260	12 X 6 X 10	12	6	10	----	8.6	10.8	15.0	----	.19	.13
260 X 180 X 300	10 X 7 X 12	10	7	12-1/2	----	9.6	12.3	16.7	----	.23	.15
300 X 180 X 300	12 X 7 X 12	12	7	12-1/2	----	10.8	14.0	19.0	----	.28	.18
350 X 180 X 300	14 X 7 X 12	14	7	12-1/2	----	12.1	15.7	21.3	----	.33	.22
300 X 200 X 300	12 X 8 X 12	12	8	12-1/2	----	11.8	15.0	20.5	27.1	.32	.20
350 X 200 X 300	14 X 8 X 12	14	8	12-1/2	----	13.1	16.8	22.9	30.4	.39	.25
400 X 200 X 300	16 X 8 X 12	16	8	12-1/2	----	14.5	18.6	25.2	33.6	.42	.26
400 X 300 X 450	16 X 12 X 18	16	12	18-5/8	----	----	31.1	43.0	56.8	.96	.60
500 X 300 X 450	20 X 12 X 18	20	12	18-5/8	----	----	36.4	50.4	66.6	1.20	.76
600 X 300 X 450	24 X 12 X 18	24	12	18-5/8	----	----	41.7	57.8	76.4	1.44	.90

① Tapco recommends using gross x .75, for usable capacity.

INDUSTRIAL STYLE FOR HANDLING:

STONE, FOUNDRY SAND, SAND & GRAVEL, COAL, FERTILIZER, CLAY, SALT, ETC.

FEATURES:

THE HFO BUCKET HAS THE SAME HIGH FRONT AS THE HF BUCKET, BUT IN ADDITION, THE SIDES ARE OVERLAPPING TO PREVENT LEAKAGE BETWEEN BUCKETS, AND IS DESIGNED FOR GENTLE HANDLING OF PRODUCT.

TECHNICAL INFORMATION:

STYLE: HFO (High Front Overlapping).

DESIGN: Slow speed continuous discharge.

MATERIAL: Carbon Steel, Stainless Steel, Aluminum.

METHOD OF MANUFACTURE: Fabricated.

STANDARD CONSTRUCTION: The HFO style bucket utilizes a 2 piece design consisting of a pressed formed body and a front plate. All seams are continuously welded outside and partially inside. *The bucket will be produced after Tapco supplies a CAD drawing to be approved by customer.*

CONSTRUCTION OPTIONS: AR plate, wear lips, or hard bead welds.

MATERIAL THICKNESS: 14 ga., 12 ga., 10 ga., 7 ga.(3/16"), 1/4", 5/16", 3/8" and 1/2".

DRILLING: No charge for standard belt or chain drillings.

VENTING: Available on request, contact Tapco for recommendations.

USABLE CAPACITY: Tapco recommends using 75% of gross, (100%) capacity.

SPACING: Contact Tapco for recommendations.

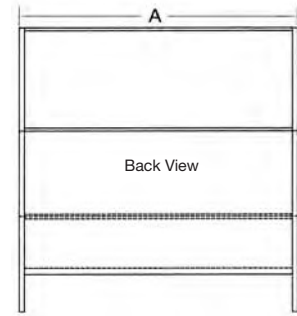
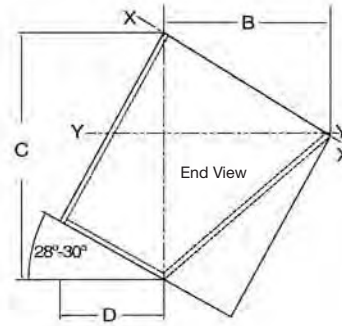
INTERCHANGEABILITY: Can be intermixed with existing fabricated HFO style buckets. If different weight buckets are mixed in, some care should be taken that the leg does not become too far out of balance. Check elevator for proper clearances. Contact Tapco for recommendations

INSTALLATION: On belt: Fanged elevator bolts and nylon insert lock nuts are recommended. *Flat steel washers must be placed inside the bucket under the nuts.*

On chain: Use Grade 5 hex head bolts with hex nuts, flat washers, and lock washers. *Elevator bolts should not be used on chain attachments.*

CAUTION: Welding and cutting on elevator legs without taking proper precautions is extremely dangerous and can cause a violent explosion.

SC FABRICATED STEEL ELEVATOR BUCKETS



STYLE SC BUCKETS

SIZE (Nominal) Millimeter	SIZE (Nominal) Inches	Dimensions-Actual (Inches) Tolerance A, B & C $\pm 1/4"$				Weight, Pounds (Est.)				Capacity ^① Tolerance $\pm 3\%$	
		Length A	Proj. B	Depth C	Inches D	10 Gauge Steel	3/16" Steel	1/4" Steel	5/16" Steel	Gross X-X Cu. Ft.	Y-Y Cu. Ft.
305 X 200 X 180	12 X 8 X 11	12	8-3/4	11-5/8	4-9/16	22	29	39	49	.54	.35
355 X 200 X 180	14 X 8 X 11	14	8-3/4	11-5/8	4-9/16	23	31	41	51	.63	.41
405 X 200 X 180	16 X 8 X 11	16	8-3/4	11-5/8	4-9/16	25	34	45	56	.72	.46
460 X 200 X 180	18 X 8 X 11	18	8-3/4	11-5/8	4-9/16	27	36	48	60	.81	.52
500 X 200 X 180	20 X 8 X 11	20	8-3/4	11-5/8	4-9/16	29	39	52	65	.90	.58
405 X 300 X 425	16 X 12 X 17	16	12-7/16	17-3/8	6-1/2	43	58	76	95	1.55	1.11
500 X 300 X 425	20 X 12 X 17	20	12-7/16	17-3/8	6-1/2	49	67	88	110	1.94	1.40
610 X 300 X 425	24 X 12 X 17	24	12-7/16	17-3/8	6-1/2	55	75	104	130	2.33	1.68
740 X 300 X 425	30 X 12 X 17	30	12-7/16	17-3/8	6-1/2	65	88	117	146	2.91	2.11
900 X 300 X 425	36 X 12 X 17	36	12-7/16	17-3/8	6-1/2	73	99	132	165	3.49	2.53

① Tapco recommends using gross x .75, for usable capacity.

INDUSTRIAL STYLE FOR HANDLING:

AGGREGATE, CEMENT, ETC.

FEATURES:

NORMALLY USED IN SUPER CAPACITY TYPE CONTINUOUS BUCKET ELEVATORS MOUNTED BETWEEN TWO STRANDS OF CHAIN. SUITABLE FOR HANDLING HEAVY MATERIALS.

TECHNICAL INFORMATION:

STYLE: SC (Super Capacity)

DESIGN: Slow speed continuous discharge.

MATERIAL: Carbon Steel, Stainless Steel, Aluminum.

METHOD OF MANUFACTURE: Fabricated.

STANDARD CONSTRUCTION: The SC style bucket utilizes a 3 piece design consisting of two end plates and a body. All seams are continuously welded outside and partially inside. **The bucket will be produced after Tapco supplies a CAD drawing to be approved by customer.**

CONSTRUCTION OPTIONS: AR plate, wear lips, or hard bead welds.

MATERIAL THICKNESS: 10 ga., 7 ga. (3/16"), 1/4", 5/16", 3/8", and 1/2".

DRILLING: No charge for standard chain drillings.

VENTING: Available on request, contact Tapco for recommendations.

USABLE CAPACITY: Tapco recommends using 75% of gross, (100%) capacity.

SPACING: Contact Tapco for recommendations.

INTERCHANGEABILITY: Can be intermixed with existing fabricated SC style buckets. If different weight buckets are mixed in, some care should be taken that the leg does not become too far out of balance. Check elevator for proper clearances. Contact Tapco for recommendations.

INSTALLATION: Use Grade 5 hex head bolts with hex nuts, flat washers, and lock washers. **Elevator bolts should not be used on chain attachments.**

CAUTION: Welding and cutting on elevator legs without taking proper precautions is extremely dangerous and can cause a violent explosion.

AVAILABLE THROUGH INDUSTRIAL DISTRIBUTORS, CONTRACTORS, AND ORIGINAL EQUIPMENT MANUFACTURERS

GRADE 2 ELEVATOR BOLTS* "Inch Series"



NO. 1 NORWAY FLAT COUNTERSUNK HEAD

STEEL ▲ ZINC STAINLESS ◆

SIZE (Nominal) Inches	Head Diameter	Packaged-with Finished Hex Nuts Weight In Pounds			
		Quantity/ Box	Weight/ Box	Boxes/ Full Case	Weight/ Full Case
1/4 - 20 x 3/4	31/32"	100	2.8	21(2100 pcs.)	61
1/4 - 20 x 1	31/32"	100	3.3	21(2100 pcs.)	71
1/4 - 20 x 1-1/4	31/32"	100	3.4	21(2100 pcs.)	72
1/4 - 20 x 1-1/2	31/32"	100	3.8	21(2100 pcs.)	81
1/4 - 20 x 1-3/4	31/32"	100	3.9	21(2100 pcs.)	83
1/4 - 20 x 2	31/32"	100	4.1	12(1200 pcs.)	51
1/4 - 20 x 2-1/4	31/32"	100	4.4	12(1200 pcs.)	54
1/4 - 20 x 2-1/2	31/32"	100	4.7	12(1200 pcs.)	58
1/4 - 20 x 2-3/4	31/32"	100	4.9	12(1200 pcs.)	61
1/4 - 20 x 3	31/32"	100	5.7	12(1200 pcs.)	70
5/16 - 18 x 3/4	1-3/16"	100	4.8	21(2100 pcs.)	103
5/16 - 18 x 1	1-3/16"	100	5.3	21(2100 pcs.)	113
5/16 - 18 x 1-1/4	1-3/16"	100	5.7	12(1200 pcs.)	70
5/16 - 18 x 1-1/2	1-3/16"	100	6.1	12(1200 pcs.)	75
5/16 - 18 x 1-3/4	1-3/16"	100	6.8	12(1200 pcs.)	83
5/16 - 18 x 2	1-3/16"	100	7.2	12(1200 pcs.)	88
5/16 - 18 x 2-1/4	1-3/16"	100	7.9	12(1200 pcs.)	96
5/16 - 18 x 2-1/2	1-3/16"	100	8.4	12(1200 pcs.)	102
5/16 - 18 x 2-3/4	1-3/16"	100	8.6	12(1200 pcs.)	105
5/16 - 18 x 3	1-3/16"	100	8.8	12(1200 pcs.)	108
3/8 - 16 x 1	1-5/16"	50	3.9	21(1050 pcs.)	83
3/8 - 16 x 1-1/4	1-5/16"	50	4.0	21(1050 pcs.)	86
3/8 - 16 x 1-1/2	1-5/16"	50	4.4	21(1050 pcs.)	94
3/8 - 16 x 1-3/4	1-5/16"	50	4.7	21(1050 pcs.)	100
3/8 - 16 x 2	1-5/16"	50	5.0	12(600 pcs.)	62
3/8 - 16 x 2-1/4	1-5/16"	50	5.5	12(600 pcs.)	68
3/8 - 16 x 2-1/2	1-5/16"	50	5.7	12(600 pcs.)	71
3/8 - 16 x 2-3/4	1-5/16"	50	6.1	12(600 pcs.)	73
3/8 - 16 x 3	1-5/16"	50	6.5	12(600 pcs.)	78
3/8 - 16 x 3-1/2	1-5/16"	50	7.1	12(600 pcs.)	87
1/2 - 13 x 1-1/2	1-9/16"	25	4.6	21(525 pcs.)	97
1/2 - 13 x 1-3/4	1-9/16"	25	4.8	21(525 pcs.)	101
1/2 - 13 x 2	1-9/16"	25	5.0	21(525 pcs.)	106
1/2 - 13 x 2-1/2	1-9/16"	25	5.5	12(300 pcs.)	68
1/2 - 13 x 3	1-9/16"	25	6.1	12(300 pcs.)	75

SIZE (Nominal) Inches	Bulk-Bolt Only Weight In Pounds	
	Quantity/ 1/4 Keg	Weight/ 1/4 Keg
1/4 - 20 x 3/4	1800	37
1/4 - 20 x 1	1500	38
1/4 - 20 x 1-1/4	1300	34
1/4 - 20 x 1-1/2	1100	33
1/4 - 20 x 1-3/4	900	28
1/4 - 20 x 2	800	27
1/4 - 20 x 2-1/4	700	25
1/4 - 20 x 2-1/2	600	24
1/4 - 20 x 2-3/4	500	21
1/4 - 20 x 3	500	25
5/16 - 18 x 3/4	1000	37
5/16 - 18 x 1	900	37
5/16 - 18 x 1-1/4	800	35
5/16 - 18 x 1-1/2	700	35
5/16 - 18 x 1-3/4	600	34
5/16 - 18 x 2	500	31
5/16 - 18 x 2-1/4	500	34
5/16 - 18 x 2-1/2	400	29
5/16 - 18 x 2-3/4	400	30
5/16 - 18 x 3	300	24
3/8 - 16 x 1	700	42
3/8 - 16 x 1-1/4	600	38
3/8 - 16 x 1-1/2	500	35
3/8 - 16 x 1-3/4	450	34
3/8 - 16 x 2	400	33
3/8 - 16 x 2-1/4	350	33
3/8 - 16 x 2-1/2	300	29
3/8 - 16 x 2-3/4	300	33
3/8 - 16 x 3	250	31
3/8 - 16 x 3-1/2	225	29
1/2 - 13 x 1-1/2	350	49
1/2 - 13 x 1-3/4	300	45
1/2 - 13 x 2	250	40
1/2 - 13 x 2-1/2	200	37
1/2 - 13 x 3	150	31

NO. 3 ECLIPSE SLOTTED HEAD

STEEL ▲ ZINC STAINLESS ◆



SIZE (Nominal) Inches	Head Diameter	Packaged-with Finished Hex Nuts Weight In Pounds			
		Quantity/ Box	Weight/ Box	Boxes/ Full Case	Weight/ Full Case
1/4 - 20 x 3/4	23/32"	100	2.5	21(2100 pcs.)	55
1/4 - 20 x 1	23/32"	100	2.9	21(2100 pcs.)	63
1/4 - 20 x 1-1/4	23/32"	100	3.3	21(2100 pcs.)	70
1/4 - 20 x 1-1/2	23/32"	100	3.7	21(2100 pcs.)	78
5/16 - 18 x 1	7/8"	100	4.0	21(2100 pcs.)	86
5/16 - 18 x 1-1/4	7/8"	100	4.5	12(1200 pcs.)	55
5/16 - 18 x 1-1/2	7/8"	100	4.9	12(1200 pcs.)	60

SIZE (Nominal) Inches	Bulk-Bolt Only Weight In Pounds	
	Quantity/ 1/4 Keg	Weight/ 1/4 Keg
1/4 - 20 x 3/4	1800	32
1/4 - 20 x 1	1500	33
1/4 - 20 x 1-1/4	1300	33
1/4 - 20 x 1-1/2	1100	42
5/16 - 18 x 1	900	26
5/16 - 18 x 1-1/4	800	27
5/16 - 18 x 1-1/2	700	27

- ◆ Available in 302HQ (18-8) Stainless Steel. Stainless steel bolts meet ASTM F593 alloy group 1, CW Designation (exceeds Grade 2 specs.)
- ▲ All steel bolts have a "black oil" finish. All sizes available in Zinc Plated.
- * All carbon steel and zinc plated bolts meet SAE J429 Grade 2 Designation.

GOODYEAR
GOODYEARBELTING.COM

Call Toll Free: 1-866-711-4673
International: +1-727-342-5086

**We Ship
World Wide**

GRADE 2 ELEVATOR BOLTS* "Inch Series"



FANGED**

STEEL ▲ ZINC STAINLESS ◆

SIZE (Nominal) Inches	Head Diameter	Packaged-with Finished Hex Nuts Weight In Pounds				
		Fang Length	Quantity/ Box	Weight/ Box	Boxes/ Full Case	Weight/ Full Case
1/4 - 20 x 3/4	31/32"	7/32"	100	3.5	21(2100 pcs.)	78
1/4 - 20 x 1	31/32"	7/32"	100	3.7	21(2100 pcs.)	81
1/4 - 20 x 1-1/4	31/32"	7/32"	100	4.0	21(2100 pcs.)	86
1/4 - 20 x 1-1/2	31/32"	7/32"	100	4.2	21(2100 pcs.)	91
1/4 - 20 x 1-3/4	31/32"	7/32"	100	4.6	21(2100 pcs.)	100
1/4 - 20 x 2	31/32"	7/32"	100	4.7	12(1200 pcs.)	60
1/4 - 20 x 2-1/4	31/32"	7/32"	100	4.9	12(1200 pcs.)	63
1/4 - 20 x 2-1/2	31/32"	7/32"	100	5.1	12(1200 pcs.)	66
■ 5/16 - 18 x 3/4	1-3/16"	7/32"	100	5.4	21(2100 pcs.)	115
5/16 - 18 x 1	1-3/16"	7/32"	100	5.9	21(2100 pcs.)	126
5/16 - 18 x 1-1/4	1-3/16"	7/32"	100	7.0	12(1200 pcs.)	86
5/16 - 18 x 1-1/2	1-3/16"	7/32"	100	7.2	12(1200 pcs.)	90
5/16 - 18 x 1-3/4	1-3/16"	7/32"	100	7.3	12(1200 pcs.)	92
5/16 - 18 x 2	1-3/16"	7/32"	100	7.7	12(1200 pcs.)	95
5/16 - 18 x 2-1/4	1-3/16"	7/32"	100	8.7	12(1200 pcs.)	108
5/16 - 18 x 2-1/2	1-3/16"	7/32"	100	9.1	12(1200 pcs.)	111
■ 3/8 - 16 x 1	1-5/16"	9/32"	50	3.9	21(1050 pcs.)	83
3/8 - 16 x 1-1/4	1-5/16"	9/32"	50	4.3	21(1050 pcs.)	92
3/8 - 16 x 1-1/2	1-5/16"	9/32"	50	4.6	21(1050 pcs.)	98
3/8 - 16 x 1-3/4	1-5/16"	9/32"	50	4.7	21(1050 pcs.)	100
3/8 - 16 x 2	1-5/16"	9/32"	50	5.2	12(600 pcs.)	65
3/8 - 16 x 2-1/4	1-5/16"	9/32"	50	5.4	12(600 pcs.)	67
3/8 - 16 x 2-1/2	1-5/16"	9/32"	50	5.7	12(600 pcs.)	71
3/8 - 16 x 2-3/4	1-3/16"	7/32"	50	6.1	12(1200 pcs.)	73
■ 3/8 - 16 x 3	1-5/16"	9/32"	50	7.0	12(600 pcs.)	85

SIZE (Nominal) Inches	Bulk-Bolt Only Weight In Pounds	
	Quantity/ 1/4 Keg	Weight/ 1/4 Keg
1/4 - 20 x 3/4	1800	50
1/4 - 20 x 1	1500	44
1/4 - 20 x 1-1/4	1300	42
1/4 - 20 x 1-1/2	1100	38
1/4 - 20 x 1-3/4	900	34
1/4 - 20 x 2	800	31
1/4 - 20 x 2-1/4	700	28
1/4 - 20 x 2-1/2	600	25
5/16 - 18 x 3/4	1000	37
5/16 - 18 x 1	900	42
5/16 - 18 x 1-1/4	800	46
5/16 - 18 x 1-1/2	700	43
5/16 - 18 x 1-3/4	600	36
5/16 - 18 x 2	500	32
5/16 - 18 x 2-1/4	500	37
5/16 - 18 x 2-1/2	400	31
3/8 - 16 x 1	700	42
3/8 - 16 x 1-1/4	600	41
3/8 - 16 x 1-1/2	500	37
3/8 - 16 x 1-3/4	450	34
3/8 - 16 x 2	400	35
3/8 - 16 x 2-1/4	350	38
3/8 - 16 x 2-1/2	300	29
3/8 - 16 x 2-3/4	250	22
3/8 - 16 x 3	250	31

Installation Note: Insert fanged bolts in holes with fangs in line across the width of belt.

POINTED END FANGED**

STEEL ▲ ZINC STAINLESS ◆



SIZE (Nominal) Inches	Head Diameter	Packaged-with Finished Hex Nuts Weight In Pounds				
		Fang Length	Quantity/ Box	Weight/ Box	Boxes/ Full Case	Weight/ Full Case
1/4 - 20 x 3/4	31/32"	7/32"	100	3.6	21(2100 pcs.)	80
1/4 - 20 x 1	31/32"	7/32"	100	3.8	21(2100 pcs.)	83
1/4 - 20 x 1-1/4	31/32"	7/32"	100	4.1	21(2100 pcs.)	88
1/4 - 20 x 1-1/2	31/32"	7/32"	100	4.3	21(2100 pcs.)	93
■ 1/4 - 20 x 1-3/4	31/32"	7/32"	100	4.7	21(2100 pcs.)	102
■ 1/4 - 20 x 2	31/32"	7/32"	100	4.8	12(1200 pcs.)	62
■ 5/16 - 18 x 3/4	1-3/16"	7/32"	100	5.4	21(2100 pcs.)	115
5/16 - 18 x 1	1-3/16"	7/32"	100	6.0	21(2100 pcs.)	128
5/16 - 18 x 1-1/4	1-3/16"	7/32"	100	7.1	12(1200 pcs.)	87
5/16 - 18 x 1-1/2	1-3/16"	7/32"	100	7.2	12(1200 pcs.)	91
5/16 - 18 x 1-3/4	1-3/16"	7/32"	100	7.3	12(1200 pcs.)	92
5/16 - 18 x 2	1-3/16"	7/32"	100	7.8	12(1200 pcs.)	96
■ 3/8 - 16 x 1	1-5/16"	9/32"	50	3.9	21(1050 pcs.)	83
■ 3/8 - 16 x 1-1/4	1-5/16"	9/32"	50	4.3	21(1050 pcs.)	92
■ 3/8 - 16 x 1-1/2	1-5/16"	9/32"	50	4.6	21(1050 pcs.)	98
■ 3/8 - 16 x 1-3/4	1-5/16"	9/32"	50	4.7	21(1050 pcs.)	100
■ 3/8 - 16 x 2	1-5/16"	9/32"	50	5.2	12(600 pcs.)	65
■ 3/8 - 16 x 2-1/4	1-5/16"	9/32"	50	5.4	12(600 pcs.)	67
■ 3/8 - 16 x 2-1/2	1-5/16"	9/32"	50	5.7	12(600 pcs.)	71
■ 3/8 - 16 x 3	1-5/16"	9/32"	50	7.0	12(600 pcs.)	85

SIZE (Nominal) Inches	Bulk-Bolt Only Weight In Pounds	
	Quantity/ 1/4 Keg	Weight/ 1/4 Keg
1/4 - 20 x 3/4	1800	35
1/4 - 20 x 1	1500	43
1/4 - 20 x 1-1/4	1300	42
1/4 - 20 x 1-1/2	1100	43
1/4 - 20 x 1-3/4	900	44
1/4 - 20 x 2	800	40
5/16 - 18 x 3/4	1000	37
5/16 - 18 x 1	900	38
5/16 - 18 x 1-1/4	800	38
5/16 - 18 x 1-1/2	700	35
5/16 - 18 x 1-3/4	600	36
5/16 - 18 x 2	500	34
3/8 - 16 x 1	700	42
3/8 - 16 x 1-1/4	600	41
3/8 - 16 x 1-1/2	500	37
3/8 - 16 x 1-3/4	450	34
3/8 - 16 x 2	400	35
3/8 - 16 x 2-1/4	350	38
3/8 - 16 x 2-1/2	300	29
3/8 - 16 x 3	250	31

◆ Available in 302HQ (18-8) Stainless Steel. Stainless steel bolts meet ASTM F593 alloy group 1, CW Designation (exceeds Grade 2 specs.)

▲ All steel bolts have a "black oil" finish. * All carbon steel and zinc plated bolts meet SAE J429 Grade 2 Designation.

GRADE 2 ELEVATOR BOLTS "Inch Series"



REFERENCE 70 STYLE USED WITH OVAL WASHER ZINC

SIZE (Nominal) Inches	Head Diameter	Packaged-with Finished Hex Nuts Weight In Pounds				
		Prong Length	Quantity/ Box	Weight/ Box	Boxes/ Full Case	Weight/ Full Case
1/4 - 20 x 1/2	5/8"	5/64	100	2.2	42(4200)	94
1/4 - 20 x 3/4	5/8"	5/64	100	2.5	42(4200)	106
1/4 - 20 x 1	5/8"	5/64	100	2.7	42(4200)	115
1/4 - 20 x 1-1/4	5/8"	5/64	100	3.0	42(4200)	127
1/4 - 20 x 1-1/2	5/8"	5/64	100	3.3	21(2100)	71
5/16 - 18 x 3/4	7/8"	3/32	100	4.2	21(2100)	90
5/16 - 18 x 1	7/8"	3/32	100	4.6	21(2100)	98
5/16 - 18 x 1-1/4	7/8"	3/32	100	5.0	21(2100)	106
5/16 - 18 x 1-1/2	7/8"	3/32	100	5.5	21(2100)	117
5/16 - 18 x 1-3/4	7/8"	3/32	100	5.8	21(2100)	123
5/16 - 18 x 2	7/8"	3/32	100	6.4	12(1200)	78
3/8 - 16 x 1	1"	3/32	50	3.4	21(1050)	73
3/8 - 16 x 1-1/4	1"	3/32	50	3.7	21(1050)	79
3/8 - 16 x 1-1/2	1"	3/32	50	4.0	21(1050)	85
3/8 - 16 x 1-3/4	1"	3/32	50	4.3	21(1050)	92
3/8 - 16 x 2	1"	3/32	50	4.6	21(1050)	98
3/8 - 16 x 2-1/4	1"	3/32	50	4.9	21(1050)	104
3/8 - 16 x 2-1/2	1"	3/32	50	5.3	21(1050)	113




- (1) Bolts supplied in boxes with zinc plated hex nut.
- (2) Bolts are measured shoulder to tip.
- (3) To increase holding power and the effective size of the head, add oval washer, **sold separately**.

SIZE (ID) Inches	Washer Dimension (Inches)				Pkg. Qty.	Pkg. Wgt. (Pounds)
	Length	Width	Thickness	Height		
1/4	1.803	1.315	0.063	0.1860	100	3.6
5/16	1.980	1.488	0.080	0.2770	100	4.6
3/8	2.224	1.740	0.080	0.3160	50	6.5



WESTERN STYLE (3-PRONG) ZINC STAINLESS ♦

SIZE (Nominal) Inches	Head Diameter	Packaged-with Finished Hex Nuts Weight In Pounds				
		Prong Length	Quantity/ Box	Weight/ Box	Boxes/ Full Case	Weight/ Full Case
1/4 - 20 x 1	7/8"	3/32	100	3.1	21(2100 pcs.)	67
1/4 - 20 x 1-1/4	7/8"	3/32	100	3.3	21(2100 pcs.)	71
1/4 - 20 x 1-1/2	7/8"	3/32	100	3.9	21(2100 pcs.)	63
5/16 - 18 x 1-1/4	1-1/32"	3/32	100	5.1	12(1200 pcs.)	63
5/16 - 18 x 1-1/2	1-1/32"	3/32	100	5.5	12(1200 pcs.)	68
5/16 - 18 x 1-3/4	1-1/32"	3/32	100	5.9	12(1200 pcs.)	73



SIZE (Nominal) Inches	Bulk-Bolt Only Weight In Pounds	
	Quantity/ 1/4 Keg	Weight/ 1/4 Keg
1/4 - 20 x 1	1500	36
1/4 - 20 x 1-1/4	1300	33
1/4 - 20 x 1-1/2	1100	32
5/16 - 18 x 1-1/4	800	32
5/16 - 18 x 1-1/2	700	31
5/16 - 18 x 1-3/4	600	29

- ♦ Available in 302HQ (18-8) Stainless Steel. Stainless steel bolts meet ASTM F593 alloy group 1, CW Designation (exceeds Grade 2 specs.)
- * All carbon steel and zinc plated bolts meet SAE J429 Grade 2 Designation.
- All sizes available in Zinc Plated. ** Manufactured under the following Patents: U.S. 3,712,357 Canada 966,338

IN STOCK FOR IMMEDIATE SHIPPING



Call Toll Free: 1-866-711-4673
International: +1-727-342-5086



GRADE 2 ELEVATOR BOLTS "Metric Series" *

NO. 1 NORWAY FLAT COUNTERSUNK HEAD

ZINC | STAINLESS ♦




SIZE (Nominal) MM	Head Diameter	Packaged-with Finished Hex Nuts Weight In Pounds			
		Quantity/ Box	Weight/ Box	Boxes/ Full Case	Weight/ Full Case
M6-1.0 x 20	25 mm	100	2.8	21 (2100pc)	61
M6-1.0 x 25	25 mm	100	3.1	21 (2100pc)	66
♦ M6-1.0 x 30	25 mm	100	3.3	21 (2100pc)	70
♦ M6-1.0 x 35	25 mm	100	3.5	21 (2100pc)	75
♦ M6-1.0 x 40	25 mm	100	3.9	21 (2100pc)	84
M8-1.25 x 20	30 mm	100	4.8	21 (2100pc)	103
M8-1.25 x 25	30 mm	100	5.2	21 (2100pc)	112
♦ M8-1.25 x 30	30 mm	100	5.6	12 (1200pc)	69
♦ M8-1.25 x 35	30 mm	100	6.0	12 (1200pc)	74
♦ M8-1.25 x 40	30 mm	100	6.4	12 (1200pc)	79
♦ M8-1.25 x 45	30 mm	100	6.8	12 (1200pc)	84
♦ M8-1.25 x 50	30 mm	100	7.2	12 (1200pc)	88
M10-1.5 x 25	33 mm	50	3.9	21 (1050pc)	83
♦ M10-1.5 x 30	33 mm	50	4.1	21 (1050pc)	88
♦ M10-1.5 x 35	33 mm	50	4.3	21 (1050pc)	92
♦ M10-1.5 x 40	33 mm	50	4.6	21 (1050pc)	97
♦ M10-1.5 x 45	33 mm	50	4.9	21 (1050pc)	102
♦ M10-1.5 x 50	33 mm	50	5.0	12 (600pc)	62

SIZE (Nominal) MM	Bulk-Bolt Only Weight In Pounds	
	Quantity/ 1/4 Keg	Weight/ 1/4 Keg
M6-1.0 x 20	1800	42
M6-1.0 x 25	1500	38
M6-1.0 x 30	1300	36
M6-1.0 x 35	1100	32
M6-1.0 x 40	900	29
M8-1.25 x 20	1000	40
M8-1.25 x 25	900	40
M8-1.25 x 30	800	40
M8-1.25 x 35	800	40
M8-1.25 x 40	700	36
M8-1.25 x 45	600	36
M8-1.25 x 50	600	35
M10-1.5 x 25	600	40
M10-1.5 x 30	600	39
M10-1.5 x 35	500	39
M10-1.5 x 40	500	39
M10-1.5 x 45	450	40
M10-1.5 x 50	400	40

METRIC FANGED**

ZINC | STAINLESS ♦



SIZE (Nominal) MM	Head Diameter	Packaged-with Finished Hex Nuts Weight In Pounds				
		Fang Length	Quantity/ Box	Weight/ Box	Boxes/ Full Case	Weight/ Full Case
M6-1.0 x 25	25 mm	5.5 mm	100	3.7	21 (2100pc)	79
M6-1.0 x 30	25 mm	5.5 mm	100	4.0	21 (2100pc)	84
M6-1.0 x 35	25 mm	5.5 mm	100	4.3	21 (2100pc)	92
M6-1.0 x 40	25 mm	5.5 mm	100	4.6	21 (2100pc)	99
M8-1.25 x 25	30 mm	5.5 mm	100	5.9	21 (2100pc)	126
M8-1.25 x 30	30 mm	5.5 mm	100	7.0	12 (1200pc)	86
M8-1.25 x 35	30 mm	5.5 mm	100	7.2	12 (1200pc)	88
M8-1.25 x 40	30 mm	5.5 mm	100	7.4	12 (1200pc)	90
M8-1.25 x 45	30 mm	5.5 mm	100	7.5	12 (1200pc)	93
M8-1.25 x 50	30 mm	5.5 mm	100	7.7	12 (1200pc)	95
M10-1.5 x 30	33 mm	7.1 mm	50	4.3	21 (1050pc)	92
M10-1.5 x 35	33 mm	7.1 mm	50	4.5	21 (1050pc)	96
M10-1.5 x 40	33 mm	7.1 mm	50	4.8	21 (1050pc)	103
M10-1.5 x 45	33 mm	7.1 mm	50	5.0	21 (1050pc)	108
M10-1.5 x 50	33 mm	7.1 mm	50	5.2	12 (600pc)	65

SIZE (Nominal) MM	Bulk-Bolt Only Weight In Pounds	
	Quantity/ 1/4 Keg	Weight/ 1/4 Keg
M6-1.0 x 25	1500	34
M6-1.0 x 30	1300	32
M6-1.0 x 35	1100	32
M6-1.0 x 40	1100	34
M8-1.25 x 25	900	39
M8-1.25 x 30	800	39
M8-1.25 x 35	800	39
M8-1.25 x 40	700	36
M8-1.25 x 45	600	35
M8-1.25 x 50	600	34
M10-1.5 x 30	600	41
M10-1.5 x 35	550	40
M10-1.5 x 40	500	41
M10-1.5 x 45	450	42
M10-1.5 x 50	400	37

Installation Note: Insert fanged bolts in holes with fangs in line across the width of belt.






♦ Available in 302HQ (18-8) Stainless Steel. Stainless steel bolts meet ASTM F593 alloy group 1, CW Designation (exceeds Grade 2 specs.)

* All metric zinc plated bolts meet the requirements of the ISO property class 5.8.








** Manufactured under the following Patents: U.S. 3,712,357 Canada 966,338

IN STOCK FOR IMMEDIATE SHIPPING

NUTS “Inch Series”

	Size Inches	Dimension (Inches)			Pkg. Qty.	Pkg. Wgt. (Pounds)
		Max. Width Across Flat	Max. Flange Diameter	Max. Thickness		
 ◆ Hex Nut	1/4-20	0.438		0.226	100	0.7
	5/16-18	0.500		0.273	100	1.1
	3/8-16	0.562		0.337	50	0.8
	1/2-13	0.750		0.448	25	0.9
 Serrated Lock Nut	1/4-20	0.438		0.226	100	0.7
	5/16-18	0.500		0.273	100	1.1
	3/8-16	0.562		0.337	50	0.8
 ◆ Flange Serrated Lock Nut	1/4-20	0.438	0.594	0.236	100	0.9
	5/16-18	0.500	0.680	0.283	100	1.2
	3/8-16	0.562	0.750	0.347	50	0.9
 Large Flange Serrated Lock Nut	1/4-20	0.438	0.728	0.312	100	1.2
	5/16-18	0.500	0.820	0.375	100	2.3
	3/8-16	0.562	0.915	0.406	50	1.4
 ◆ Nylon Insert Lock Nut	1/4-20	0.438		0.312	100	0.8
	5/16-18	0.500		0.344	100	1.1
	3/8-16	0.562		0.453	50	0.9
	1/2-13	0.752		0.609	25	1.1



WASHERS “Inch Series”

	Size (ID) Inches	Dimension (Inches)		Pkg. Qty.	Pkg. Wgt. (Pounds)
		O.D.	Thickness		
 ◆ Flat	1/4	0.734	0.065	100	0.7
	5/16	0.875	0.083	100	1.1
	3/8	1.000	0.083	50	0.8
	1/2	1.375	0.109	25	1.0
 ◆ Split Ring Lock	1/4	0.489	0.078	100	0.2
	5/16	0.586	0.093	100	0.4
	3/8	0.683	0.125	50	0.3
	1/2	0.737	0.172	25	0.3
 Internal Tooth Lock	1/4	0.478	0.028	100	0.7
	5/16	0.610	0.034	100	0.1
	3/8	0.692	0.040	50	0.1
 ◆ Fender	1/4	1.000	0.078	100	1.3
	5/16	1.250	0.078	100	2.0
	3/8	1.500	0.078	50	1.5
 1/4" Thick Polyethylene Spacer	1/4	1.25	0.250	100	0.7
	5/16	1.25	0.250	100	0.7
 1/2" Thick Polyethylene Spacer	1/4	1.25	0.500	100	1.3
	5/16	1.25	0.500	100	1.3
 Leather (1/8 Thick)	1/4	1.000	0.125	100	0.3
	5/16	1.000	0.125	100	0.2
	3/8	1.000	0.125	50	0.2



◆ Available in 302HQ (18-8) Stainless Steel - All nuts and metal washers are Zinc Plated

IN STOCK FOR IMMEDIATE SHIPPING



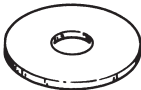





WASHERS "Inch Series"

	Neoprene (1/8" Thick) Available in Black or White (FDA)	Size (ID) Inches	Dimension (Inches)		Pkg. Qty.	Pkg. Wgt. (Pounds)
			O.D.	Thickness		
		1/4	1.000	0.125	100	0.4
		5/16	1.000	0.125	100	0.4
		3/8	1.000	0.125	50	0.2
	Neoprene (1/4" Thick) Available in Black or White (FDA)	1/4	1.250	0.250	100	1.5
		5/16	1.250	0.250	100	1.5
		3/8	1.250	0.250	50	0.8

NUTS "Metric Series"

	◆ Hex Nut	SIZE MM	Dimension (MM)		Pkg. Qty.	Pkg. Wgt. (Pounds)
			Max. Width Across Flat	Max. Thickness		
		M6-1.0	10.0	5.0	100	0.5
		M8-1.25	13.0	6.5	100	1.1
		M10-1.5	17.0	8.0	50	1.2
	◆ Nylon Insert Lock Nut	M6-1.0	10.0	5.0	100	0.5
		M8-1.25	13.0	6.5	100	1.1
		M10-1.5	17.0	8.0	50	1.2

WASHERS "Metric Series" ■


	◆ Flat	SIZE (ID) MM	Dimension (MM)		Pkg. Qty.	Pkg. Wgt. (Pounds)
			O.D.	Thickness		
		M6	18.6	1.6	100	0.7
		M8	22.2	2.1	100	1.1
		M10	25.4	2.1	50	0.8
	◆ Split Ring Lock	M6	12.5	2.0	100	0.2
		M8	14.9	2.4	100	0.4
		M10	17.4	3.2	50	0.3
	◆ Fender	M6	25.4	1.9	100	1.3
		M8	31.8	1.9	100	2.0
		M10	38.1	1.9	50	1.5
	(6+mm Thick) Polyethylene Spacer	M6	31.8	6.4	100	0.7
		M8	31.8	6.4	100	0.7
	(13mm Thick) Polyethylene Spacer	M6	31.8	12.7	100	1.3
		M8	31.8	12.7	100	1.3
	Leather (3+mm Thick)	M6	25.4	3.2	100	0.3
		M8	25.4	3.2	100	0.2
		M10	25.4	3.2	50	0.2
	Neoprene (3+mm Thick) Available in Black or White (FDA)	M6	25.4	3.2	100	0.4
		M8	25.4	3.2	100	0.4
	Neoprene (6+mm Thick) Available in Black or White (FDA)	M6	31.8	6.4	100	1.5
		M8	31.8	6.4	100	1.5
		M10	31.8	6.4	50	0.8

- ◆ Available in 302HQ (18-8) Stainless Steel - All nuts and metal washers are Zinc Plated
- Inch Series washers supplied as Metric Series equivalents

IN STOCK FOR IMMEDIATE SHIPPING

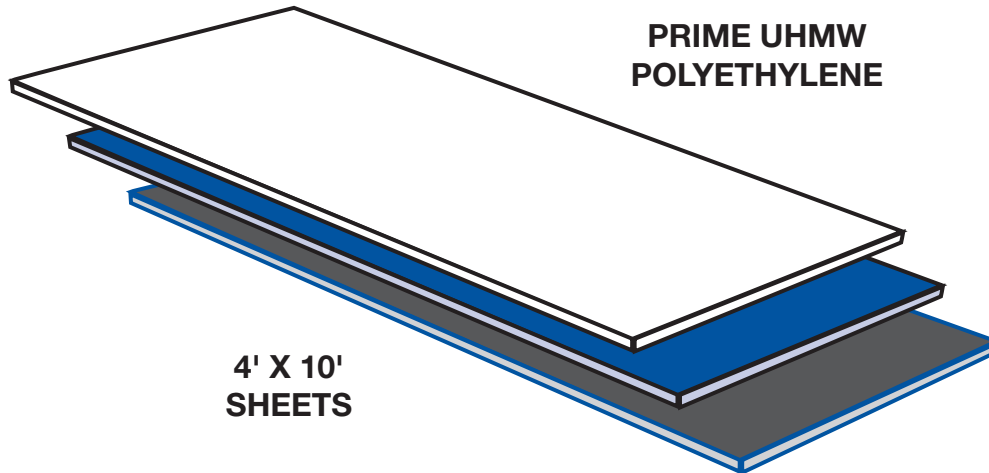
**Strong!
Safe!****BELT CLAMP FASTENER
FOR ELEVATOR BELTS****Reliable!
Proven!****Dura-Splice™
Standard****Cast Ductile Iron (Zinc Plated)****TAPCO-Splice NS
Non-Sparking****Cast Bronze**

- One size fits all pulley diameters.
- Recommended for belts rated up to 800 PIW, and up to 1/2" overall thickness.
- Holds belts in a vice-like grip between three heavy duty grooved plates, designed to remain secure.
- Puts an end to the double belt thickness common to other systems. Stops the costly waste of extra belting necessary in lap and butt rider splices .
- Can be used over and over again for years of dependable service.
- The joint never touches the pulleys. There's no problem of metal to metal contact.
- Offers extra safety and increased load capacity because belt is not weakened with excess bolt holes.
- Each splice set joins a 2" wide belt area.

Dura-Splice Weight 3.0 lbs***Tapco-Splice Weight 3.5 lbs******Dura-Splice Supplied with 4" Grade 5 bolt and compression lock nut *******Tapco-Splice Supplied with 4-1/2" Grade 5 bolt and compression lock nut ******** do not reuse******Template tape available at no charge. Just peel and stick.******When reinstalling the Tapco-Splice, always use a new bolt and nut assembly.******Contact Tapco for replacement parts.******Not recommended for "wing" type pulleys.******Do not mix parts from different types of splices.******For creating holes in belting, use either a 1/2" diameter drill bit
or the 1/2" diameter Tapco-Punch.******Punch sold separately.***

UHMW SHEETING

UHMW (Ultra High Molecular Weight) Polyethylene
Molecular Weight 3.1 to 6.0 Million (5.0 Million Average)



APPLICATIONS:

BIN LINERS, WEAR STRIPS, CHUTE LINERS, GUIDE PLATES, HOPPER LINERS,
GASKETS, CHAIN GUIDES AND CONVEYOR LINERS

FEATURES:

- **HIGH RESISTANCE TO ABRASION**
Outlasts abrasion resistant steel 3 to 4 times.
- **NON-SPARKING**
An important safety aspect.
- **ZERO MOISTURE ABSORPTION**
UHMW polyethylene will not absorb moisture and swell.
- **EASY TO FABRICATE**
Use standard wood or metalworking tools.
- **LIGHT WEIGHT**
Easy to handle. 1/8 the weight of steel.
- **SELF-LUBRICATING**
Ideal for dry-moving applications where lubricants are not tolerated.
- **FDA & USDA APPROVED**
Odor free, taste free, and non-corrosive.
- **HIGHLY ENERGY ABSORBENT**
Virtually won't crack.
- **LOW COEFFICIENT OF FRICTION**
Super slippery surface-no caking or bridging of bulk materials.
- **CHEMICALLY INERT**
Not affected by corrosive environment, resists all alkalies and acids except concentrated nitric and sulfuric.
- **HIGH IMPACT STRENGTH**
Withstands repeated impact.

UHMW SHEET MATERIAL SPECIFICATIONS:

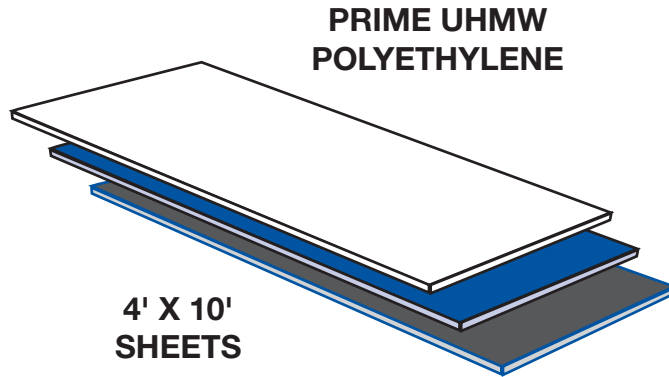
Natural UHMW – White in color. This UHMW sheet meets FDA/USDA and 3-A dairy guidelines. It is an excellent high wear material.

Reprocessed or Recycled UHMW – Green or Black in color. This sheet is a blend of virgin and regenerated UHMW polymers that maintain an acceptable combination of properties for less demanding applications. This sheet is not FDA approved.

Antistatic UHMW – Black in color. This UHMW sheet protects parts sensitive to build up of static electricity. It permits partial transmission of electrical charge, thus dissipating static build-up.

IN STOCK FOR IMMEDIATE SHIPPING
AVAILABLE THROUGH INDUSTRIAL DISTRIBUTORS, CONTRACTORS, AND ORIGINAL EQUIPMENT MANUFACTURERS

UHMW SHEETING



Thickness (Inches)	Weight (Pounds)
1/8	25
3/16	38
1/4	50
3/8	75
1/2	100
5/8	125
3/4	150
1	200
1-1/4	250
1-1/2	300
1-3/4	350
2	400
2-1/2	500
3	600
3-1/2	700
4	800

Thickness tolerance $\pm 10\%$
Length or width tolerance $+ 1/2"$, $-1/4"$

TECHNICAL INFORMATION:

Material: Virgin UHMW (ultra high molecular weight) polyethylene.

Molecular Weight: 3.1 to 6.0 million. (5.0 million average)

Method of Manufacture: Compression molded.

Color: White, other colors available on special order.

Temperature: -60°F to +225°F/ -51°C to +107°C.

Flammability: UHMW polyethylene is termed "slow burning". Combustion in an excess of air results in harmless by-products (fumes) which are nontoxic.

Limitations: As a lining material, UHMW sheeting should not be used for the following: (1) Hard or sharp material, such as rocks or sharp glass. (2) In glancing impact areas. (3) In high velocity chutes. (4) In chutes that make rapid change of direction.

PHYSICAL PROPERTIES:

PROPERTY:	TEST METHOD:	UNIT:	TYPICAL VALUE:	PROPERTY:	TEST METHOD:	UNIT:	TYPICAL VALUE:
Water Absorption	ASTM D-570	-	nil	Break Elongation @250°F/121°C	Stress Strain Diagram	%	900
Izod Impact +@73°F/23°C	ASTM D-256A	ft.-lbs/in. notch	No Break	Ultimate Tensile Strength @250°F/121°C	Stress Strain Diagram	p.s.i.	3300
- @220°F/-140°C	ASTM D-256A	ft.-lbs/in. notch	No Break	Yield Strength @250°F/121°C	Stress Strain Diagram	p.s.i.	700
Shear Strength	ASTM D-732	p.s.i.	3500	Break Elongation @73°F/23°C	ASTM D-638	%	450
Environmental Stress Cracking @F50	ASTM D-1693 mod.	hrs.	6000	Ultimate Tensile Strength @73°F/23°C	ASTM D-638	p.s.i.	6800
Flexural Modulus of Elasticity	Bend Creep/1 min. value	p.s.i.	110,000	Yield Strength @73°F/23°C	ASTM D-638	p.s.i.	3400
Hardness: Rockwell "R" Scale	ASTM D-785	-	64	Specific Gravity	ASTM D-792	g/cm ³	0.94
Shore "D"	ASTM D-2240	-	67				


TAPCO-THANE SHEETING AND ROLLS

(ELASTOMERIC POLYURETHANE)

Standard (Blue)

Hi-Rebound (Black)

Sheets: Expanded Metal Back, Fabric Back or Plain Back




4' X 10' SHEETS

Size Width X Length X Thickness	Weight (Pounds)		
	Expanded Metal	Fabric	Plain
4' X 10' X 3/16"	78	51	44
4' X 10' X 1/4"	88	69	62
4' X 10' X 5/16"	100	81	74
4' X 10' X 3/8"	116	103	96
4' X 10' X 1/2"	144	133	126

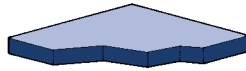
Size Width X Length X Thickness	Weight (Pounds)		
	Expanded Metal	Fabric	Plain
4' X 10' X 1/4"	88	69	62
4' X 10' X 5/16"	100	81	74
4' X 10' X 3/8"	116	103	96
4' X 10' X 1/2"	144	133	126



16 Ga. Expanded Metal Back



Fabric Back



Plain Back



16 Ga. Slotted Metal Back




Embedded Ceramic Chip
16 Ga. Expanded Metal Back

Sheets: Slotted Metal Back

SIZE Width X Length X Thickness	Weight (Pounds)
4' X 10' X 1/4"	98
4' X 10' X 5/16"	110
4' X 10' X 3/8"	126

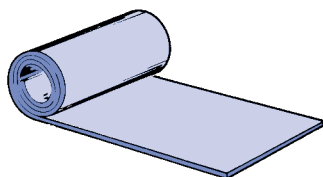

Sheets: Slotted Metal Back



Sheets: Embedded Ceramic Chip with Expanded Metal Back

SIZE Width X Length X Thickness	Weight (Pounds)
4' X 10' X 1/4"	125
4' X 10' X 5/16"	140
4' X 10' X 3/8"	160
4' X 10' X 1/2"	198

Sheets: Embedded Ceramic Chip with Expanded Metal Back




4' x 50' ROLL STOCK
CAN BE CUT IN 10' INCREMENTS

Rolls: Fabric or Plain Back

SIZE Width X Length X Thickness	Weight (Pounds)	
	Fabric	Plain
4' X 50' X 1/8"	N/A	152
4' X 50' X 3/16"	263	228
4' X 50' X 1/4"	339	304
4' X 50' X 5/16"	415	380
4' X 50' X 3/8"	491	456
4' X 50' X 1/2"	644	608

Rolls: Fabric or Plain Back



IN STOCK FOR IMMEDIATE SHIPPING

AVAILABLE THROUGH INDUSTRIAL DISTRIBUTORS, CONTRACTORS, AND ORIGINAL EQUIPMENT MANUFACTURERS

TAPCO-THANE SHEETING AND ROLLS

Technical Specifications - Standard (Blue) and Hi-Rebound (Black)

Tapco-thane is a polyurethane elastomer designed for applications requiring exceptional abrasion resistance. Tapco-thane is molded into sheet form used in material handling. Tapco-thane is recommended for use in grain handling, mining parts, gravel and wood chip applications.

Hardness:

80-90 Shore A durometer.
Other durometers available.

Temperature:

-60°F to +212°F/-51°C to +100°C.

Flammability Characteristics:

Flash Point:	None
Melting Point:	400°F/204°C
Decomposition Temperature:	480°F/249°C
ASTM D635 (horizontal burn):	Does not support combustion after removal of flame source.

Chemical Properties:

Corrosion Resistance:	Excellent
Resistance to mild acids:	Excellent
Resistance to bases:	Excellent
Resistance to Aliphatic Hydrocarbons:	Excellent

Standard (blue) Tapco-thane, is not recommended for use in prolonged exposure to steam, aromatic hydrocarbons, ketones, strong acids, or bases. We suggest using Hi-Rebound (black) Tapco-thane in these applications.

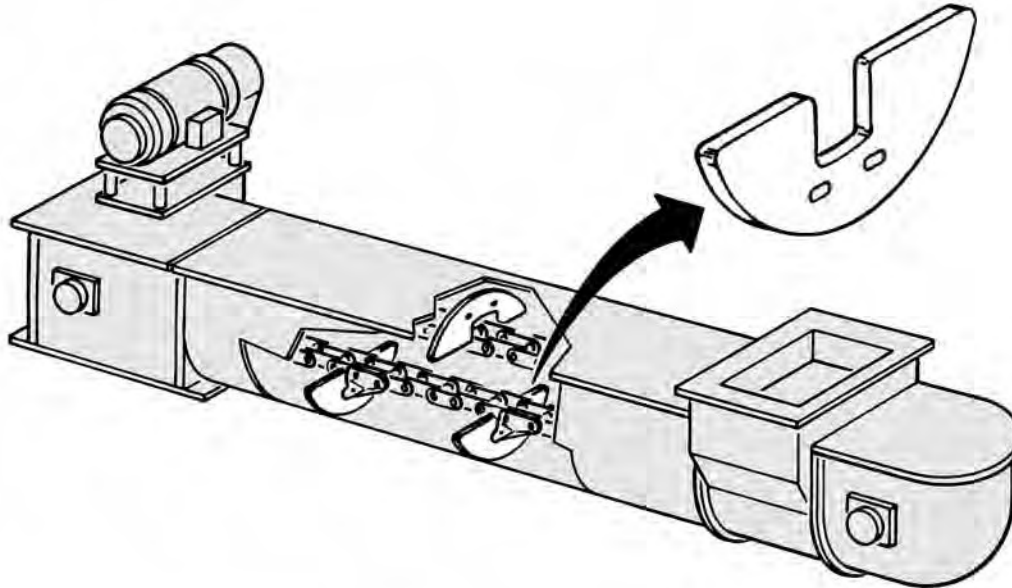
FDA Compliance:

All Tapco-thane meets FDA criteria for dry food contact. Tapco-thane is not recommended for continuous use in food handling at temperatures exceeding 180°F/82°C.

Tapco-thane Polyurethane Liners-Physical Properties				
Property	Unit/%	Standard Typical Value	Hi-Rebound Typical Value	Test Method
Shore A Hardness	-	85	80	D2240
100% Modulus	P.S.I	763	720	D412
	kPa	5,261	4,965	
300% Modulus	P.S.I	1,670	3,550	D412
	kPa	11,514	24,476	
Tensile	P.S.I	5,500	4,232	D412
	kPa	37,921	29,178	
Elongation	%	551	302	D412
Tear Strength, Die C	P.L.I	550	290	D624
	kN/M	97	51	
Bashore Rebound	%	35	53	D2632
Specific Gravity	-	1.2	1.2	D792

DRAG CONVEYOR FLIGHTS

UHMW (Ultra High Molecular Weight) POLYETHYLENE



FEATURES:

- **MAXIMUM STRENGTH**- Practically indestructible. Will take more abuse than rubber, nylon, aluminum, neoprene, high density polyethylene, and combination steel with insert flights.
- **HIGH RESISTANCE TO ABRASION**- The most highly abrasion resistant thermoplastic produced today. Will out last all other materials used in conventional flights.
- **FLEXIBLE AND RESILIENT**- Has the ability to “flex and give” tremendously to pass an obstruction, then return to its original shape.
- **LOW COEFFICIENT OF FRICTION**- This means less resistance to the sliding action between the flight and trough. Reduces work loads on drives and motors, while reducing wear on flights and trough.
- **CHEMICALLY INERT**- Impervious to most acids and alkalis. Will not rust or corrode.
- **FDA AND USDA APPROVED**- The white (virgin) UHMW polyethylene meets the requirements of the Food Additives Law and Regulation No. 177.1520. It is ideal for food handling.
- **WIDE TEMPERATURE RANGE**- Operating range from -60°F to +225°F/ -51°C to +107°C continuous. Up to +250°F/ +121°C intermittently.
- **LOW PRODUCT BUILD-UP**- Naturally slick surface resists buildup of moist or sticky products.
- **ECONOMICAL**- Low initial cost plus longer life and less downtime = savings \$\$\$.

IN STOCK FOR IMMEDIATE SHIPPING
AVAILABLE THROUGH INDUSTRIAL DISTRIBUTORS, CONTRACTORS, AND ORIGINAL EQUIPMENT MANUFACTURERS

DRAG CONVEYOR FLIGHTS

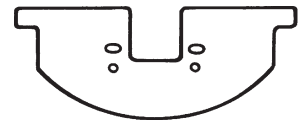
UHMW (Ultra High Molecular Weight) POLYETHYLENE



Screw Conveyor



Thomas Conveyor



Ehram



Essmueller



Jeffrey



En Masse

DRAG CONVEYOR FLIGHTS

SIZE (Length & Thickness) In.	Screw Conveyor Superflow	Essmueller Company Peerless	Thomas Conveyor Fli-Con	Jeffrey Multi-Flow	Ehram Dracon	En Masse	Weight (Approx.) Pounds
6 X 1/4	X			X		X	.06
6 X 5/16	X						.06
6 X 3/8	X		X		X	X	.10
9 X 1/4	X			X		X	.17
9 X 5/16	X						.14
9 X 3/8	X	X		X	X	X	.22
9 X 1/2	X	X	X			X	.29
10 X 3/8				X		X	.29
10 X 1/2				X		X	.36
12 X 3/8	X	X		X	X	X	.38
12 X 1/2	X	X	X			X	.46
14 X 5/16	X						.34
14 X 3/8	X	X		X	X	X	.54
14 X 1/2	X	X				X	.68
16 X 3/8	X	X		X		X	.82
16 X 7/16	X						1.07
16 X 1/2	X	X	X			X	1.04
18 X 3/8	X			X		X	1.27
18 X 1/2	X	X				X	1.60
20 X 1/2		X		X		X	2.47
20 X 5/8			X			X	3.12
24 X 1/2		X		X		X	5.83
24 X 5/8			X			X	7.38

X Indicates available size and thickness, inquire to determine which of the above sizes are stock.

TECHNICAL INFORMATION:

STYLE: Flights are produced to the drag conveyor manufacturer's design. All edges are square. Beveled edge flights will be quoted on request. Custom round bottom flights are available on special order.

MATERIAL: Polyethylene: Virgin UHMW (Ultra high molecular weight).
NOTE: UHMW has a thickness tolerance of ±10%.

METHOD OF MANUFACTURE: Machined and/or stamped.

COLOR: White.

TEMPERATURE RANGE:

Polyethylene: -60°F to +225°F/-51°C to +107°C

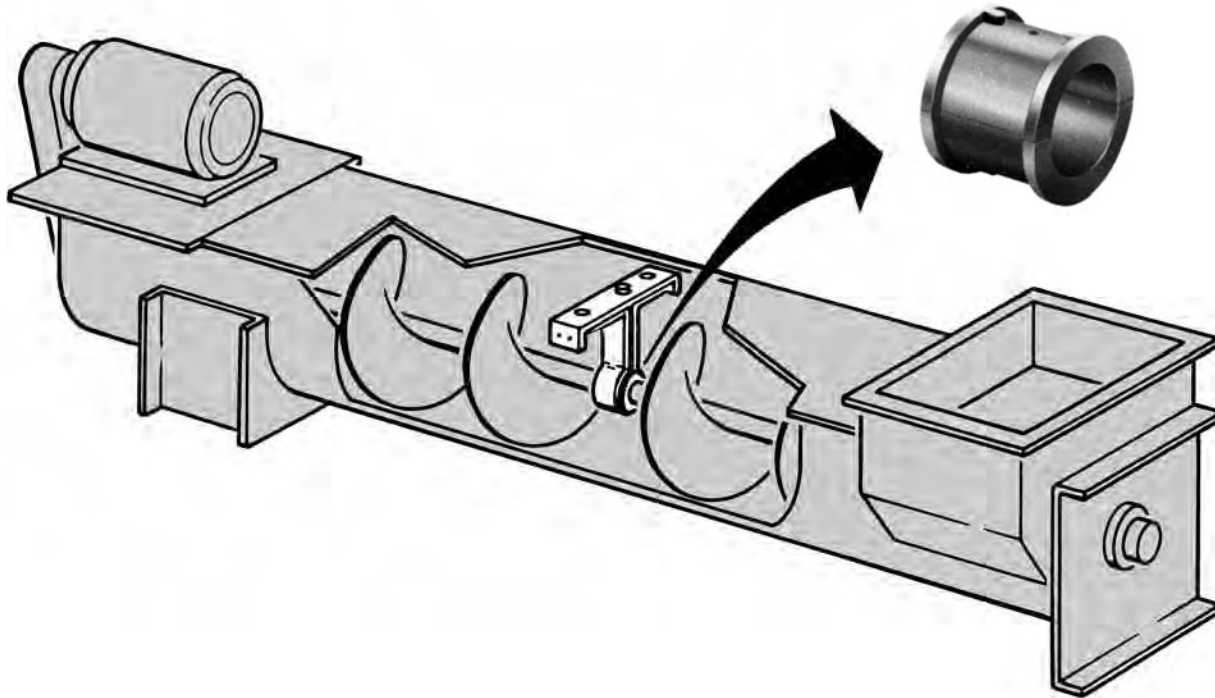
INTERCHANGEABILITY: Can be intermixed with existing metal, rubber or plastic flights.

INSTALLATION: Caution: Place a flat steel washer on the front side of the flight next to the plastic.

FDA STATUS: The white (virgin) UHMW polyethylene meets the requirements of the Food Additives Law and Regulation No. 177.1520. It is ideal for food handling.

NYLON HANGER BEARINGS

FOR SCREW CONVEYOR HANGERS



Molded from
NYLATRON[®]GS
(Nylon plus molybdenum disulfide)
and
WHITE 101 NYLON
(FDA approved)

IN STOCK FOR IMMEDIATE SHIPPING
AVAILABLE THROUGH INDUSTRIAL DISTRIBUTORS, CONTRACTORS, AND ORIGINAL EQUIPMENT MANUFACTURERS

NYLON HANGER BEARINGS

Nylatron® GS Bearings have precise amounts of molybdenum disulfide, a solid lubricant, added to Type 6/6 nylon to produce a moly filled nylon distinguished by its steel gray color and greatly improved bearing characteristics. Available in both Styles A & B. The FDA approved bearings are molded from white 101 nylon for use in the food industry. Available in Style A only.

LET NYLATRON® GS SMOOTH OUT YOUR OPERATION ... AND AT A SAVINGS!

Normally, with a product or component which brings about an accelerated performance, longer life, or more trouble free operation, the cost is usually justifiably higher than conventional components. . . yet, in the case of Tapco nylon bearings, the initial cost is LESS, or at least comparable to ordinary bearings.

Coupled with this initial economy, numerous other savings are realized through lower maintenance, less wear on coupling shafts and the reduction of profit robbing down time.

Their longer life, corrosion and abrasion resistance, makes them cost effective. Most chemicals fail to impair their smooth operation. There is less heat generated during use, hence, they maintain established fits and running clearances over a greater temperature range.

Lubrication is normally desirable since it will improve the PV (Pressure and Velocity) rating as much as five times. However, the built in lubricant (molybdenum disulfide) is adequate in the event of lubricant failures. Depending upon loads, speeds and materials conveyed, bearings can, and have been, operated successfully with no lubrication.

While the use of Tapco nylon bearings is primarily intended for most conveyor hanger applications involving moderate loads and speeds in temperature ranges of -40°F-to + 220°F / -40°C to + 104°C the unexcelled properties of this material will suggest other applications to the user.

 ECONOMY	 LUBRICITY	 LOW FRICTION	 CHEMICAL RESISTANT	 ABRASION RESISTANT	 WILL NOT CORRODE	 REDUCED WEAR ON COUPLING SHAFT
--	--	---	---	--	---	---



STYLE A BEARING
Molded from Nylatron® GS
(Color Gray)



STYLE B BEARING
Molded from Nylatron® GS
(Color Gray)

Shaft Diameter (Inches)	Part Number	Weight (Pounds)
1-1/2	A-24	0.15
2	A-32	0.25
2-7/16	A-39	0.50
3	A-48	0.70
3-7/16	A-55	1.50

Shaft Diameter (Inches)	Part Number	Weight (Pounds)
1-1/2	B-24	0.11
2	B-32	0.21
2-7/16	B-39	0.42
3	B-48	0.47
3-7/16	B-55	1.25

Style A for hanger frames 26B, 28B, 220, 226 and 228.

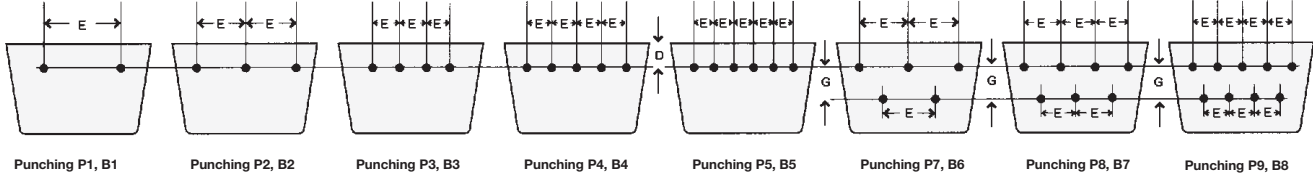
Style B for hanger frames 19B, 18B, 17B, 217, 218 and 219.

FDA approved white 101 nylon also available in Style "A" only

POLMER CORPORATION®

BUCKET PUNCHING GUIDE FOR BELTS

Styles **AA** and **AA-RB** Centrifugal Discharge Elevator Buckets

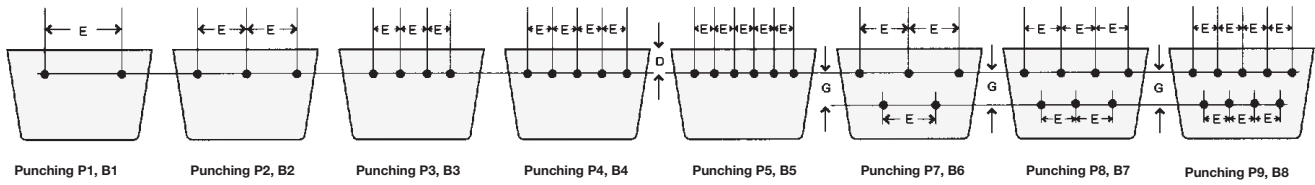


Bucket Length, (Nominal) Inches	Belt Width, Inches	Punching	Inches			
			E	Bolt Dia.	D	G
3	4	P1, B1	1-3/8	1/4	3/4	-
4	5	P1, B1	2-5/16	1/4	3/4	-
5	6	P1, B1	3-3/16	1/4	3/4, 1	-
6	7-8	P1, B1	4-3/8	1/4	1	-
7	8	P2, B2	2-1/2	1/4	1	-
8	9-10	P7, B6	3	1/4, 5/16	7/8	1
9	10	P7, B6	3	1/4, 5/16	7/8	1
10	11-12	P7, B6	3-1/2	1/4, 5/16	7/8	1
11	12	P7, B6	4	1/4, 5/16	7/8	1
12	13-14	P7, B6	4-1/2	5/16, 3/8	7/8	1
13	14	P8, B7	3-1/2	5/16	7/8	1
14	15-16	P8, B7	4	5/16	7/8	1
15	16	P8, B7	4	5/16	7/8	1
16	18	P8, B7	4-1/2	5/16, 3/8	7/8	1
17	18	P8, B7	4-1/2	5/16, 3/8	7/8	1
18	20	P8, B7	5	5/16, 3/8	7/8	1
19	20	P9, B8	4	5/16	7/8	1
20	22	P9, B8	4	5/16	7/8	1
21	22	P9, B8	4-1/2	5/16	7/8	1
22	24	P9, B8	4-1/2	5/16	7/8	1
23	24	P9, B8	5	5/16	7/8	1
24	26	P9, B8	5	5/16	7/8	1

For installations have dimensions certified by Tapco.

BUCKET PUNCHING GUIDE FOR BELTS

Styles, **LF, MF, HF** and **HFO** Continuous Discharge Elevator Buckets

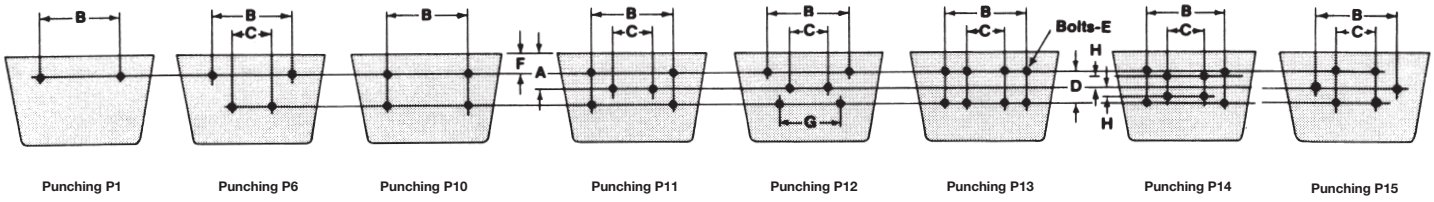


Bucket Size, (Nominal) Inches			Belt Width, Inches	Punching	Inches			
Length	Projection	Depth			E	Bolt Dia.	D	G
8	5	7-3/4	9-10	P7, B6	3	1/4, 5/16	3-3/8	1
8	5	8-1/2	9-10	P7, B6	3	1/4, 5/16	3-3/4	1
9	6	9-1/4	0	P7, B6	3	1/4, 5/16	4-1/8	1
10	5	7-3/4	11-12	P7, B6	3-1/2	1/4, 5/16	3-3/8	1
10	5	8-1/2	11-12	P7, B6	3-1/2	1/4, 5/16	3-3/4	1
10	6	9-1/4	11-12	P7, B6	3-1/2	1/4, 5/16	4-1/8	1
10	6	10	11-12	P7, B6	3-1/2	1/4, 5/16	4-1/2	1
10	7	11-5/8	11-12	P7, B6	3-1/2	1/4, 5/16	5-5/16	1
10	7	12-1/2	11-12	P7, B6	3-1/2	1/4, 5/16	5-3/4	1
10	8	11-5/8	11-12	P7, B6	3-1/2	1/4, 5/16	5-5/16	1
11	6	9-1/4	12	P7, B6	4	1/4, 5/16	4-1/8	1
12	5	7-3/4	13-14	P7, B6	4-1/2	1/4, 5/16	3-3/8	1
12	6	9-1/4	13-14	P7, B6	4-1/2	1/4, 5/16	4-1/8	1
12	6	10	13-14	P7, B6	4-1/2	1/4, 5/16	4-1/2	1
12	7	11-5/8	13-14	P7, B6	4-1/2	1/4, 5/16	5-5/16	1
12	7	11-3/4	13-14	P7, B6	4-1/2	1/4, 5/16	5-3/8	1
12	7	12-1/2	13-14	P7, B6	4-1/2	1/4, 5/16	5-3/4	1
12	8	11-5/8	13-14	P7, B6	4-1/2	1/4, 5/16	5-5/16	1
12	8	12-1/2	13-14	P7, B6	4-1/2	1/4, 5/16	5-3/4	1
14	7	11-5/8	15-16	P8, B7	4	5/16	5-5/16	1
14	7	12-1/2	15-16	P8, B7	4	5/16	5-3/4	1
14	8	11-5/8	15-16	P8, B7	4	5/16	5-5/16	1
14	8	11-3/4	15-16	P8, B7	4	5/16	5-3/8	1
14	8	12-1/2	15-16	P8, B7	4	5/16	5-3/4	1
16	7	11-3/4	18	P8, B7	4-1/2	5/16	5-3/8	1
16	8	11-5/8	18	P8, B7	4-1/2	5/16	5-5/16	1
16	8	12-1/2	18	P8, B7	4-1/2	5/16	5-3/4	1
16	12	17-5/8	18	P8, B7	4-1/2	5/16	8-5/16	1
16	12	18-5/8	18	P8, B7	4-1/2	5/16	8-13/16	1
18	8	11-5/8	20	P8, B7	5	5/16	5-5/16	1
18	10	15	20	P8, B7	5	5/16	7	1
20	8	11-5/8	22	P9, B8	4	5/16	5-5/16	1
20	12	17-5/8	22	P9, B8	4	5/16	8-5/16	1
20	12	18-5/8	22	P9, B8	4	5/16	8-13/16	1
24	10	11-5/8	26	P9, B8	5	5/16	5-5/16	1
24	12	17-5/8	26	P9, B8	5	5/16	8-5/16	1
24	12	18-5/8	26	P9, B8	5	5/16	8-13/16	1

For installations have dimensions certified by Tapco .

BUCKET PUNCHING GUIDE FOR CHAINS

Centrifugal Discharge Elevator Buckets on "K" Attachments



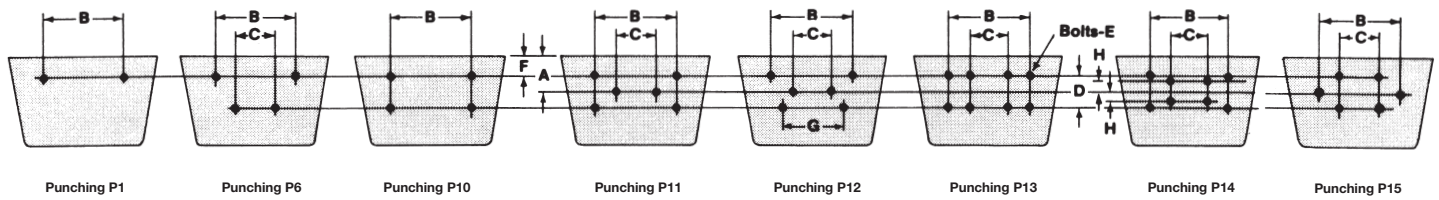
Chain Attachment Number	Bucket Size, Nominal (Inches)						Punching	Inches							
	Types AA, AA-RB		Type AC		Type SC			A	B	C	D	E	F	G	H
	Min.	Max.	Min.	Max.	Min.	Max.									
SS 39-K1	6 X 4	12 X 6	----	----	8 X 6	12 X 8	P1	----	3-3/4	----	----	1/2	1-1/2	----	----
SS 39-K2	6 X 4	12 X 6	----	----	8 X 6	12 X 8	P10	----	3-31/32	----	1-7/8	5/16	7/8	----	----
42-K1	6 X 4	6 X 4	----	----	----	----	P1	----	2	----	----	3/16	1/2	----	----
45-K1	6 X 4	6 X 4	----	----	----	----	P1	----	2	----	----	3/16	1/2	----	----
52-K1	6 X 4	8 X 5	----	----	8 X 6	8 X 6	P1	----	2-3/8	----	----	3/16	1/2	----	----
55-K1	6 X 4	6 X 4	----	----	----	----	P1	----	2	----	----	3/16	1/2	----	----
C55-K1	6 X 4	6 X 4	----	----	----	----	P1	----	2	----	----	1/4	1/2	----	----
57-K1	6 X 4	10 X 6	----	----	8 X 6	10 X 8	P1	----	3	----	----	1/4	1/2	----	----
C 60-K1	6 X 4	10 X 6	----	----	8 X 6	10 X 8	P1	----	3	----	----	5/16	3/4	----	----
H 60-K1	6 X 4	10 X 6	----	----	8 X 6	10 X 8	P1	----	3	----	----	5/16	3/4	----	----
*62-K1	6 X 4	8 X 5	----	----	8 X 6	8 X 6	P1	----	2-3/8	----	----	1/4	1	----	----
67-K1	6 X 4	10 X 6	----	----	8 X 6	10 X 8	P1	----	3	----	----	1/4	1	----	----
H 74-K1	6 X 4	10 X 6	----	----	8 X 6	10 X 8	P1	----	2-7/8	----	----	5/16	3/4	----	----
75-K1	6 X 4	10 X 6	----	----	8 X 6	10 X 8	P1	----	2-13/16	----	----	1/4	1	----	----
H75-K1	6 X 4	10 X 6	----	----	8 X 6	10 X 8	P1	----	2-13/16	----	----	5/16	1	----	----
77-K1	6 X 4	10 X 6	----	----	8 X 6	10 X 8	P1	----	3	----	----	1/4	1	----	----
77-K2	6 X 4	10 X 6	----	----	8 X 6	10 X 8	P10	----	3	----	13/16	1/4	1	----	----
C 77-K1	6 X 4	10 X 6	----	----	8 X 6	10 X 8	P1	----	3	----	----	3/8	1	----	----
78-K1	6 X 4	10 X 6	----	----	8 X 6	10 X 8	P1	----	3-3/8	----	----	1/4	3/4	----	----
H 78-K1	6 X 4	12 X 6	----	----	8 X 6	12 X 8	P1	----	4	----	----	3/8	1	----	----
H 78-K2	6 X 4	12 X 6	----	----	8 X 6	12 X 8	P10	----	4	----	1-1/8	3/8	5/8	----	----
H 79-K1	6 X 4	12 X 6	----	----	8 X 6	12 X 8	P1	----	4	----	----	3/8	1	----	----
H 82-K1	8 X 5	12 X 6	----	----	8 X 6	12 X 8	P1	----	4-3/16	----	----	3/8	1	----	----
H 82-K2	8 X 5	14 X 7	----	----	8 X 6	14 X 8	P10	----	4-1/4	----	1-5/16	3/8	3/4	----	----
88-K1	6 X 4	12 X 6	----	----	8 X 6	12 X 8	P1	----	3-13/16	----	----	5/16	3/4	----	----
95-K2	8 X 5	16 X 7	----	----	8 X 6	16 X 8	P10	----	5-3/16	----	1-3/4	3/8	3/4	----	----
SS 96-K2	10 X 6	14 X 8	----	----	10 X 8	14 X 8	P10	----	4-3/8	----	3	1/2	1-3/8	----	----
C 102B-K2	8 X 5	16 X 7	----	----	8 X 6	16 X 8	P10	----	5-5/16	----	1-3/4	3/8	3/4	----	----
SS 102B-K2	7 X 4 1/2	16 X 7	----	----	8 X 6	16 X 8	P10	----	5-5/16	----	1-3/4	3/8	3/4	----	----
C 102 1/2-K2	8 X 5	16 X 7	----	----	8 X 6	16 X 8	P10	----	5-5/16	----	1-3/4	1/2	3/4	----	----
SS 102 1/2-K2	8 X 5	16 X 7	----	----	8 X 6	16 X 8	P10	----	5-5/16	----	1-3/4	1/2	3/4	----	----
103-K1	8 X 5	12 X 6	----	----	8 X 6	12 X 8	P1	----	4-3/16	----	----	3/8	1	----	----
103-K2	6 X 4	12 X 6	----	----	8 X 6	12 X 8	P10	----	4-1/8	----	1-1/2	1/2	3/4	10-15/16	----
C 110-K2	8 X 5	16 X 8	----	----	8 X 6	16 X 8	P10	----	5-5/16	----	1-3/4	3/8	7/8	10-15/16	----
SS 110-K2	8 X 5	16 X 8	----	----	8 X 6	16 X 8	P10	----	5-5/16	----	1-3/4	3/8	3/4	----	----
C 111-K2	9 X 6	18 X 8	----	----	10 X 8	16 X 8	P10	----	6-1/4	----	2-5/16	1/2	3/4	----	----
SS 111-K2	10 X 6	18 X 8	----	----	10 X 8	16 X 8	P10	----	6-1/4	----	2-5/16	1/2	3/4	----	----
SS 111-K2	----	----	12 X 8	12 X 8	----	----	P10	5-1/4	6-1/4	----	2-5/16	1/2	4-1/8	----	----
124-K1	10 X 6	18 X 8	----	----	10 X 8	16 X 8	P1	----	6	----	----	5/8	1-1/4	----	----
124-K2	8 X 5	16 X 7	----	----	8 X 6	16 X 8	P10	----	5-1/4	----	1-15/16	3/8	7/8	----	----
H 124-K2	8 X 5	16 X 7	----	----	8 X 6	16 X 8	P10	----	5-1/4	----	1-15/16	3/8	7/8	----	----
C 131-K1	8 X 5	12 X 6	----	----	8 X 6	12 X 8	P1	----	4-1/8	----	----	3/8	1	----	----
C 131-K2	8 X 5	12 X 6	----	----	8 X 6	12 X 8	P10	----	4-1/8	----	1-1/2	1/2	1	----	----
SS 131-K2	8 X 5	12 X 6	----	----	8 X 6	12 X 8	P10	----	4-1/8	----	1-1/2	1/2	1	----	----
C 132-K2	12 X 6	20 X 8	----	----	12 X 8	16 X 8	P10	----	7-1/2	----	2-3/4	1/2	1	----	----

For installations have dimensions certified by Tapco.

* For 62-K1 Steel Attachment, consult Tapco, Inc.

BUCKET PUNCHING GUIDE FOR CHAINS

Centrifugal Discharge Elevator Buckets on "K" Attachments (Continued)

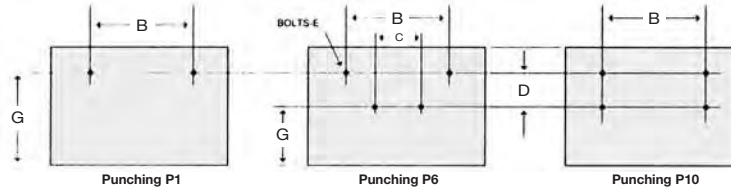


Chain Attachment Number	Bucket Size, Nominal						Punching	Inches							
	Types AA, AA-RB		Type AC		Type SC			A	B	C	D	E	F	G	H
	Min.	Max.	Min.	Max.	Min.	Max.									
145-K1	6 X 4	6 X 4	----	----	----	----	P1	----	2	----	----	3/16	5/8	----	----
145-K1	12 X 6	20 X 8	----	----	12 X 8	16 X 8	P10	----	7-1/2	----	2-3/4	1/2	1	----	----
SS 150 PLUS-K2	----	----	12 X 8	16 X 8	----	----	P10	----	7-1/2	----	2-3/4	1/2	3-7/8	----	----
SS 150 PLUS-K2	----	----	18 X 10	18 X 10	----	----	P10	----	7-1/2	----	2-3/4	1/2	5-1/8	----	----
SS 150 PLUS-K2	----	----	16 X 8	16 X 8	----	----	P15	5-1/4	11-1/2	7-1/2	2-3/4	1/2	3-7/8	----	----
SS 150 PLUS-K2	----	----	18 X 10	24 X 10	----	----	P15	6-1/2	11-1/2	7-1/2	2-3/4	1/2	5-1/8	----	----
188-K1	6 X 4	12 X 6	----	----	8 X 6	12 X 8	P1	----	3-3/4	----	----	3/8	1	----	----
C 188-K2	6 X 4	14 X 7	----	----	8 X 6	14 X 8	P10	----	4-3/16	----	1-1/4	5/16	3/4	----	----
SS 188-K1	6 X 4	12 X 6	----	----	8 X 6	12 X 8	P1	----	3-3/4	----	----	3/8	1	----	----
SS 188-K2	8 X 5	14 X 7	----	----	8 X 6	14 X 8	P10	----	4-3/16	----	1-1/4	5/16	3/4	----	----
SS 244-K2	10 X 6	18 X 10	----	----	10 X 8	16 X 8	P6	----	6	4-7/8	2-3/4	1/2	1	----	----
445-K1	6 X 4	6 X 4	----	----	----	----	P1	----	2-1/16	----	----	3/16	5/8	----	----
452-K1	6 X 4	6 X 4	----	----	----	----	P1	----	2-1/16	----	----	3/16	3/4	----	----
455-K1	6 X 4	6 X 4	----	----	----	----	P1	----	2	----	----	1/4	3/4	----	----
462-K1	6 X 4	8 X 5	----	----	8 X 6	8 X 6	P1	----	2-3/8	----	----	1/4	3/4	----	----
467-K1	6 X 4	10 X 6	----	----	8 X 6	10 X 8	P1	----	3	----	----	1/4	3/4	----	----
477-K1	6 X 4	10 X 6	----	----	8 X 6	10 X 8	P1	----	3	----	----	1/4	1	----	----
483-K1	6 X 4	10 X 6	----	----	8 X 6	10 X 8	P1	----	3-1/4	----	----	1	1	----	----
488-K1	6 X 4	12 X 6	----	----	8 X 6	12 X 8	P1	----	3-13/16	----	----	1	1	----	----
488-K2	6 X 4	12 X 6	----	----	8 X 6	12 X 8	P10	----	3-5/8	----	1-1/4	5/16	3/4	----	----
710-K2	10 X 6	18 X 8	----	----	10 X 8	16 X 8	P10	----	6-1/4	----	2-5/16	5/16	3/4	----	----
730-K2	10 X 6	18 X 10	----	----	10 X 8	16 X 8	P10	----	6	----	2-5/8	1/2	1	----	----
823-K2	8 X 5	16 X 7	----	----	8 X 6	16 X 8	P10	----	5-1/4	----	1-11/16	3/8	3/4	----	----
825-K2	10 X 6	18 X 8	----	----	10 X 8	16 X 8	P10	----	6	----	2-5/8	1/2	3/4	----	----
830-K2	10 X 6	18 X 10	----	----	10 X 8	16 X 8	P10	----	6	----	2-5/8	1/2	7/8	----	----
847-K2	14 X 7	24 X 8	----	----	14 X 8	16 X 8	P6	----	9-3/4	8-5/8	3-1/2	3/4	1-1/4	----	----
SS 856-K2	10 X 6	18 X 10	----	----	10 X 8	16 X 8	P10	----	6-5/16	----	2-1/4	1/2	1	----	----
SS 856-K2	----	----	12 X 8	16 X 8	----	----	P10	5-1/4	6-5/16	----	2-1/4	1/2	4-1/8	----	----
SS 856-K2	----	----	18 X 10	24 X 10	----	----	P10	6-1/2	6-5/16	----	2-1/4	1/2	5-3/8	----	----
SS 856-K3	----	----	16 X 8	16 X 8	----	----	P12	5-1/4	12-1/16	6-9/16	2-3/4	1/2	3-7/8	10-15/16	----
SS 856-K3	----	----	18 X 10	24 X 10	----	----	P12	6-1/2	12-1/16	6-9/16	2-3/4	1/2	5-1/8	10-15/16	----
SS 856-K24	----	----	12 X 8	16 X 8	----	----	P10	----	7-1/4	----	2-1/2	5/8	4	----	----
SS 856-K24	----	----	18 X 10	24 X 10	----	----	P10	----	7-1/4	----	2-1/2	5/8	5-1/4	----	----
SS 856-K35	----	----	16 X 8	16 X 8	----	----	P11	5-1/4	11-3/4	7-1/4	2-1/2	5/8	4	----	----
SS 856-K35	----	----	18 X 10	24 X 10	----	----	P11	6-1/2	11-3/4	7-1/4	2-1/2	5/8	5-1/4	----	----
SS 1116-K2	6 X 4	12 X 7	----	----	8 X 6	12 X 8	P10	----	4	----	2	5/8	5/8	----	----
1130-K2	10 X 6	18 X 10	----	----	10 X 8	16 X 8	P10	----	6	----	2-5/8	1/2	1	----	----
1131-K2	10 X 6	18 X 10	----	----	10 X 8	16 X 8	P10	----	6	----	2-5/8	1/2	1	----	----
SS 2857-K44	----	----	18 X 10	24 X 10	----	----	P13	----	12	7	3-1/2	1/2	4-3/4	----	----
SS 2859-K44	----	----	18 X 10	24 X 10	----	----	P14	6-5/8	13	9	4-1/2	5/8	4-3/8	----	1-3/8
SS 2864-K44	----	----	27 X 12	27 X 12	----	----	P14	7-1/8	13	9	5-1/2	5/8	4-3/8	----	1-7/8
LXS 4019-K1	6 X 4	10 X 6	----	----	8 X 6	10 X 8	P1	----	2-3/4	----	----	3/8	1-3/8	----	----
LXS 4019-K2	6 X 4	10 X 6	----	----	8 X 6	10 X 8	P10	----	2-3/4	----	1-1/2	3/8	5/8	----	----
4103-K1	8 X 5	12 X 6	----	----	8 X 6	12 X 8	P1	----	4-3/16	----	----	3/8	1	----	----
4103-K2	8 X 5	12 X 6	----	----	8 X 6	12 X 8	P10	----	4-1/8	----	1-1/2	1/2	1	----	----
4124-K1	10 X 6	18 X 8	----	----	10 X 8	16 X 8	P1	----	6	----	----	5/8	1-1/2	----	----
4124-K2	8 X 5	16 X 7	----	----	8 X 6	16 X 8	P10	----	5	----	1-13/16	3/8	1	----	----
LXS 6238-K2	8 X 5	14 X 8	----	----	8 X 6	14 X 8	P10	----	4-1/4	----	2-5/8	1/2	1-5/8	----	----

For installations, have dimensions certified by Tapco.

BUCKET PUNCHING GUIDE FOR CHAINS

Continuous Discharge Elevator Buckets on "K" Attachments

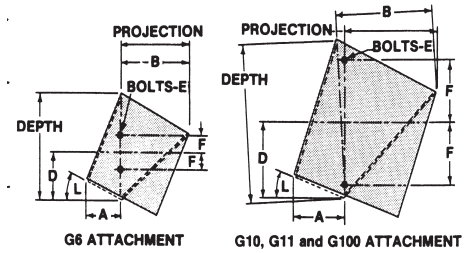


Chain Attachment Number	Bucket Size, Nominal								Punching	Inches				
	Types HF		Type HFO		Type MF		Type LF			B	C	D	E	G
	Min.	Max.	Min.	Max.	Min.	Max.	Min.	Max.						
C 102B-K2	8 X 5	10 X 5	8 X 5	10 X 5	8 X 5	10 X 5	----	----	P10	5-5/16	----	1-3/4	3/8	1-7/8
SS 102B-K2	8 X 5	10 X 5	8 X 5	10 X 5	8 X 5	10 X 5	----	----	P10	5-5/16	----	1-3/4	3/8	1-7/8
C 102B-1/2-K2	8 X 5	10 X 5	8 X 5	10 X 5	8 X 5	10 X 5	----	----	P10	5-5/16	----	1-3/4	1/2	1-7/8
SS 102B-1/2-K2	8 X 5	10 X 5	8 X 5	10 X 5	8 X 5	10 X 5	----	----	P10	5-5/16	----	1-3/4	1/2	1-7/8
C 110-K2	10 X 7	16 X 8	10 X 7	16 X 8	10 X 7	16 X 8	10 X 7	16 X 8	P10	5-5/16	----	1-3/4	3/8	3-3/8
SS 110-K2	10 X 7	16 X 8	10 X 7	16 X 8	10 X 7	16 X 8	10 X 7	16 X 8	P10	5-5/16	----	1-3/4	3/8	3-3/8
C 111-K2	10 X 6	12 X 6	10 X 6	12 X 6	10 X 6	12 X 6	10 X 6	12 X 6	P10	6-1/4	----	2-5/16	1/2	2-3/32
SS 111-K2	10 X 6	12 X 6	10 X 6	12 X 6	10 X 6	12 X 6	10 X 6	12 X 6	P10	6-1/4	----	2-5/16	1/2	2-3/32
C 132-K2	10 X 7	16 X 8	10 X 7	16 X 8	10 X 7	16 X 8	10 X 7	16 X 8	P10	7-1/2	----	2-3/4	1/2	2-7/8
SS 150PLUS-K2	10 X 7	16 X 8	10 X 7	16 X 8	10 X 7	16 X 8	10 X 7	16 X 8	P10	7-1/2	----	2-3/4	1/2	2-7/8
SS 856-K2	10 X 7	16 X 8	10 X 7	16 X 8	10 X 7	16 X 8	10 X 7	16 X 8	P10	6-5/16	----	2-1/4	3/8	3-1/8

Continuous Discharge Elevator Buckets on "G" Attachments

STYLE SUPER CAPACITY (SC)

Chain Attachment Number	Bucket Size, Inches		Inches					L°
	Proj.	Depth	A	B	D	E	F	
SS 4850-G6	8-3/4	11-5/8	4-9/16	8-3/4	5-1/4	3/4	1-7/8	28° 30'
SS 4851-G10	12	17-3/8	6-1/2	12-7/16	7-1/8	1/2	4-1/2	22°
SS 4852-G10	12	17-3/8	6-1/2	12-7/16	7-1/8	1/2	4-1/2	22°
SS 4851-G11	12	17-3/8	6-1/2	12-7/16	8-1/2	5/8	4-1/2	22°
SS 4852-G11	12	17-3/8	6-1/2	12-7/16	8-1/2	5/8	4-1/2	22°
SS 4851-G100	12	17-3/8	6-1/2	12-7/16	8-1/2	5/8	7	22°
SS 4852-G100	12	17-3/8	6-1/2	12-7/16	8-1/2	5/8	7	22°

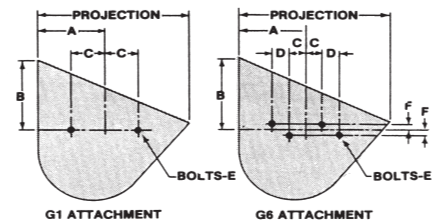


For installations have dimensions certified by Tapco.

Centrifugal Discharge Elevator Buckets on "G" Attachments

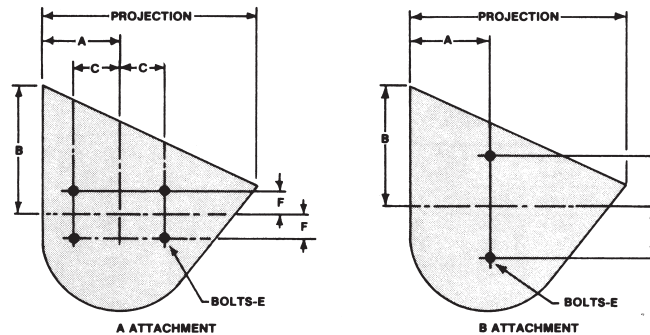
STYLE AA

Bucket Projection (Nominal) Inches	Bucket Size, Inches		Chain Attachment Number	Min. Projection Inches	Inches			
	A	B			C	D	E	F
4	1-5/8	2-1/8	45-G1	4	11/32	----	3/16	----
5	2	2-5/8	52-G1	4	17/32	----	3/16	----
6	2-5/8	3-1/8	62-G1	5	1	----	1/4	----
7	2-1/2	3-3/4	77-G6	6	5/8	9/16	1/4	1/4
8	2-5/8	4-7/8	H78-G1	6	1-5/16	----	1/4	----
			88-G6	6	7/8	21/32	1/4	9/32
			C102B-G6	10	1-1/16	11/16	3/8	7/16
			C110-G6	10	1-1/16	11/16	3/8	7/16
10	3-3/4	5-3/8	C111-G6	10	1-1/16	11/16	3/8	15/32
			C111SP-G6	10	1-1/16	11/16	3/8	15/32
			C131-G6	6	27/32	11/16	3/8	9/32
			C188-G6	6	27/32	11/16	1/4	9/32
			462-G1	5	1	----	1/4	----
			477-G1	6	1-5/16	----	5/16	----
			488-G6	6	27/32	11/16	1/4	9/32
			730-G6	10	1-3/4	----	3/8	5/8
			825-G6	10	1-3/4	----	3/8	5/8
830-G6	10	1-3/4	----	3/8	5/8			
4103-G6	6	27/32	11/16	3/8	9/32			



BUCKET PUNCHING GUIDE FOR CHAINS

Centrifugal Discharge Elevator Buckets on "A & B" Wing Attachments
 Styles **AA** and **SC**



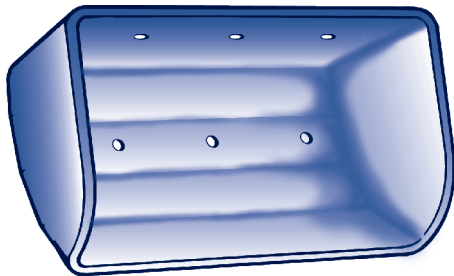
STYLE AA and SUPER CAPACITY (SC)

Wing Number	Bucket Projection (Nominal) Inches	Inches						
		Type AA		Type SC		C	E	F
		A	B	A	B			
2A	10	3-3/4	5-3/8	----	----	2	1/2	1-5/8
3A	10	3-3/4	5-3/8	----	----	2	1/2	1-5/8
4A	10	3-3/4	5-3/8	----	----	2	1/2	1-5/8
5A	5	----	----	----	----	1-3/8	5/16	11/16
	5-1/2	----	----	----	----	1-3/8	5/16	11/16
	6	2-1/2	3-1/2	2-1/2	2-3/4	1-3/8	5/16	11/16
	6-1/2	----	----	----	----	1-3/8	5/16	11/16
6A	7	2-1/2	4	----	----	1-3/8	5/16	11/16
	7	2-5/8	4	----	----	1-11/16	3/8	5/8
	8	3	4-1/2	3	3-3/4	1-11/16	3/8	5/8
7A	7	2-5/8	4	----	----	2	3/8	1-1/8
	8	3	4-1/2	----	----	2	3/8	1-1/8
	10	3-3/4	5-3/8	3	3-3/4	2	3/8	1-1/8
30A	10	3-3/4	5-3/8	----	----	2	1/2	1-3/4
37A	4-1/2	----	----	----	----	1-1/4	5/16	9/16
	5	----	----	----	----	1-1/4	5/16	9/16
	5-1/2	----	----	----	----	1-1/4	5/16	9/16
	6	2-1/2	3-1/4	2-1/2	2-3/4	1-1/4	5/16	9/16
	6-1/2	----	----	----	----	1-1/4	5/16	9/16
39A	7	2-1/2	4	----	----	1-1/4	5/16	9/16
	4-1/2	----	----	----	----	1-1/16	5/16	11/16
	5	2	2-3/4	----	----	1-1/16	5/16	11/16
	5-1/2	----	----	----	----	1-1/16	5/16	11/16
	6	2-1/4	3-1/4	2-1/2	2-3/4	1-1/16	5/16	11/16
1B	6-1/2	----	----	----	----	1-1/16	5/16	11/16
	7	2-1/2	4	----	----	1-1/16	5/16	11/16
2B	7	2-5/8	4-1/2	3	3-3/4	1-1/16	5/16	11/16
	8	3-3/4	5-3/8	----	----	1-1/16	5/16	11/16
	10	3-3/4	5-3/8	----	----	1-1/16	5/16	11/16
	3-1/2	----	----	----	----	1-1/16	5/16	11/16
	4	1-1/12	2-3/8	----	----	1-1/16	5/16	11/16
2B	4-1/2	----	----	----	----	1/4	7/8	7/8
	5	2	2-3/4	----	----	1/4	7/8	7/8
	5-1/2	----	----	----	----	1/4	7/8	7/8
	5-1/2	----	----	----	----	1/4	7/8	7/8

VENTED ELEVATOR BUCKETS FOR STYLE CC-HD, CC-XD & U-HD AGRICULTURAL BUCKETS AVAILABLE IN FIVE STANDARD PATTERNS

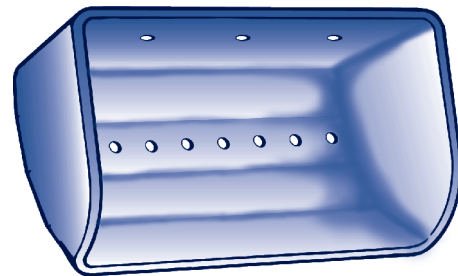
A vented bucket can improve the efficiency of some bucket elevators when handling certain products. On **dense materials** such as flour, meals and mash feeds, the vents allow air to escape through the cup as it fills, which permits the cup to fill more completely. During discharge air can return through the cups as it empties, thus preventing a vacuum that could hold some of the product in the cup and cause backlegging. On extremely **light materials** such as alfalfa meal, screenings and bran, a vented bucket not only minimizes blowing of the product during loading and discharge, but also reduces air turbulence in the leg as the bucket travels empty down the return side of the elevator. A reduction in air currents minimizes the vacuum which can draw a light product through the down leg and back to the boot.

Tapco has five standard patterns available which offer varying amounts of air release for the handling of most products. Special patterns and hole diameters will be quoted upon request. NOTE: Most steel bucket manufacturers use vent holes with 1/8" to 5/32" diameters. These small holes, if used in the Tapco nonmetallic bucket, would soon become clogged with product due to our thick wall sections. For this reason our standard vent diameters are 9/32" and 11/32". NOTE: For extremely flowable materials, (Rapeseed, etc.) contact Tapco for venting recommendations.




Vent Pattern 1

Same hole diameter, centers, and number of holes in body as mounting holes in back.



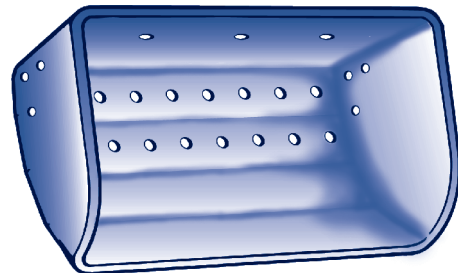
Vent Pattern 2

One row of 9/32" or 11/32" holes in body on 1-1/8" centers.



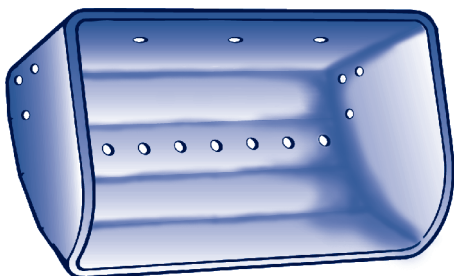
Vent Pattern 3

Two rows of 9/32" or 11/32" holes in body on 1-1/8" centers.




Vent Pattern 4

Two rows of 9/32" or 11/32" holes in body on 1-1/8" centers, three holes each end.



Vent Pattern 5

One row of 9/32" or 11/32" holes in body on 1-1/8" centers, three holes each end.



Custom Venting

Any number of rows of holes in body, extending all the way up to the front lip if desired. Ends can be vented with a few holes, or totally vented as shown. Hole diameters from 1/8" through

VENTING TABLE

STYLE CC-HD & CC-XD BUCKETS

SIZE (Nominal) Millimeter	SIZE (Nominal) Inches	Vent Pattern 1*		Vent Pattern 2*		Vent Pattern 3*		Vent Pattern 4*			Vent Pattern 5*		
		Hole Diameter Inches	Number of Holes in Body	Hole Diameter Inches	Number of Holes in Body	Hole Diameter Inches	Number of Holes in Body	Hole Diameter Inches	Number of Holes in Body	Number of Holes Each End	Hole Diameter Inches	Number of Holes in Body	Number of Holes Each End
80-60	3 X 2	9/32	2	9/32	3	9/32	6	9/32	6	1	9/32	3	1
120-80	4 X 3	9/32	2	9/32	3	9/32	6	9/32	6	1	9/32	3	1
140-120	5 X 4	9/32	2	9/32	4	9/32	8	9/32	8	3	9/32	4	3
160-120	6 X 4	9/32	2	9/32	4	9/32	8	9/32	8	3	9/32	4	3
180-120	7 X 4	9/32	3	9/32	6	9/32	12	9/32	12	3	9/32	6	3
160-140	6 X 5	9/32	2	9/32	4	9/32	8	9/32	8	3	9/32	4	3
180-140	7 X 5	9/32	3	9/32	6	9/32	12	9/32	12	3	9/32	6	3
200-140	8 X 5	9/32	3	9/32	6	9/32	12	9/32	12	3	9/32	6	3
230-140	9 X 5	9/32	3	9/32	6	9/32	12	9/32	12	3	9/32	6	3
260-140	10 X 5	9/32	3	9/32	8	9/32	16	9/32	16	3	9/32	8	3
280-140	11 X 5	9/32	4	9/32	8	9/32	16	9/32	16	3	9/32	8	3
300-140	12 X 5	9/32	4	9/32	10	9/32	20	9/32	20	3	9/32	10	3
200-160	8 X 6	9/32	3	9/32	6	9/32	12	9/32	12	3	9/32	6	3
230-160	9 X 6	9/32	3	9/32	6	9/32	12	9/32	12	3	9/32	6	3
260-160	10 X 6	9/32	3	9/32	8	9/32	16	9/32	16	3	9/32	8	3
280-160	11 X 6	9/32	4	9/32	8	9/32	16	9/32	16	3	9/32	8	3
300-160	12 X 6	9/32	4	9/32	10	9/32	20	9/32	20	3	9/32	10	3
330-160	13 X 6	9/32	4	9/32	10	9/32	20	9/32	20	3	9/32	10	3
350-160	14 X 6	9/32	5	9/32	12	9/32	24	9/32	24	3	9/32	12	3
260-180	10 X 7	11/32	3	11/32	8	11/32	16	11/32	16	3	11/32	8	3
280-180	11 X 7	11/32	4	11/32	8	11/32	16	11/32	16	3	11/32	8	3
300-180	12 X 7	11/32	4	11/32	10	11/32	20	11/32	20	3	11/32	10	3
330-180	13 X 7	11/32	4	11/32	10	11/32	20	11/32	20	3	11/32	10	3
350-180	14 X 7	11/32	5	11/32	12	11/32	24	11/32	24	3	11/32	12	3
370-180	15 X 7	11/32	5	11/32	12	11/32	24	11/32	24	3	11/32	12	3
400-180	16 X 7	11/32	6	11/32	12	11/32	24	11/32	24	3	11/32	12	3
450-180	18 X 7	11/32	6	11/32	14	11/32	28	11/32	28	3	11/32	14	3
500-180	20 X 7	11/32	6	11/32	16	11/32	32	11/32	32	3	11/32	16	3

STYLE CC-HD & CC-XD "SUPER CAPACITY" BUCKETS

260-215	10 X 8	11/32	3	11/32	8	11/32	16	11/32	16	3	11/32	8	3
280-215	11 X 8	11/32	4	11/32	8	11/32	16	11/32	16	3	11/32	8	3
300-215	12 X 8	11/32	4	11/32	10	11/32	20	11/32	20	3	11/32	10	3
330-215	13 X 8	11/32	4	11/32	10	11/32	20	11/32	20	3	11/32	10	3
350-215	14 X 8	11/32	5	11/32	12	11/32	24	11/32	24	3	11/32	12	3
370-215	15 X 8	11/32	5	11/32	12	11/32	24	11/32	24	3	11/32	12	3
400-215	16 X 8	11/32	6	11/32	12	11/32	24	11/32	24	3	11/32	12	3
450-215	18 X 8	11/32	6	11/32	14	11/32	28	11/32	28	3	11/32	14	3
500-215	20 X 8	11/32	6	11/32	16	11/32	32	11/32	32	3	11/32	16	3
400-230	16 X 9	11/32	6	11/32	12	11/32	24	11/32	24	3	11/32	12	3
500-230	20 X 9	11/32	6	11/32	16	11/32	32	11/32	32	3	11/32	16	3
500-260	20 X 10	13/32	6	13/32	16	13/32	32	13/32	32	3	13/32	16	3

STYLE U-HD BUCKETS fit Universal Industries Elevators

120-80	4 X 3	9/32	2	9/32	3	9/32	6	9/32	6	1	9/32	3	1
160-120	6 X 4	9/32	2	9/32	4	9/32	8	9/32	8	3	9/32	4	3
180-120	7 X 4-1/2	9/32	3	9/32	6	9/32	12	9/32	12	3	9/32	6	3
230-150	9 X 5-1/2	9/32	4	9/32	6	9/32	12	9/32	12	3	9/32	6	3
500-150	20 X 5-1/2	9/32	7	9/32	16	9/32	32	9/32	32	3	9/32	16	3
280-160	11 X 6	9/32	5	9/32	8	9/32	16	9/32	16	3	9/32	8	3
280-180	11 X 7	11/32	4	11/32	8	11/32	16	11/32	16	3	11/32	8	3
300-215	12 X 8	11/32	4	11/32	10	11/32	20	11/32	20	3	11/32	10	3
350-215	14 X 8	11/32	5	11/32	12	11/32	24	11/32	24	3	11/32	12	3

* Patterns 1, 2, 3, 4, & 5 are drilled with the same diameter holes as the mounting holes on the back. Vent hole diameters will vary with drilling specifications.

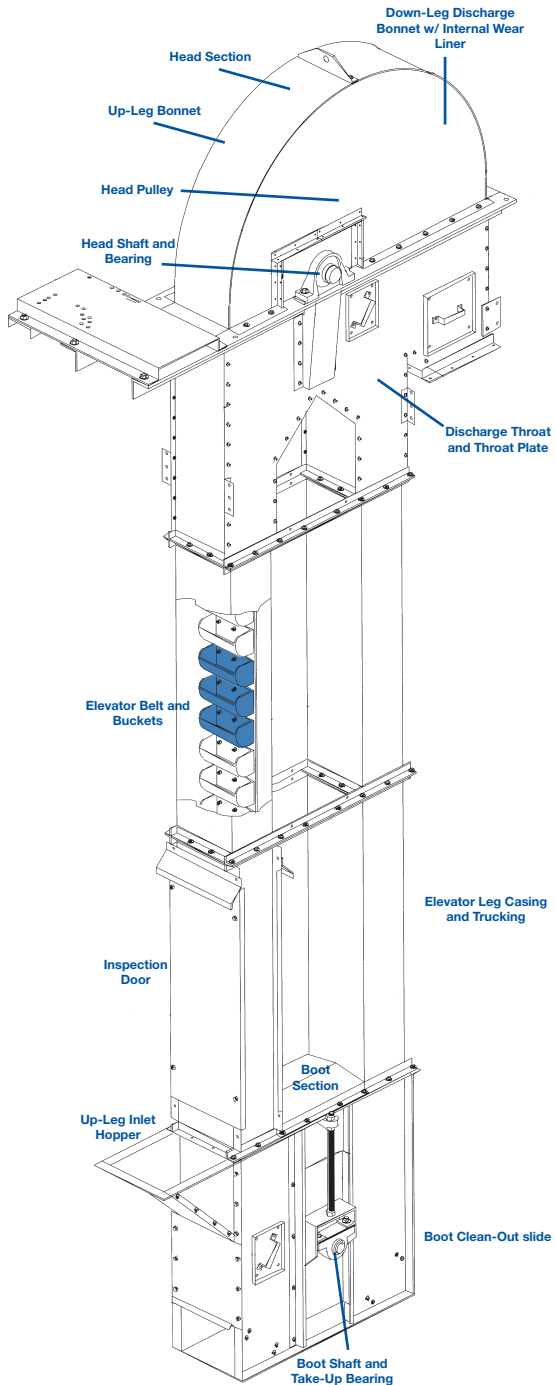
BUCKET ELEVATOR SPECIFICATION FORM

1 OF 2

Company: _____ **Contact:** _____

Address: _____

Phone: _____ **Fax:** _____ **E-mail:** _____



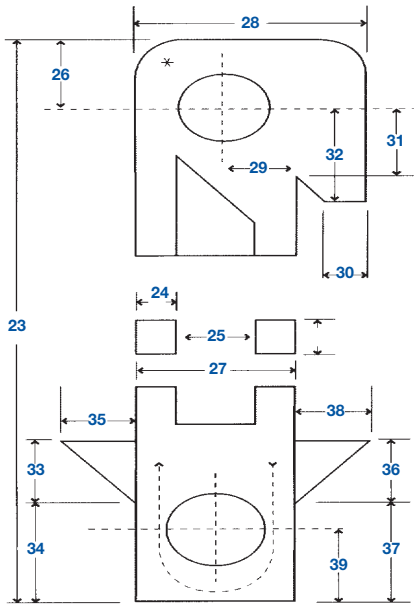
1. Current Bucket Size: _____
2. Current Bucket Style: _____ Material _____
3. Bucket Manufacturer: _____
4. Bucket Spacing on Belt: _____
5. Number of Bucket Rows: _____
6. Product Being Elevated: _____
7. Product Density (Cubic Foot): _____
8. Moisture Content : _____
9. Oil or Fat Content: _____
10. Particle Size: _____
11. Product Temperature: _____
12. Head Pulley Diameter: _____
13. Head Pulley Face Width: _____
14. Head Shaft Diameter: _____
15. Head Shaft RPM: _____
16. Motor Horsepower: _____
17. Boot Pulley Diameter: _____
18. Feed Inlet, Up or Side: _____
19. Feed Inlet, Opening Dimensions: _____
20. Bucket Elevator Manufacturer: _____
21. Required Capacity: _____
22. Current Capacity: _____

BUCKET ELEVATOR SPECIFICATION FORM 2 OF 2

Company: _____ **Contact:** _____

Address: _____

Phone: _____ **Fax:** _____ **E-mail:** _____



23. Height of Elevator: _____

24. Depth of Leg Casing: _____

25. Spacing Between Leg Casings: _____

26. Head shaft center to top of bonnet: _____

27. Overall Width of Elevator: _____

28. Depth of Bonnet: _____

29. Width From Head Shaft to Throat inlet: _____

30. Dimensions of Discharge Spout: _____

31. Distance From Head Shaft Centerline Down to Top of Discharge Throat: _____

32. Distance From Head Shaft Centerline Down To Discharge Spout: _____

33. Height of Up-Leg Inlet Hopper: _____

34. Height From Bottom of Elevator to Bottom of Up-Leg Inlet Hopper: _____

35. Depth of Up-Leg Inlet Hopper: _____

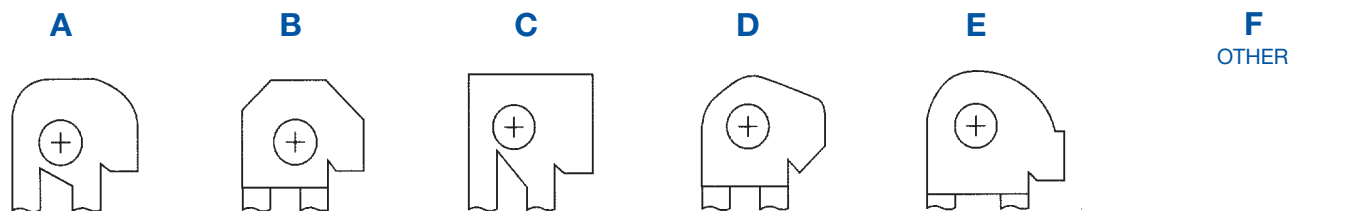
36. Height of Down-Leg Inlet Hopper: _____

37. Height From Bottom of Elevator to Bottom of Down-Leg Inlet Hopper: _____

38. Depth of Down-Leg Inlet Hopper: _____

39. Height From Bottom of Elevator to Boot Shaft: _____

CIRCLE HEAD PROFILE:



BULK MATERIAL DENSITY TABLE

Material Description	Loose Bulk Density #/Ft. ³
Alfalfa Meal	14-22
Alfalfa Pellets	41-43
Alfalfa Seed	10-15
Almonds, Broken	28-30
Almonds, Whole Shelled	28-30
Alum, Fine	45-50
Alum, Lumpy	50-60
Alumina Fines	35
Alumina	50-65
Alumina, Sized or Briquette	65
Aluminum Chips, Oily	7-15
Aluminum Chips, Dry	7-15
Aluminum Hydrate	13-20
Aluminum Ore (See Bauxite)	-
Aluminum Oxide	60-120
Aluminum Silicate (Andalusite)	49
Aluminum Chloride, Crystalline	45-52
Aluminum Nitrate	45-62
Aluminum Sulfate	45-58
Ammonium Chloride	45-52
Ammonium Nitrate	45
Ammonium Sulfate, Granular	45-58
Arsenate of Lead (See Lead Arsenate)	-
Arsenic, Pulverized	30
Arsenic Oxide (Arsenolite)	100-120
Asbestos, Rock (Ore)	81
Asbestos, Shred	20-40
Ash, Black Ground	105
Ashes, Coal, Dry -1/2"	35-45
Ashes, Coal, Dry 3" & under	35-40
Ashes, Coal, Wet -1/2"	45-50
Ashes, Coal, Wet 3" & under	45-50
Ashes, Fly (See Fly Ash)	-
Ashes, Gas Produced	78
Asphalt Binder	80-85
Asphalt, Crushed, -1/2"	45
Bakelite, Fine	30-45
Baking Powder	40-55
Baking Soda (Sodium Bicarbonate)	40-55
Barite (Barium Sulfate) +1/2"	120-180
Barite, Powder	120-180
Barium Carbonate	72

Material Description	Loose Bulk Density #/Ft. ³
Bark, Wood, Refuse	10-20
Barley, Fine, Ground	24-38
Barley, Malted	31
Barley, Meal	28
Barley, Scoured	41
Barley, Whole	36-48
Basalt	80-105
Bauxite, Dry, Ground	68
Bauxite, Crushed, -3"	75-85
Bauxite, Mine Run	66-90
Beans, Castor, Whole Shelled	36
Beans, Castor, Meal	35-40
Beans, Navy, Dry	48
Beans, Navy, Steeped	60
Beets, Whole	48
Bentonite, Crude	35-40
Benzene Hexachloride	56
Bicarbonate of Soda (See Baking Soda)	-
Blood, Dried	35-45
Blood, Ground	30
Bones, Whole	35-50
Bones, Crushed	35-50
Bones, Ground	50
Bonemeal	50-60
Bone Ash (Tricalcium Phosphate)	40-50
Borate of Lime	60
Borax 2"-3" Lump	60-70
Borax 1-1/2"-2" Lump	55-60
Borax Screening -1/2"	55-60
Borax, Fine	45-55
Boric Acid, Fine	55
Boron	75
Bran, Rice-Rye-Wheat	16-20
Bread Crumbs	20-25
Brewer's Grain, Spent, Dry	14-30
Brewer's Grain, Spent, Wet	55-60
Brick, Hard Burned	125
Brick, Soft Burned	100
Brick, Ground -1/8"	100-120
Bronze Chips	30-50
Buckwheat	37-42
Calcine, Flour	75-85

BULK MATERIAL DENSITY TABLE

Material Description	Loose Bulk Density #/Ft. ³
Calcium Acetate	125
Calcium Carbide (Crushed)	70-80
Calcium Carbonate (See Limestone)	-
Calcium Fluoride (See Fluorspar)	-
Calcium Hydrate (See Lime, Hydrated)	-
Calcium Hydroxide (See Lime, Hydrated)	-
Calcium Lactate	26-29
Calcium Carbonate	90-100
Calcium Oxide (See Lime, Unslaked)	40-50
Calcium Phosphate	-
Calcium Sulfate (See Gypsum)	-
Carbon, Activated, Dry, Fine	8-20
Carbon Black, Pelleted	20-25
Carbon Black, Powder	4-7
Carborundum	100
Cashew Nuts	32-37
Cast Iron, Chips	130-200
Caustic Soda	88
Caustic Soda, Flakes	47
Celite (See Diatomaceous Earth)	-
Cement, Clinker	75-95
Cement, Rock (See Limestone)	-
Cement, Portland	94
Cement, Aerated (Portland)	60-75
Cement, Mortar	133
Chalk, Crushed	75-95
Chalk, Pulverized	67-75
Charcoal, Lumps	18-28
Charcoal, Ground	18-28
Chips, Hogged Fuel	15-25
Chrome Ore	125-140
Cinders, Blast Furnace	57
Cinders, Coal	40
Clay (See Bentonite, Diatomaceous Earth, Fuller's Earth, Kaolin & Marl)	-
Clay, Calcined	80-100
Clay, Brick, Dry, Fines	100-120
Clay, Ceramic, Dry, Fines	60-80
Clay, Dry, Lumpy	60-75
Clinker, Cement (See Cement, Clinker)	-

Material Description	Loose Bulk Density #/Ft. ³
Clover Seed	48
Coal, Anthracite (River & Culm)	60
Coal, Anthracite, Sized -1/2"	55-60
Coal, Bituminous, (Mined 50M & Under)	50-54
Coal, Bituminous, Mined	40-60
Coal, Bituminous, Mined, Sized	45-55
Coal, Bituminous, Mined, Run of Mine	45-55
Coal, Bituminous, Mined, Slack	43-50
Coal, Bituminous, Stripping, Not Cleaned	50-60
Coal, Lignite	40-45
Coal, Char	24
Cocoa, Beans	30-40
Cocoa, Nibs	35
Cocoa, Powdered	30-35
Coconut, Shredded	20-22
Coffee, Green Bean	25-35
Coffee, Ground, Dry	25
Coffee, Ground, Wet	35-45
Coffee, Roasted, Bean	22-26
Coffee, Soluble	19
Coke, Loose	25-35
Coke, Petroleum, Calcined	3-45
Coke, Breeze, -1/4"	25-35
Compost	30-50
Concrete, Cinder	90-100
Concrete, 2 Inch Slump	100-150
Concrete, 4 Inch Slump	110-150
Concrete, 6 Inch Slump	110-150
Concrete, In Place, Stone	130-150
Concrete, Pre-Mix, Dry	85-120
Copper Ore	120-150
Copper Ore, Crushed	100-150
Copper Sulfate (Bluestone)	75-85
Copperas (See Ferrous Sulfate)	-
Copra Cake, Ground	40-45
Copra Cake, Lumpy	25-30
Copra, Lumpy	22
Copra, Meal	40-45

BULK MATERIAL DENSITY TABLE

Material Description	Loose Bulk Density #/Ft. ³
Cork, Fine Ground	12-15
Cork, Granulated	12-15
Corn, Cracked	45-50
Corn Cobs, Ground	17
Corn Cobs, Whole	12-15
Corn, Ear	56
Corn, Germs	21
Corn, Grits	40-45
Corn Oil Cake	25
Corn, Seed	45
Corn, Shelled	45
Corn, Sugar	30-35
Cornmeal	38-40
Cottonseed Cake, Crushed	40-45
Cottonseed Cake, Lumpy	40-45
Cottonseed, Dry, Delinted	35
Cottonseed, Dry, Not Delinted	18-25
Cottonseed Flakes	20-25
Cottonseed Hulls	12
Cottonseed Meal, Extracted	35-40
Cottonseed Meal, Expeller	25-30
Cottonseed Meats, Dry	40
Cottonseed Meats, Rolled	35-40
Cracklings, Crushed	40-50
Cryolite, Dust	75-90
Cryolite, Lumpy	90-100
Cullet, Fine	80-120
Cullet, Lump	80-120
Culm (See Coal, Anthracite)	-
Cupric Sulfate (See Copper Sulfate)	-
Detergent. (See Soap, Detergent)	-
Diatomaceous Earth	11-14
Dicalcium Phosphate	40-50
Disodium Phosphate	25-31
Distiller's Grain, Spent, Dry	30
Distiller's Grain, Spent, Wet	40-60
Dolomite, Crushed	80-100
Dolomite, Lumpy	90-100
Earth, As Excavated, Dry	70-80
Earth, Loam, Dry, Loose	76
Earth, Wet, Containing Clay	100-110

Material Description	Loose Bulk Density #/Ft. ³
Ebonite, Crushed	65-70
Epsom Salts	40-50
Emery	230
Face Powder (See Talcum Powder)	-
Feldspar, Ground	65-80
Feldspar, Lumps	90-100
Feldspar, Powder	100
Feldspar, Screenings	70-85
Ferrous Sulfate	60-70
Ferrous Sulfide, 1/2 Inch	120-135
Ferrous Sulfide, Powder	105-120
Fish Meal	35-40
Fish Scrap	40-50
Flaxseed	45
Flaxseed Cake (Linseed Cake)	48-50
Flaxseed Meal (Linseed Meal)	25
Flour, Wheat	35-40
Flue Dust, Blast Furnace	110-125
Flue Dust, Basic Oxygen Furnace	45-60
Flue Dust, Boiler House, Dry	35-40
Fluorspar, Fine (Calcium Fluoride)	80-100
Fluorspar, Lumps, 1-1/2 to 3 Inch	90-100
Fluorspar, Screenings, 1/2 Inch	85-105
Fly Ash	30-45
Foundry Refuse, Old Sand Cores, etc.	70-100
Foundry Sand, Dry (See Sand)	-
Fuller's Earth, Dry, Raw	30-35
Fuller's Earth, Oily, Spent	60-65
Fuller's Earth, Burned or Roasted	40
Galena (See Lead Sulfide)	-
Gelatin, Granulated	32
Gilsonite	37
Glass, Batch	80-100
Glass, Broken (See Cullet)	-
Glue, Ground	40
Glue, Pearl	40
Glue, Vegetable, Powdered	40
Gluten Meal	40
Grain, Brewers (See Brewer's Grain)	-

BULK MATERIAL DENSITY TABLE

Material Description	Loose Bulk Density #/Ft. ³
Grain, Distillery, Spent, Dry (See Brewer's Grain)	-
Grain, Distillery, Spent, Wet (See Brewer's Grain)	-
Grains, (See Specific Grain)	-
Granite, Broken	95-100
Granite, Lumps, 1-1/2 to 3 Inch	85-90
Granite, Screenings, 1/2 Inch	80-90
Grape Pomace	15-20
Graphite, Flake	40
Graphite, Flour	28
Graphite, Ore	65-75
Grass Seed	10-12
Gravel, Bank Run	90-100
Gravel, Dry, Sharp	90-100
Gravel, Pebbles	90-100
Gypsum, Calcined	55-60
Gypsum, Calcined, Powdered	60-80
Gypsum Dust, Aerated	60-70
Gypsum Dust, Nonaerated	93
Gypsum, Lumps, 1-1 /2 to 3 Inch	70-80
Gypsum, Raw, 1 Inch	70-80
Gypsum, Screenings, 1/2 Inch	70-80
Guano, Dry	70
Hominy, Dry	37
Hops, Spent, Dry	35
Hops, Spent, Wet	50-55
Ilmenite Ore	140-160
Iron Borings, Machine Shop	125
Iron Ore	100-200
Iron Ore, Concentrates	120-180
Iron Ore, Crushed	135-150
Iron Oxide, Pigment	25
Iron Oxide, Mill Scale	75
Iron Pyrites (See Ferrous Sulfide)	-
Iron Sulfate (See Ferrous Sulfate)	-
Iron Sulfide (See Ferrous Sulfide)	-
Iron Vitriol (See Ferrous Sulfate)	-
Kaffir Corn	40-45
Kaolin Clay, 3 Inch and Under	63
Kaolin Clay, Talc, 100 Mesh	42-56

Material Description	Loose Bulk Density #/Ft. ³
Kryolith (See Cryolite)	-
Lactose	32
Lamp Black (See Carbon Black)	-
Lead Arsenate	72
Lead Arsenite	72
Lead Carbonate	240-260
Lead Ore, 1/8 Inch	200-270
Lead Ore, 1/2 Inch	180-230
Lead Oxide (Red Lead) 100 Mesh	30-150
Lead Oxide (Red Lead) 200 Mesh	30-180
Lead Sulfide, 100 Mesh	240-260
Lignite, Air Dry (See Coal, Lignite)	-
Lime, Ground, 1/8 Inch and Under	60-65
Lime, Hydrated, 1/8 Inch and Under	40
Lime, Hydrated, Pulverized	32-40
Lime, Pebble	53-56
Limestone, Agricultural, 1/8 Inch and Under	68
Limestone, Crushed	85-90
Limestone, Dust	55-95
Lindane (See Benzene Hexachloride)	-
Linseed (See Flaxseed)	-
Litharge (See Lead Oxide)	-
Litharge, Pulverized (Lead Oxide)	200-250
Lithopone	45-50
Magnesium Chloride	33
Magnesium Sulphate (See Epsom Salts)	-
Malt, Dry, Ground	20
Malt, Dry, Whole	20-30
Malt, Meal	36-40
Malt, Sprouts	13-15
Malt, Wet or Green	60-65
Manganese Dioxide	70-85
Manganese Ore	125-140
Manganese Oxide	120
Manganese Sulphate	70
Marble, Crushed	80-95
Marl (Clay)	80
Meat, Ground	50-55

BULK MATERIAL DENSITY TABLE

Material Description	Loose Bulk Density #/Ft. ³
Meat, Scrap With Bone	40
Mica, Flakes	17-22
Mica, Ground	13-15
Mica, Pulverized	13-15
Milk, Dried, Flake	5-6
Milk, Malted	30-35
Milk, Powdered	20-45
Milk, Whole, Powdered, Dry	20-36
Milk Sugar	32
Mill Scale	120-125
Milo	40-45
Milo, Ground	32-36
Molybdite, Powder	107
Mortar, Wet	150
Muriate of Potash (See Potash Muriate)	-
Mushrooms	24
Mustard Seed	45
Monosodium Phosphate	50
Naphthalene Flakes	45
Niacin (Nicotinic Acid)	35
Nickel (Cobalt Sulphate Ore)	80-150
Oats	26
Oats, Crimped	19-26
Oats, Crushed	22
Oats, Rolled	35
Oat Flour	19-24
Oat Hulls	8-12
Oil Cake	45-50
Orange Peel, Dry	15
Oxalic Acid, Crystals	60
Oyster Shells, Ground	50-60
Oyster Shells, Whole	80
Paper Pulp (4% or Less)	62
Paper Pulp (6% to 15%)	60-62
Peanuts, Raw, Uncleaned, Unshelled	15-20
Peanuts, Clean, In Shell	15-20
Peanuts, Shelled	35-45
Peanut Meal	30
Peas, Dried	45-50
Perlite, Expanded	8-12
Perlite, Expanded, Powder	4-12
Petroleum Coke (See Coke)	-

Material Description	Loose Bulk Density #/Ft. ³
Phosphate Acid Fertilizer	60
Phosphate Rock, Broken	75-85
Phosphate Rock, Pulverized	60
Phosphate Sand	90-100
Phosphate, Triple Super, Ground	50-55
Phosphate Disodium (See Sodium Phosphate)	-
Plaster of Paris (See Gypsum)	-
Polyethylene Resin, Pellets	30-35
Polystyrene, Beads	40
Polyvinyl Chloride, Pellets	20-30
Polyvinyl Chloride, Powder	20-30
Potash (Muriate) Dry	70
Potash (Muriate) Mine Run	75
Potash Salt (Sylvite)	80
Potassium Carbonate	51
Potassium Chloride, Pellets	120-130
Potassium Nitrate	76-80
Potassium Sulfate	42-48
Potato Flour	48
Pumice, Ground	40-45
Pyrites, Iron	135-145
Pyrites, Iron, Pellets	120-130
Quartz Dust	70-80
Quartz	80-95
Rice, Hulled	45-49
Rice, Polished	30
Rice, Rough	32-36
Rice, Bran	20
Rice, Grits	42-45
Rice, Hulls	20-21
Rosin	65-68
Rouge, Powder	25
Rubber, Reclaimed, Ground	23-50
Rubber, Reclaimed	25-30
Rubber, Pellets	50-55
Rye	42-48
Rye, Feed	33
Rye, Meal	35-40
Rye, Middlings	42
Rye, Bran	15-20
Rye, Shorts	32-33

BULK MATERIAL DENSITY TABLE

Material Description	Loose Bulk Density #/Ft. ³
Safflower, Seed	45
Safflower, Cake	50
Safflower, Meal	50
Saffron (See Safflower)	-
Sal Ammoniac (See Ammonium Chloride)	-
Salicylic Acid	29
Salt, Dry, Coarse	45-60
Salt, Dry, Fine	70-80
Salt Cake, Dry, Coarse	85
Salt Cake, Dry, Pulverized	65-85
Salt peter (See Potassium Nitrate)	-
Sand, Dry, Bank (Damp)	110-130
Sand, Dry, Bank (Dry)	90-110
Sand, Foundry, Prepared	65-75
Sand, Foundry (Shake Out)	90-100
Sand, Dry, Silica	90-100
Sand, (Resin Coated) Silica	104
Sand, (Resin Coated) Zircon	115
Sandstone, Broken	85-90
Sawdust, Dry	10-13
Sea-coal	65
Sesame Seed	27-41
Shale, Broken	90-100
Shale, Crushed	85-90
Shellac	80
Shellac, Powdered or Granulated	31
Silica Gel Plus 1/2"	45
Silicon Dioxide (See Quartz)	-
Silica, Flour	80
Slag, Blast Furnace, Crushed	130-180
Slag, Furnace, Granular, Dry	60-65
Slag, Furnace, Granular, Wet	90-100
Slate, Crushed, -1/2"	80-90
Slate, Dust	70-80
Slate, Ground, -1/8"	82-85
Slate, Lump	85-95
Sludge, Sewage, Dried	40-50
Sludge, Sewage, Dry, Ground	45-55
Soap, Beads or Granules	15-35

Material Description	Loose Bulk Density #/Ft. ³
Soap, Chips	15-25
Soap, Detergent	15-50
Soap, Flakes	5-15
Soap, Powder	20-25
Soapstone, Talc, Fine	40-50
Soda Ash, Briquettes	50
Soda Ash, Heavy	55-65
Soda Ash, Light	20-35
Soda Alum	75
Sodium Aluminate, Ground	72
Sodium Aluminum Fluoride (See Kryolite)	-
Sodium Aluminum Sulphate	75
Sodium Bentonite (See Bentonite)	-
Sodium Bicarbonate (See Bicarbonate of Soda)	-
Sodium Chloride (See Salt)	-
Sodium Carbonate (See Soda Ash)	-
Sodium Hydrate (See Caustic Soda)	-
Sodium Hydroxide (See Caustic Soda)	-
Sodium Borate (See Borax)	-
Sodium Nitrate	70-80
Sodium Phosphate	50-60
Sodium Sulfate (See Salt Cake)	-
Sodium Sulfite	96
Sorghum Seed (See Kafir or Milo)	-
Soy Bean, Cake	40-43
Soy Bean, Cracked	30-40
Soy Bean, Flake, Raw	18-25
Soy Bean, Flour	27-30
Soy Bean Meal, Cold	40
Soy Bean Meal, Hot	40
Soy Beans, Whole	45-50
Starch	25-50
Steel, Turnings, Crushed	100-150
Steel, Trimmings	75-150
Sugar Beet Pulp, Dry	12-15
Sugar Beet Pulp, Wet	25-45
Sugar, Refined, Granulated, Dry	50-55

BULK MATERIAL DENSITY TABLE

Material Description	Loose Bulk Density #/Ft. ³
Sugar, Refined, Granulated, Wet	55-65
Sugar, Raw	55-65
Sugar Cane, Knifed	15-18
Sulphur, Crushed -1/2"	50-60
Sulphur, Lumpy, -3"	80-85
Sulphur, Powdered	50-60
Sunflower, Seed	19-38
Taconite, Pellets	116-130
Talcum Powder	50-60
Talcum, -1/2"	80-90
Talc, Solid	165
Tallow	58
Tanbark, Ground	55
Timothy Seed	36
Titanium Dioxide (See Illmenite Ore)	-
Titanium Sponge	60-70
Tobacco, Scraps	15-25
Tobacco, Leaves, Dry	12-14
Tobacco, Snuff	30
Tobacco, Stems	15
Trap Rock, Screenings	90-100
Trap Rock, Lumps	100-110
Tricalcium Phosphate	40-50
Trisodium Phosphate	60
Trisodium Phosphate, Granular	60

Material Description	Loose Bulk Density #/Ft. ³
Trisodium Phosphate, Pulverized	50
Triple Super Phosphate	50-55
Tung Nuts	25-30
Urea Prills, Coated	43-46
Vermiculite, Ore	80
Vermiculite, Expanded	16
Vetch	48
Walnut Shells, Crushed	35-45
Wheat	45-48
Wheat Bran	16-20
Wheat, Cracked	40-45
Wheat, Flour	33-40
Wheat, Germ	18-28
Wheat, Middlings	20-24
White Lead, Dry	75-100
Wood Chips, Screened	10-30
Wood Chips, Hogged Fuel	15-25
Wood, Flour	16-36
Wood, Shavings	8-16
Zinc, Concentrate Residue	75-80
Zinc Dust	200
Zinc Ore, Crushed	160
Zinc Ore, Roasted	110
Zinc Oxide, Heavy	30-35
Zinc Oxide, Light	10-15

**Material density is approximate as weight
can change due to moisture content of product.**

METRIC CONVERSION TABLE

The principal units are the meter for length, the liter for capacity and the gram for weight. The following prefixes are used for sub-divisions and multiples: milli = 1/1000; centi = 1/100; deci = 1/10; deca = 10; hecto = 100; kilo = 1000.

MEASURES OF LENGTH

10 millimeters (mm.)	= centimeter (cm.)
10 centimeters	= 1 decimeter (dm.)
10 decimeters	= 1 meter (m.)
1000 meters	= 1 kilometer (km.)

MEASURES OF WEIGHT

10 milligrams (mg.)	= 1 centigram (cg.)
10 centigrams	= 1 decigram (dg.)
10 decigrams	= 1 gram (g.)
10 grams	= 1 decagram (Dg.)
10 decagrams	= 1 hectogram (Hg.)
10 hectograms	= 1 kilogram (Kg.)
1000 kilograms	= 1 (metric) ton (T.)

LENGTH CONVERSION CONSTANTS FOR METRIC AND U.S. UNITS

Millimeters × .039370	= inches.
Meters × 39.370	= inches.
Meters × 3.2808	= feet.
Meters × 1.09361	= yards.
Kilometers × 3,280.8	= feet.
Kilometers × .62137	= Statute Miles.
Kilometers × .53959	= Nautical Miles.

WEIGHT CONVERSION CONSTANTS FOR METRIC AND U.S. UNITS

Grams × 981	= dynes.
Grams × 15.432	= grains.
Grams × .03527	= ounces (Avd.).
Grams × .033818	= fluid ounces (water).
Kilograms × 35.27	= ounces (Avd.).
Kilograms × 2.20462	= pounds (Avd.).
Metric Tons (1000 Kg.) × 1.10231	=
Net Ton (2000 lbs.)	=
Metric Tons (1000 Kg.) × .98421	=
Gross Ton (2240 lbs.)	=

AREA CONVERSION CONSTANTS FOR METRIC AND U.S. UNITS

Square Millimeters × .00155	= square inches.
Square Centimeters × .155	= square inches.
Square Meters × 10.76387	= square feet.
Square Meters × 1.19599	= square yards.
Hectares × 2.47104	= acres.
Square Kilometers × 247.104	= acres.
Square Kilometers × .3861	= square miles.

VOLUME CONVERSION CONSTANTS FOR METRIC AND U.S. UNITS

Cubic Centimeters × .033818	= fluid ounces.
Cubic Centimeters × .061023	= cubic inches.
Cubic Centimeters × .271	= fluid drams.
Liters × 61.023	= cubic inches.
Liters × 1.05668	= quarts.
Liters × .26417	= gallons.
Liters × .035317	= cubic feet.
Hectoliters × 26.417	= gallons.
Hectoliters × 3.5317	= cubic feet.
Hectoliters × 2.83794	= bushel (2150.42 cu. in.).
Hectoliters × .1308	= cubic yards.
Cubic Meters × 264.17	= gallons.
Cubic Meters × 35.317	= cubic feet.
Cubic Meters × 1.308	= cubic yards.

POWER AND HEAT CONVERSION CONSTANTS FOR METRIC AND U.S. UNITS

Calorie × 0.003968	= B.T.U.
Joules × .7373	= foot pounds.
Kilogram-meters × 7.233	= foot pounds.
Cheval Vapeur × .9863	= Horsepower.
Kilowatts × 1.34	= Horsepower.
Kilowatt Hours × 3415	= B.T.U.
(Degrees Cent. × 1.8) + 32	= degrees Fahr.
(Degrees Reamur × 2.25) + 32	= degrees Fahr.

SURVEYOR'S SQUARE MEASURE

100 square meters (m. ²)	= 1 are (ar.)
100 acres	= 1 hectare (har.)
100 hectares	= 1 sq. kilometer (Km. ²)

SQUARE MEASURE

100 sq. millimeters (mm. ²)	= 1 sq. centimeter (cm. ²)
100 sq. centimeters	= 1 sq. decimeter (dm. ²)
100 sq. decimeters	= 1 sq. meter (m. ²)

CUBIC MEASURE

1000 cu. millimeters (mm. ³)	= 1 cu. centimeter (cm. ³)
1000 cu. centimeters	= 1 cu. decimeter (dm. ³)
1000 cu. decimeters	= 1 cu. meter (m. ³)

DRY AND LIQUID MEASURE

10 milliliters (ml.)	= 1 centiliter (cl.)
10 centiliters	= 1 deciliter (dl.)
10 deciliters	= 1 liter (l.)
100 liters	= 1 hectoliter (Hl.)
1 liter = 1 cubic decimeter	= the volume of 1 kilogram of pure water at a temperature of 39.2 degrees F.

Inches × 25.4001	= millimeters.
Inches × .0254	= meters.
Feet × .30480	= meters.
Yards × .91440	= meters.
Feet × .0003048	= kilometers.
Statute Miles × 1.60935	= kilometers.
Nautical Miles × 1.85325	= kilometers.

Dynes × .0010193	= grams.
Grains × .0648	= grams.
Ounces (Avd.) × 28.35	= grams.
Fluid Ounces (Water) × 29.57	= grams.
Ounces (Avd.) × .02835	= kilograms.
Pounds (Avd.) × .45359	= kilograms.
Net Ton (2000 lbs.) × .90719	=
Metric Tons (1000 Kg.)	=
Gross Ton (2240 lbs.) × 1.01605	=
Metric Tons (1000 Kg.)	=

Square Inches × 645.163	= square millimeters.
Square Inches × 6.45163	= square centimeters.
Square Feet × .0929	= square meters.
Square Yards × .83613	= square meters.
Acres × .40469	= hectares.
Acres × .0040469	= square kilometers.
Square Miles × 2.5899	= square kilometers.

Fluid Ounces × 29.57	= cubic centimeters.
Cubic Inches × 16.387	= cubic centimeters.
Fluid Drams × 3.69	= cubic centimeters.
Cubic Inches × .016387	= liters.
Quarts × .94636	= liters.
Gallons × 3.78543	= liters.
Cubic Feet × 28.316	= liters.
Gallons × .0378543	= hectoliters.
Cubic Feet × .28316	= hectoliters.
Bushels (2150.42 cu. in.) × .352379	= hectoliters.
Cubic Yards × 7.645	= hectoliters.
Gallons × .00378543	= cubic meters.
Cubic Feet × .028316	= cubic meters.
Cubic Yards × .7645	= cubic meters.

TABLE OF SPEEDS

The Table below gives the broad range (R.P.M* and F.P.M**) for Tapco CC-B, CC-HD & CC-XD elevator buckets. This table is provided for general reference only and does not necessarily mean all products will properly discharge over the entire speed range in all bucket elevators. Each elevator manufacturer has its own unique head design and their recommended speed range may vary from this table.

CC-B, CC-HD & CC-XD SPEEDS

Pulley / Sprocket Diameter (Inches)	Pulley / Sprocket Circumference (Feet)	R.P.M. Min.	R.P.M. Max.	F.P.M. Min.	F.P.M. Max.
8"	2.09'	85	170	178	356
10"	2.62'	85	170	223	445
12"	3.14'	75	145	236	456
14"	3.67'	65	120	238	440
16"	4.19'	55	100	230	419
18"	4.71'	55	90	259	424
20"	5.24'	55	85	288	445
22"	5.76'	55	85	288	445
24"	6.28'	42	80	264	503
30"	7.85'	42	80	330	628
36"	9.42'	42	80	396	754
42"	11.00'	40	70	440	770
48"	12.57'	40	65	503	817
54"	14.14'	40	65	566	919
60"	15.71'	40	60	628	942
72"	18.85'	40	55	754	1037
84"	22.00'	34	50	748	1100
96"	25.13'	30	45	754	1131

*R.P.M. - Revolutions per minute of head pulley or sprocket.

**F.P.M. - Feet per minute of belt or chain.

The Table below gives the broad range (R.P.M* and F.P.M**) for Tapco Super EuroBuckets and EuroBuckets. This table is provided for general reference only and does not necessarily mean all products will properly discharge over the entire speed range in all bucket elevators.

SUPER EUROBUCKET & EUROBUCKET SPEEDS

Pulley / Sprocket Diameter (Inches)	Pulley / Sprocket Circumference (Feet)	R.P.M. Min.	R.P.M. Max.	F.P.M. Min.	F.P.M. Max.
10"	2.62'	106	212	278	555
12"	3.14'	89	189	278	594
16"	4.19'	76	142	317	594
20"	5.24'	64	121	336	634
24"	6.28'	60	101	377	634
32"	8.36'	52	83	436	695
40"	10.47'	47	66	495	693
50"	13.09'	42	61	545	798

*R.P.M. - Revolutions per minute of head pulley or sprocket.

**F.P.M. - Feet per minute of belt or chain.

IMPORTANT: Head and boot design, head venting, loading, belt tension, plumb of head and boot pulley, product flowability and product density, all have an effect on the speeds at which an elevator can run and still discharge properly.

COMPUTING BUCKET ELEVATOR CAPACITY

Note: Traditional formulas for computing elevator capacity are based on the bucket manufacturer's published gross bucket capacity. Tapco recommends using water level bucket capacities because published gross capacities are inaccurate and irrelevant. Tapco can provide the water level capacity for any size and brand of bucket.

To figure the capacity of a bucket elevator you must first know the following:

- CAPACITY** of the bucket at water level (cubic inches).
- SPACING** of the buckets on the belt or chain (centers).
- NUMBER OF ROWS** of buckets on the belt or chain.
- SPEED** of the belt or chain (feet per minute). See formula below.
- PRODUCT WEIGHT** per cubic foot (only if answer is desired in tons or metric tons).

Then proceed as follows: Multiply the capacity of the bucket times the spacing multiplier in the table below times the number of rows of buckets. This will give the capacity in cubic inches of each running foot of the belt or chain. Multiply this times the speed of the belt or chain for the capacity discharged per minute. Then multiply by 60 to get the capacity discharged per hour. The answer will be in cubic inches.

Convert as follows:

- BUSHEL** - Divide by 2,150 to convert bushels.
- CUBIC FEET** - Divide by 1,728 to convert to cubic feet.
- TONS** - Multiply cubic feet capacity times weight of product per cubic foot and divide by 2,000.
- METRIC TONS** - Multiply cubic feet capacity times weight of product per cubic foot and divide by 2,204.62.

You now have the water level capacity of the elevator. Actual capacity would range from 10% to 20% above water level. For engineering purposes, Tapco recommends using 10% above water level capacity. Greater capacity may be realized in the elevator, however, this is dependent on several factors besides the buckets: head and boot design, loading and discharge, angle of repose of the product, etc..

CAPACITY FORMULAS (Based on water level bucket fill)

For BUSHEL per hour:

capacity of bucket water level	spacing multiplier	number of rows	speed feet/min.	min./hr.	cu. in./bu.	bu./hr. water level	+10% actual capacity	bu./hr. actual
_____	x _____	x _____	x _____	x 60	÷ 2,150	= _____	x 1.10	= _____
_____	x _____	x _____	x _____	x 60	÷ 2,150	= _____	x 1.10	= _____
_____	x _____	x _____	x _____	x 60	÷ 2,150	= _____	x 1.10	= _____
_____	x _____	x _____	x _____	x 60	÷ 2,150	= _____	x 1.10	= _____

For CUBIC FEET per hour:

capacity of bucket water level	spacing multiplier	number of rows	speed feet/min.	min./hr.	cu. in./cu. ft.	cu. ft./hr. water level	+10% actual capacity	cu. ft./hr. actual
_____	x _____	x _____	x _____	x 60	÷ 1,728	= _____	x 1.10	= _____
_____	x _____	x _____	x _____	x 60	÷ 1,728	= _____	x 1.10	= _____
_____	x _____	x _____	x _____	x 60	÷ 1,728	= _____	x 1.10	= _____
_____	x _____	x _____	x _____	x 60	÷ 1,728	= _____	x 1.10	= _____

For TONS per hour: First determine cubic feet/hr. at water level using above formula then proceed as follows:

cu. ft./hr. water level	product weight per cu. ft.(lbs.)	lbs./ton	tons/hr. water level	+10% actual capacity	tons/hr. actual
_____	x _____	÷ 2,000	= _____	x 1.10	= _____
_____	x _____	÷ 2,000	= _____	x 1.10	= _____
_____	x _____	÷ 2,000	= _____	x 1.10	= _____

For METRIC TONS per hour: First determine cubic feet/hr. at water level using above formula then proceed as follows:

cu. ft./hr. water level	product weight per cu. ft.(lbs.)	lbs. metric tons	metric tons/hr. water level	+10% actual capacity	metric tons/hr. actual
_____	x _____	÷ 2,204.62	= _____	x 1.10	= _____
_____	x _____	÷ 2,204.62	= _____	x 1.10	= _____
_____	x _____	÷ 2,204.62	= _____	x 1.10	= _____

SPACING multipliers: For determining number of buckets per foot of belt or chain. Below multipliers are calculated by dividing one foot (12") by the bucket spacing dimension in inches.

Bucket Spacing on belt or chain	3½"	4"	4½"	5"	5½"	6"	6½"	7"	7½"	8"	8½"	9"	9½"	10"	10½"	11"	11½"	12"	13"	14"	15"	16"	17"	18"
Multiplier	3.43	3.00	2.67	2.40	2.18	2.00	1.85	1.71	1.60	1.50	1.41	1.33	1.26	1.20	1.14	1.09	1.04	1.00	.92	.86	.80	.75	.71	.67

FEET PER MINUTE FORMULA: Belt or chain speed can be determined if the head pulley or sprocket diameter and R.P.M. of the head shaft is known.

$$\frac{\pi}{3.1416} \times \text{head pulley dia./in.} \times \text{RPM} \div 12 = \text{feet/min.}$$

SPOUTING CAPACITY TABLE

Approximate Bushels Per Hour, Unlined Downspouting

ROUND SPOUTING

SIZE DIA.	SQUARE INCHES	BPH
6"	28.27	1,837
7"	38.49	2,501
8"	50.27	3,267
9"	63.62	4,135
10"	78.54	5,105
11"	95.03	6,177
12"	113.1	7,351
13"	132.7	8,625
14"	153.9	10,003
15"	176.7	11,485
16"	201.1	13,071
17"	226.9	14,748
18"	254.5	16,542
19"	283.5	18,427
20"	314.2	20,423
21"	346.4	22,516
22"	380.1	24,706
23"	415.5	27,007
24"	452.4	29,406

SQUARE SPOUTING

SIZE DIA.	SQUARE INCHES	BPH
6"	36	2,340
7"	49	3,185
8"	64	4,160
9"	81	5,265
10"	100	6,500
11"	121	7,865
12"	144	9,360
13"	169	10,985
14"	196	12,740
15"	225	14,625
16"	256	16,640
17"	289	18,785
18"	324	21,060
19"	361	23,465
20"	400	26,000
21"	441	28,665
22"	484	31,460
23"	529	34,385
24"	576	37,440

Estimated on 65 bushels per hour per square inch of spout. 45° fall of free flowing material, with a minimum number of elbows.

1.244 cu. ft. = 1 bushel

$\frac{1 \text{ bushel}}{.8038} = 1 \text{ cu. ft.}$

HEAD SHAFT DIAMETER PER HORSEPOWER RATING

HORSE-POWER	SHAFT DIA.
1 - 2	1-7/16"
3	1-15/16"
5	2-3/16"
7-1/2 - 10	2-7/16"
15	2-15/16"
20	3-3/16"
25 - 30	3-7/16"

HORSE-POWER	SHAFT DIA.
40	3-15/16"
50 - 60	4-7/16"
75 - 100	4-15/16"
125	5-7/16"
150	5-15/16"
200	7"
250	7"

NOTE: Above suggested data should serve as a guideline, Tapco Inc. assumes no liability from their use.

CONVERSION TABLE

Inches to Millimeters

Fractions	Decimals	Millimeters	Millimeters	Decimals	Fractions
	.0156	.3969	13.0969	.5156	
1/32	.0312	.7938	13.4938	.5312	17/32
	.0469	1.1906	13.8906	.5469	
1/16	.0625	1.5875	14.2875	.5625	9/16
	.0781	1.9844	14.6844	.5781	
3/32	.0938	2.3813	15.0813	.5938	19/32
	.1094	2.7781	15.4781	.6094	
1/8	.125	3.1750	15.8750	.625	5/8
	.1406	3.5719	16.2719	.6406	
5/32	.1562	3.9688	16.6688	.6562	21/32
	.1719	4.3656	17.0656	.6719	
3/16	.1875	4.7625	17.4625	.6875	11/16
	.2031	5.1594	17.8594	.7031	
7/32	.2188	5.5563	18.2563	.7188	23/32
	.2344	5.9531	18.6531	.7344	
1/4	.250	6.3500	19.0500	.750	3/4
	.2656	6.7469	19.4469	.7656	
9/32	.2812	7.1438	19.8438	.7812	25/32
	.2969	7.5406	20.2406	.7969	
5/16	.3125	7.9375	20.6375	.8125	13/16
	.3281	8.3344	21.0344	.8281	
11/32	.3438	8.7313	21.4313	.8438	27/32
	.3594	9.1281	21.8281	.8594	
3/8	.375	9.5250	22.2250	.875	7/8
	.3906	9.9219	22.6219	.8906	
13/32	.4062	10.3188	23.0188	.9062	29/32
	.4219	10.7156	23.4156	.9219	
7/16	.4375	11.1125	23.8125	.9375	15/16
	.4531	11.5094	24.2094	.9531	
15/32	.4688	11.9063	24.6063	.9688	31/32
	.4844	12.3031	25.0031	.9844	
1/2	.500	12.7000	25.4000	1.000	1

CC-HD & CC-XD AGRICULTURAL ELEVATOR BUCKETS

SIZE (Nominal) Millimeter	SIZE (Nominal) Inches	Number Per Carton	Buckets Per Skid	Length (Inches)	Width (Inches)	Depth (Inches)	Cubic Feet Per Box	Cubic Meters Per Box
80-60	3 X 2	24	4320	13	8-1/2	4	0.3	.01
120-80	4 X 3	24	2400	19	11	5-1/4	0.6	.02
140-120	5 X 4	24	1296	14-3/4	12	13	1.2	.03
160-120	6 X 4	24	1296	14-3/4	12	15	1.4	.04
180-120	7 X 4	24	1152	14-3/4	12	16	1.6	.05
160-140	6 X 5	24	720	23-3/4	11-3/4	14	2.3	.06
180-140	7 X 5	24	720	23-3/4	11-3/4	16	2.5	.07
200-140	8 X 5	24	576	23	12	18-3/4	2.7	.08
230-140	9 X 5	24	576	23	12	20-3/4	3.0	.09
260-140	10 X 5	24	432	23	12	22-3/4	3.6	.10
280-140	11 X 5	24	432	23-3/4	12	23-3/4	3.9	.11
300-140	12 X 5	24	432	23-3/4	12	25-3/4	4.2	.12
200-160	8 X 6	24	384	21	19-3/4	17-3/4	4.3	.12
230-160	9 X 6	24	384	21	19-3/4	19-3/4	4.7	.13
260-160	10 X 6	24	384	21	19-3/4	21-3/4	5.2	.15
280-160	11 X 6	24	288	21	19-3/4	23-3/4	5.7	.16
300-160	12 X 6	24	288	21	19-3/4	25-3/4	6.2	.17
330-160	13 X 6	12	240	21	18-3/4	14	3.4	.10
350-160	14 X 6	12	240	21	18-3/4	19	3.4	.10
260-180	10 X 7	8	192	43-3/4	12	8-1/4	2.5	.07
280-180	11 X 7	8	192	43-3/4	13	8-1/4	2.8	.08
300-180	12 X 7	8	160	43-3/4	14	8-1/4	2.9	.08
330-180	13 X 7	8	160	43-3/4	15	8-1/4	3.1	.09
350-180	14 X 7	8	160	43-3/4	16	8-1/4	3.4	.10
370-180	15 X 7	8	128	43-3/4	17	8-1/4	3.6	.10
400-180	16 X 7	8	128	43-3/4	18	8-1/4	3.8	.11
450-180	18 X 7	11	176	50-1/2	10	20-1/4	5.9	.17
500-180	20 x 7	11	176	49-1/4	10	22-1/2	6.5	.19
260-215	10 X 8	8	192	49-1/4	9-1/4	12	3.2	.09
280-215	11 X 8	8	192	49-1/4	9-1/4	13	3.4	.09
300-215	12 X 8	8	160	49-1/4	9-1/4	14	3.6	.10
330-215	13 X 8	8	160	49-1/4	9-1/4	15	3.9	.11
350-215	14 X 8	8	160	49-1/4	9-1/4	16	4.2	.11
370-215	15 X 8	8	128	49-1/4	9-1/4	17	4.5	.12
400-215	16 X 8	8	128	50-1/2	9-1/2	18-1/4	5.0	.15
450-215	18 X 8	8	128	50-1/2	9-1/2	20-1/4	5.7	.17
500-215	20 X 8	8	128	49-1/4	10	22-1/2	6.5	.19
400-250	16 X 9	6	96	45	17	10	4.5	.12
500-250	20 X 9	6	96	45	21-1/2	10	5.5	.15
CC-XD	CC-XD	CC-XD	CC-XD	CC-XD	CC-XD	CC-XD	CC-XD	CC-XD
280-180	11 X 7	8	192	44	13	9	3.0	.08
300-180	12 X 7	8	160	44	14	9	3.2	.09
330-180	13 X 7	8	160	44	15	9	3.4	.10
350-180	14 X 7	8	128	44	16	9	3.7	.10
370-180	15 X 7	8	128	44	17	9	3.8	.10
400-180	16 X 7	8	128	44	17	9	3.9	.11
300-215	12 X 8	8	160	50	10	14	4.1	.12
350-215	14 X 8	8	160	50	10	16	4.6	.13
400-215	16 X 8	8	128	50	10	18	5.2	.15
450-215	18 X 8	8	128	50	10	20	5.8	.16
500-215	20 X 8	8	128	50	10	22	6.4	.18
500-260	20 X 10	6	72	50	22	13	8.3	.24

U-HD AGRICULTURAL ELEVATOR BUCKETS

BOX DIMENSIONS

SIZE (Nominal) Millimeter	SIZE (Nominal) Inches	Number Per Carton	Buckets Per Skid	Length (Inches)	Width (Inches)	Depth (Inches)	Cubic Feet Per Box	Cubic Meters Per Box
120-80	4 X 3	24	1400	19	11	5-1/4	0.6	.02
160-120	6 X 4	24	960	18-1/2	8-3/4	12-3/4	1.2	.03
180-120	7 X 4-1/2	24	1200	18-1/2	8-3/4	14-3/4	1.4	.04
230-150	9 X 5-1/2	24	768	23	12	19-3/4	3.0	.09
280-150	11 X 5-1/2	24	288	21	19-3/4	23-3/4	5.7	.16
280-180	11 X 7	8	192	43-3/4	13	8-1/4	2.8	.08

EUROBUCKET AGRICULTURAL STYLE

BOX DIMENSIONS

SIZE (Nominal) Millimeter	SIZE (Nominal) Inches	Number Per Carton	Buckets Per Skid	Length (Inches)	Width (Inches)	Depth (Inches)	Cubic Feet Per Box	Cubic Meters Per Box
100-90	4 X 3-1/2	20	2000	18	8	5	.4	.02
130-120	5 X 4-1/2	20	1200	21	11	6	.8	.03
140-120	6 X 5	20	1200	21	11	7	1.0	.03
180-140	7 X 5-1/2	20	960	24	13	9	1.8	.05
200-140	8 X 5-1/2	20	960	24	13	9	1.8	.05
230-160	9 X 6-1/2	20	480	28	14	11	2.5	.07
280-165	11 X 6-1/2	20	480	26	13-1/4	12	2.4	.07
300-180	12 X 7	20	300	32	16	13	3.9	.11
330-215	13 X 8-1/2	15	225	28	18-1/4	14-1/4	4.1	.12
370-215	15 X 8-1/2	15	225	26-1/4	18-1/2	16	4.3	.13

AA INDUSTRIAL ELEVATOR BUCKETS

BOX DIMENSIONS

Style AA NYLON, POLYETHYLENE AND URETHANE BUCKETS

SIZE (Nominal) Millimeter	SIZE (Nominal) Inches	Number Per Carton	Buckets Per Skid	Length (Inches)	Width (Inches)	Depth (Inches)	Cubic Feet Per Box	Cubic Meters Per Box
120-70	4 X 2-3/4	84	8400	14-3/4	12	12	1.2	.03
140-90	5 X 3-1/2	90	1800	31	15	13	3.1	.08
160-120	6 X 4	32	1920	19	9	13	1.6	.05
180-120	7 X 4-1/2	36	1728	19	9	15	2.5	.07
200-140	8 X 5	36	864	23	12	17-3/4	2.7	.08
260-160	10 X 6	24	480	23	18-3/4	14	3.4	.10
300-180	12 X 7	14	280	45-1/2	13-1/2	8-1/4	2.9	.08
350-180	14 X 7	12	280	45-1/2	16	8-3/8	3.5	.10
350-215	14 X 8	14	280	51-1/2	10	16	4.0	.11
400-215	16 X 8	12	192	51-1/2	10	18	4.6	.13
450-215	18 X 8	12	192	51-1/2	10	19	5.1	.14
450-260	18 X 10	6	96	35	19-1/2	12	4.8	.13

Box Sizes Subject to Change Without Notice.