



Product Handbook

JANUARY 1, 2015

BCPPHB6

Belt Conveyor Products



2525 Wisconsin Avenue, Downers Grove, Illinois 60515

Phone: 1-630-971-0150 Fax: 1-630-971-1180

Customer Service: 1-800-541-8028

www.flexco.com

GOODYEAR
GOODYEARBELTING.COM

Call Toll Free: 1-866-711-4673
International: +1-727-342-5086

**We Ship
World Wide**

GOODYEAR
GOODYEARBELTING.COM

Call Toll Free: 1-866-711-4673
International: + 1-727-342-5086

**We Ship
World Wide**

GOODYEAR
GOODYEARBELTING.COM

Call Toll Free: 1-866-711-4673
International: + 1-727-342-5086

**We Ship
World Wide**

GOODYEAR
GOODYEARBELTING.COM

Call Toll Free: 1-866-711-4673
International: + 1-727-342-5086

**We Ship
World Wide**

Table of Contents

Belt Cleaners

Belt Cleaner Information and Selection Guide	page 6
---	---------------

Precleaners

EZP1 Standard, Twist Tensioner and Hi-Temp Precleaners; ConShear™ Replacement Blades	page 11
EZP-LS Limited Space Precleaner	page 24
MSP Standard Mine-Duty Precleaner & ConShear™ Replacement Blades	page 33
MMP Medium Mine-Duty Precleaner & TuffShear™ Replacement Blades	page 39
MHP Heavy Mine-Duty Precleaner & MegaShear™ Replacement Blades	page 47
MHCP Heavy-Duty Cartridge Precleaner & SuperShear™ Replacement Blades	page 54
H-Type® Precleaners	page 59

Secondary Cleaners

EZS2 Secondary Cleaners	page 70
Y-Type™ Secondary Cleaners	page 74
P-Type® & P-Type LS (Limited Space) Secondary Cleaners	page 77
R-Type® Reversing Secondary Cleaners	page 81
FMS Medium-Duty Secondary Cleaner	page 84
MHS HD Secondary Cleaners	page 87
P-Type® Secondary Cleaners with Enhanced Service Advantage™ Cartridge	page 97
R-Type® Secondary Cleaners with Enhanced Service Advantage™ Cartridge	page 101
MHS HD Secondary Cleaners with Enhanced Service Advantage™ Cartridge	page 105
MHS HD Secondary Cleaners with Service Advantage™ Cartridge—Legacy Replacement Parts.....	page 109
U-Type® Secondary Cleaners	page 110
MDWS DryWipe Secondary Cleaner	page 115
Motorized Brush Cleaner	page 119
Chevron Belt Cleaner	page 122

Optional Mounting Kits and Accessories

Optional Mounting Kits	page 123
Spring Tensioner Accessories.....	page 124

Belt Cleaner Accessories

Inspection Door	page 125
Spray Pole Systems.....	page 127
Stabilizing Return Rollers and Kits.....	page 128
Live-Shaft Hold-down Rollers	page 129
Optional Installation Tools	page 130
Legacy Belt Cleaner Parts—H-Type® and I-Type™	page 131

Replacement Blades for Other OEM Cleaners

ConShear™ Replacement Blades for Other OEM Cleaners	page 133
--	-----------------

Martin Engineering	page 135
Arch/Gordon	page 138
Superior Exterra®	page 140
ASGCO	page 141
Argonics	page 142
Stephens-Adamson Metso/Trellex	page 143
Martin Engineering Durt Hawg®	page 144

Belt Plows

V-Plows and Diagonal Plows.....	page 145
---------------------------------	----------

Impact Beds

Flexco Slider and Impact Beds	page 149
--	-----------------

EZSB-C and EZSB-I Slider Beds; EZIB-L and EZIB-M Impact Beds; Adjustable Idler Sets.....	page 150
--	----------

DRX® Impact Beds	page 158
-------------------------------	-----------------

DRX200, DRX750 and DRX1500 Impact Beds; DRX3000 Dynamic Bed	page 159
Optional Parts and Tools.....	page 163

Belt Positioners and Trainers

Belt Positioner™, PT Smart™ and PT Max™	page 164
---	----------

Skirting Systems

Skirt Clamps—RMC1, Flex-Lok™ and FlexSeal™	page 173
--	----------

Belt Maintenance Tools

Flexco® Belt Cutters, Far-Pul® HD® Belt Clamps, and Flex-Lifter™	page 176
--	----------

Pulley Lagging

Belt Cleaner Information and Selection Guide

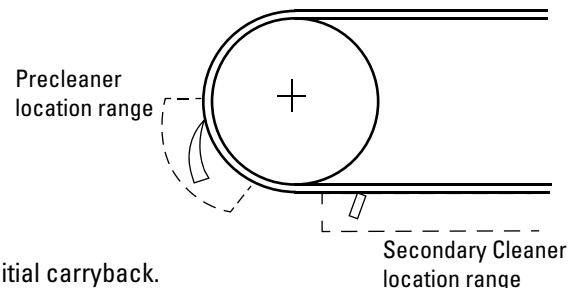
Why Are Belt Cleaners Needed?

- **Saves Money**
 - Increases belt wear life.
 - Extends life of rollers, pulleys and splices.
 - High cost of accidents.
- **Reduces Maintenance Costs**
 - Minimizes manual cleanup.
 - Protects against belt mistracking.
 - Reduces conveyor component replacement costs.
 - Reducing carryback from 3% to 1% means a 67% reduction in maintenance costs.
- **Keeps Conveyors Running Efficiently and Consistently**
 - Reduces unscheduled downtime.
 - Increases production uptime.
- **Improves Safety**
 - Reduces housekeeping problems.
 - 42% of conveyor-related accidents happen while maintenance tasks are being done.



Types of Belt Cleaners

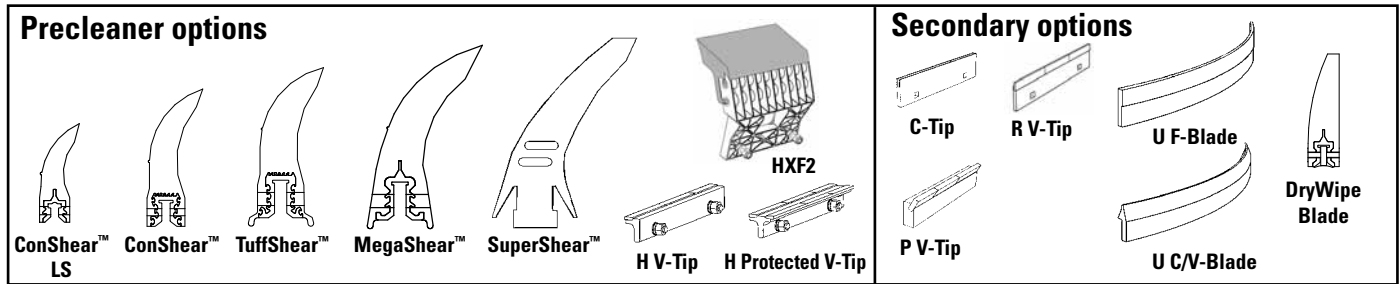
- **Precleaners**
 - Mounted on the head pulley.
 - Mounted below the material flow.
 - Blade is always narrower than the belt width.
 - Ideally, the blade covers just the belt's material path.
 - Removes the big stuff. Typically cleans off up to 80% of the initial carryback.
- **Secondary Cleaners**
 - Located just past where the belt leaves the head pulley and anywhere down the beltline.
 - Special secondaries may allow for mounting under the head pulley.
 - Blade width is always the belt width or wider.
 - Removes sticky fines – the final cleaning job.
 - Cleaning efficiencies can be 90% +.
 - May require a hold-down roller for maximum performance.
- **Specialty Cleaners**
 - Precleaners or Secondaries designed especially for specific or extreme applications.



Definition of Terms

- **Carryback** - Material that sticks to the belt after it leaves the transfer point and continues falling off along the conveyor's return side.
- **Material Path** - The section of the belt where most of the material is conveyed. Typically the center 2/3 of the belt.
- **Hold-Down Roller** - A stabilizing roller or pressure roller located on top of the return side of the belt to prevent belt flap or to provide a consistent flat surface for the blades on a lighter-

Types of Cleaner Blades



F-Tip/Blade - for mechanically fastened belts V-Tip/Blade - for vulcanized belts only C-Tip/Blade - for both

Urethane Blades

Not all urethanes are the same. Flexco's urethane blades are specially formulated for abrasion resistance and long wear. Independent testing has shown that Flexco's urethane blades last as much as 30% longer than other OEM blades.

- Easy on the belt.
- Work well with mechanical splices.
- Economical.
- Specialty formulations for high heat, chemical resistance, or water removal.

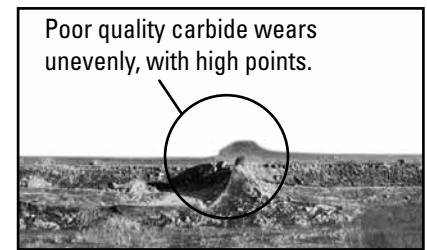


Less advanced urethane formulations result in blades that experience quicker wear and provide less-efficient cleaning.

Tungsten Carbide

Excellent for superior cleaning efficiency and long wear. The quality and application of carbides can vary. Flexco has invested years of research and testing to develop tungsten carbide tips for both vulcanized and mechanically fastened belts. And a quality process ensures consistent results.

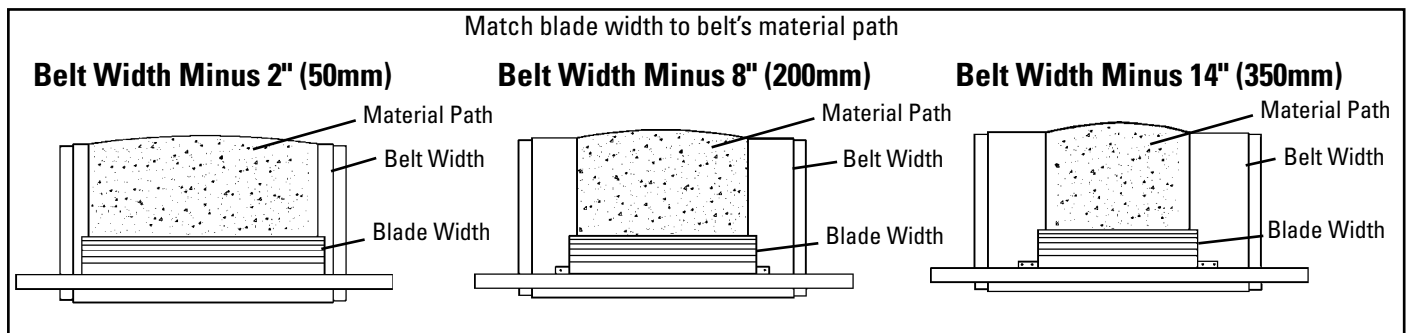
- Superior cleaning.
- Long wear.
- C-Tips/blades for mechanical splices and V-Tips/blades for vulcanized belts.



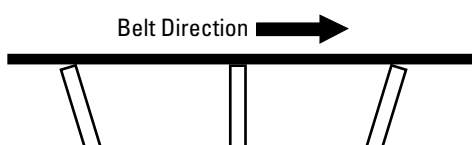
Poor quality carbide wears unevenly, with high points.

The "Material Path" Option (for Precleaners)

For optimal cleaning and reduced blade retensioning, the cleaner blade width should be sized to fit the material path of the belt. The material path is typically the center 2/3 of the belt width. Choosing a blade only slightly wider than the material path can decrease differential blade wear which reduces blade retensioning maintenance, as well as reducing the frequency of blade replacement.



Blade Angle (Secondary Cleaners)



1. **Aggressive** - excellent cleanability, high risk for belt damage.
2. **90° to belt** - good cleaning efficiency; must have good blade relief for splices.
3. **Wiping** - a little less cleaning power; safer on belts in poor

Belt Cleaning Systems

Many applications will require more than one belt cleaner to do a satisfactory cleaning job. A typical system includes a precleaner (to knock off the initial flow of carryback), one or more secondary cleaners (to take off the sticky fines) and many times, a final specialty cleaner (to remove the water).

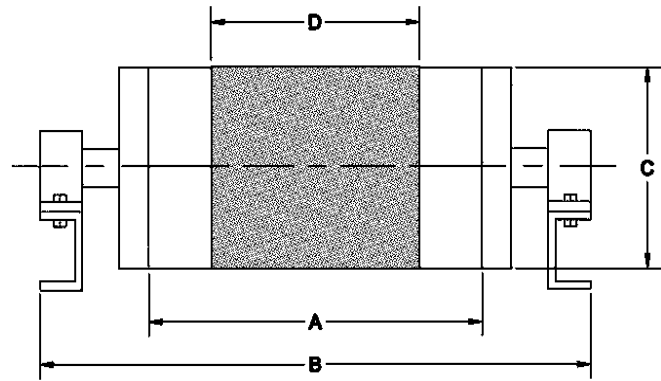
Keys to Good Belt Cleaning

- Proper cleaner selection for the application
- Correct installation
- Regular service maintenance

Spec'ing and Ordering Belt Cleaners

Information needed:

- Belt width
- Conveyor frame (structure) width
- Head pulley diameter
- For precleaners - what is the belt's material path
- Material conveyed (dry, wet, sticky, etc.)
- Type of belt splice:
 - Mechanical - skived or unskived
 - Vulcanized
- Temperature or other extreme environmental factors
- Does the belt reverse



Precleaner Selection Guide

PRECLEANER SPECIFICATION CHART











Application Description	EZP-LS	EZP1	MSP	MMP	MHP	MHCP
Belt Width*	12" - 60" (300 - 1500mm)	12" - 72" (300 - 1800mm)	24" - 84" (600 - 2100mm)	24" - 96" (600 - 2400mm)	24" - 96" (600 - 2400mm)	24" - 84" (600 - 2100mm)
Belt Speed	500fpm (2.5M/sec)	700fpm (3.5M/sec)	700fpm (3.5M/sec)	1000fpm (5M/sec)	1500fpm (7.5M/sec)	1200fpm (6M/sec)
Head Pulley Diameter	6" - 22" (150 - 550mm)	10" - 36" (250 - 900mm)	16" - 42" (400 - 1050mm)	16" - 48" (400 - 1200mm)	20" - 84" (500 - 2100mm)	20" - 48" (500 - 1200mm)
Reversing Belts	Yes	Yes	Yes	Yes	Yes	Yes
Mechanical Fasteners	Yes	Yes	Yes	Yes	Yes	Yes

PRECLEANER SPECIFICATION CHART (cont.)

Application Description	H-Type®	H-Type®	High Temp
	(XF2- & XF-Tips)	(V-Tips)	(V-Tips)
Belt Width*	18" - 72" (450 - 1800mm)	18" - 72" (450 - 1800mm)	18" - 48" (450 - 1200mm)
Belt Speed	1000fpm (5M/sec)	1000fpm (5M/sec)	1000fpm (5M/sec)
Head Pulley Diameter	10" - 47" (250 - 1175mm)	10" - 67" (250 - 1675mm)	8" - 35" (200 - 875mm)
Reversing Belts	Yes	Yes	Yes
Mechanical Fasteners	Yes	No	No







*Special sizes available upon request.

PRECLEANER BLADE SPECIFICATIONS

										
Blade Type	ConShear™ LS	ConShear™ LS High Temp	ConShear™ LS White (Chemical Resistant/Food Grade) ‡	ConShear™ High Temp	ConShear™ High Temp	ConShear™ White (Chemical Resistant/Food Grade) ‡	TuffShear™	TuffShear™ High Temp	MegaShear™	SuperShear™
Belt Speed	500fpm (2.5M/sec)	500fpm (2.5M/sec)	500fpm (2.5M/sec)	700fpm (3.5M/sec)	700fpm (3.5M/sec)	700fpm (3.5M/sec)	1000fpm (5M/sec)	1000fpm (5M/sec)	1500fpm (7.5M/sec)	1200fpm (6M/sec)
Temperature Range	-30 to 180°F (-35 to 82°C)	up to 275°F (135°C) with spikes to 325°F (163°C)	-30 to 180°F (-35 to 82°C)	-30 to 180°F (-35 to 82°C)	up to 275°F (135°C) with spikes to 325°F (163°C)	-30 to 180°F (-35 to 82°C)	-30 to 180°F (-35 to 82°C)	up to 275°F (135°C) with spikes to 325°F (163°C)	-30 to 180°F (-35 to 82°C)	-30 to 180°F (-35 to 82°C)
Urethane	Yes	Yes	Yes	Yes	Yes	Yes	Yes	Yes	Yes	Yes
Durometer	83	93	83	83	93	83	83	93	90	90
Tungsten Carbide	No	No	No	No	No	No	No	No	No	No
Work with Mechanical Fasteners	Yes	Yes	Yes	Yes	Yes	Yes	Yes	Yes	Yes	Yes

‡ All ingredients used in the urethane formulation of this blade comply with the relevant requirements of 21 CFR (FDA Code of Federal Regulations) for use in repeated bulk dry food applications

PRECLEANER BLADE SPECIFICATIONS

						
Blade Type	HXF	HXF2	H V-Tip	H Protected V-Tip	HV2 Tip	Protected HV2 Tip
Belt Speed	700fpm (3.5M/sec)	700fpm (3.5M/sec)	1000fpm (5M/sec)	1000fpm (5M/sec)	1500fpm (7.5M/sec)	1500fpm (7.5M/sec)
Temperature Range	-30 to 180°F (-35 to 82°C)	-30 to 180°F (-35 to 82°C)	-30 to 400°F (-35 to 205°C)	-30 to 400°F (-35 to 205°C)	-30 to 400°F (-35 to 205°C)	-30 to 400°F (-35 to 205°C)
Urethane	Yes	Yes	No	No	No	No
Durometer	84	83	N/A	N/A	N/A	N/A

GOODYEAR
GOODYEARBELTING.COM

Call Toll Free: 1-866-711-4673
International: +1-727-342-5086

**We Ship
World Wide**

Secondary Cleaner Selection Guide

SECONDARY CLEANER SPECIFICATION CHART

Application Description	Y-Type	EZS2	EZS2 High Temp	MSS (C-Tip)	MSS (V-Tip)	MHS (C-Tip)	MHS (V-Tip)	MDWS	P-Type® (C-Tip)	P-Type (V-Tip)
Belt Width*	18" - 48" 450 - 1200mm	18" - 72" 450 - 1800mm	18" - 72" 450 - 1800mm	24" - 84" 600 - 2100mm	24" - 84" 600 - 2100mm	24" - 96" 600 - 2400mm	24" - 96" 600 - 2400mm	24" - 96" 600 - 2400mm	18" - 72" 450 - 1800mm	18" - 72" 450 - 1800mm
Belt Speed	600fpm (3M/sec)	700fpm (3.5M/sec)	700fpm (3.5M/sec)	1000fpm (5M/sec)	1000fpm (5M/sec)	1200fpm (6M/sec)	1200fpm (6M/sec)	1000fpm (5M/sec)	1000fpm (5M/sec)	1000fpm (5M/sec)
Reversing Belts	Yes	No	No	No	No	Yes	Yes	Yes	No	No
Works with Mechanical Fasteners	Yes	Yes	Yes	Yes	No	Yes	No	Yes	Yes	No











*Special sizes available upon request.

SECONDARY CLEANER SPECIFICATION CHART (cont.)

Application Description	P-Type (V-Tip)	U-Type® (F-Blade)	U-Type (C-Blade)	U-Type (V-Blade)	R-Type® (C-Tip)	R-Type (V-Tip)	Chevron	Brush Cleaner
Belt Width*	18" - 72" 450 - 1800mm	18" - 84" 450 - 2100mm	18" - 84" 450 - 2100mm	18" - 84" 450 - 2100mm	18" - 72" 450 - 1800mm	18" - 72" 450 - 1800mm	18" - 60" 450 - 1500mm	18" - 84" 450 - 2100mm
Belt Speed	1000fpm (5M/sec)	1000fpm (5M/sec)	1300fpm (6.6M/sec)	1300fpm (6.6M/sec)	1000fpm (5M/sec)	1000fpm (5M/sec)	500fpm (2.5M/sec)	700fpm (3.5M/sec)
Reversing Belts	No	No	No	No	Yes	Yes	Yes	No
Works with Mechanical Fasteners	No	Yes	Yes	No	Yes	No	Yes	Yes

*Special sizes available upon request.

SECONDARY CLEANER BLADE SPECIFICATIONS

										
Blade Type	C-Tip	P V-Tip	Y-Type Blade	DryWipe Blade	U F-Blade	U C-Blade	U V-Blade	R V-Tip	Chevron	Brush Cleaner
Belt Speed	1200fpm (6M/sec)	1000fpm (5M/sec)	600fpm (3M/sec)	1000fpm (5M/sec)	1000fpm (5M/sec)	1300fpm (6.6M/sec)	1300fpm (6.6M/sec)	1200fpm (6M/sec)	500fpm (2.5M/sec)	700fpm (3.5M/sec)
Temperature Range	-30 to 400°F -35 to 205°C	-30 to 400°F -35 to 205°C	-30 to 180°F -35 to 82°C	-30 to 180°F -35 to 82°C	-30 to 180°F -35 to 82°C	-30 to 180°F -35 to 82°C	-30 to 180°F -35 to 82°C	-30 to 400°F -35 to 205°C	-30 to 180°F -35 to 82°C	-20 to 180°F -30 to 82°C
Urethane	No	No	Yes	Yes	Yes	Rubber	Rubber	No	Rubber	Polypropylene
Durometer	N/A	N/A	86	59	90	84	83	N/A	N/A	N/A
Tungsten Carbide	Yes	Yes	No	No	No	Yes	Yes	Yes	No	No
Works with Mechanical Fasteners	Yes	No	Yes	Yes	Yes	Yes	No	No	Yes	Yes

Product Ordering Information

EZP1 Standard Duty Precleaner



EZP1 Precleaner Belt Width Minus 2" (50mm)

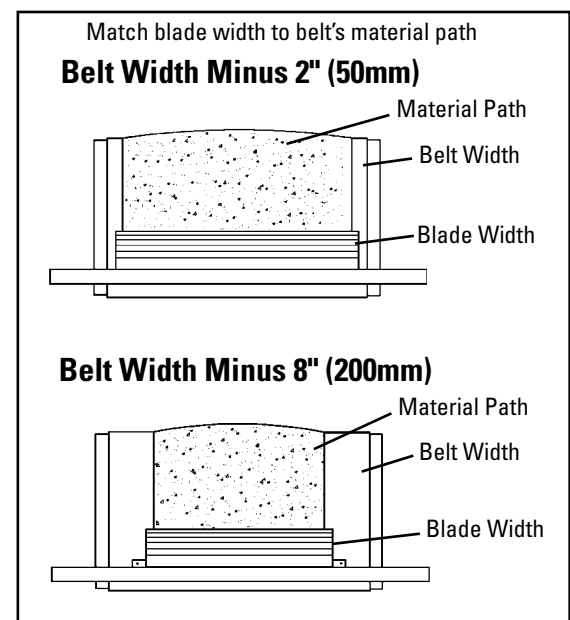
BELT WIDTH		BLADE WIDTH		ORDERING NUMBER	ITEM CODE	WT. LBS.
in.	mm	in.	mm			
12	300	10	250	EZP1-212	75610	49.4
18	450	16	400	EZP1-218	75611	55.3
24	600	22	550	EZP1-224	75612	61.2
30	750	28	700	EZP1-230	75613	67.1
36	900	34	850	EZP1-236	75614	73.0
42	1050	40	1000	EZP1-242	75615	78.9
48	1200	46	1150	EZP1-248	75616	84.8
54	1350	52	1300	EZP1-254	75617	90.7
60	1500	58	1450	EZP1-260	75618	96.6
72	1800	70	1750	EZP1-272	75771	102.5

Lead time: 1 working day

EZP1 Precleaner Belt Width Minus 8" (200mm)

BELT WIDTH		BLADE WIDTH		ORDERING NUMBER	ITEM CODE	WT. LBS.
in.	mm	in.	mm			
12	300	-	-	N/A	N/A	-
18	450	10	250	EZP1-818	75779	51.3
24	600	16	400	EZP1-824	75780	57.2
30	750	22	550	EZP1-830	75781	63.1
36	900	28	700	EZP1-836	75782	69.0
42	1050	34	850	EZP1-842	75783	74.9
48	1200	40	1000	EZP1-848	75784	80.8
54	1350	46	1150	EZP1-854	75785	86.7
60	1500	52	1300	EZP1-860	75786	92.6
72	1800	64	1600	EZP1-872	75774	98.5

Lead time: 1 working day



Product Notes:

- For optimal cleaning and reduced blade retensioning maintenance, the cleaner blade width should be sized to fit the material path of the belt. The material path is typically 2/3 of the belt width. In most cases a blade size of belt width minus 8" (200mm) may be the best selection.
- Each cleaner can be retrofitted with three replacement blade sizes (belt width minus 2" (50mm), minus 8" (200mm), or minus 14" (350mm)).
- Comes complete with universal mounting plates and tensioner.
- Visual tension check. No guesswork on blade tensioning. Simply measure the spring, check label on tensioner and turn adjusting nut to restore optimal tension.
- Works with mechanical splices. Urethane blade glides over splices.
- Compatible with reversing belts.
- For applications requiring longer pole lengths, go to the minus 8" (200mm) chart and select the cleaner one belt width size larger. This will provide a pole 6" (150mm) longer and a blade size of belt width minus 2" (50mm).

U.S. Patent No. D482,508S

GOODYEAR
GOODYEARBELTING.COM

Call Toll Free: 1-866-711-4673
International: +1-727-342-5086

**We Ship
World Wide**

Product Ordering Information

EZP1T Twist Tensioner Precleaner



EZP1T Precleaner with Twist Tensioner Belt Width Minus 2" (50mm)

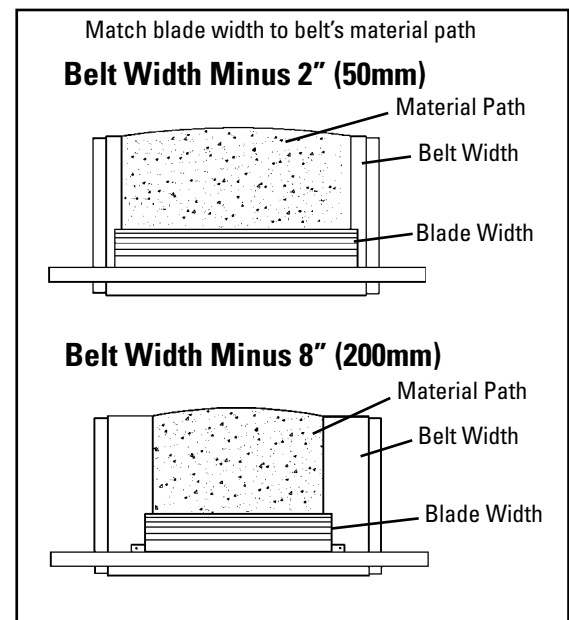
BELT WIDTH		BLADE WIDTH		ORDERING NUMBER	ITEM CODE	WT. LBS.
in.	mm	in.	mm			
12	300	10	250	EZP1T-212	78488	38.5
18	450	16	400	EZP1T-218	78489	44.5
24	600	22	550	EZP1T-224	78490	50.5
30	750	28	700	EZP1T-230	78491	56.5
36	900	34	850	EZP1T-236	78492	62.5
42	1050	40	1000	EZP1T-242	78493	68.4
48	1200	46	1150	EZP1T-248	78494	74.4
54	1350	52	1300	EZP1T-254	78495	83.7
60	1500	58	1450	EZP1T-260	78496	92.0
72	1800	70	1750	EZP1T-272	78497	101.6

Lead time: 1 working day

EZP1T Precleaner with Twist Tensioner Belt Width Minus 8" (200mm)

BELT WIDTH		BLADE WIDTH		ORDERING NUMBER	ITEM CODE	WT. LBS.
in.	mm	in.	mm			
12	300	-	-	N/A	N/A	-
18	450	10	250	EZP1T-818	78498	41.8
24	600	16	400	EZP1T-824	78499	47.8
30	750	22	550	EZP1T-830	78500	53.8
36	900	28	700	EZP1T-836	78501	59.8
42	1050	34	850	EZP1T-842	78502	65.8
48	1200	40	1000	EZP1T-848	78503	71.7
54	1350	46	1150	EZP1T-854	78504	78.5
60	1500	52	1300	EZP1T-860	78505	87.0
72	1800	64	1600	EZP1T-872	78506	98.9

Lead time: 1 working day



Product Notes:

- For optimal cleaning and reduced blade retensioning maintenance, the cleaner blade width should be sized to fit the material path of the belt. The material path is typically 2/3 of the belt width. In most cases a blade size of belt width minus 8" (200mm) may be the best selection.
- Each cleaner can be retrofitted with three replacement blade sizes (belt width minus 2" (50mm), minus 8" (200mm), or minus 14" (350mm)).
- Comes complete with universal mounting plates and tensioner.
- Visual tension check. No guesswork on blade tensioning. Simply measure the spring, check label on tensioner and turn adjusting nut to restore optimal tension.
- Works with mechanical splices. Urethane blade glides over splices.
- Compatible with reversing belts.
- For applications requiring longer pole lengths, go to the minus 8" (200mm) chart and select the cleaner one belt width size larger. This will provide a pole 6" (150mm) longer and a blade size of belt width minus 2" (50mm).

U.S. Patent No. D482,508S

GOODYEAR
GOODYEARBELTING.COM

Call Toll Free: 1-866-711-4673
International: +1-727-342-5086

**We Ship
World Wide**

Product Ordering Information

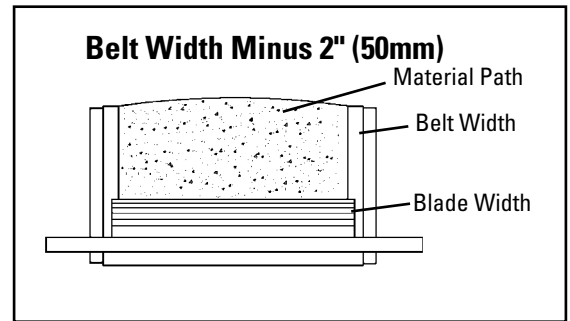
High Temp EZP1 High Temperature Precleaner

ConShear™ High Temp Precleaners Belt Width Minus 2" (50mm)

BELT WIDTH		BLADE WIDTH		ORDERING NUMBER	ITEM CODE	WT. LBS.
in.	mm	in.	mm			
12	300	10	250	HTF212	76658	49.4
18	450	16	400	HTF218	76659	55.3
24	600	22	550	HTF224	76660	61.2
30	750	28	700	HTF230	76661	67.1
36	900	34	850	HTF236	76662	73.0
42	1050	40	1000	HTF242	76663	78.9
48	1200	46	1150	HTF248	76664	84.8
54	1350	52	1300	HTF254	76665	90.7
60	1500	58	1450	HTF260	76666	96.6
72	1800	70	1750	HTF272	76667	102.5

Pole Diameter - 2-3/8" (60mm)

Lead time: 1 working day



Product Notes:

- The High-Temp ConShear Precleaner works in temperatures up to 275°F (135°C) with spikes to 325°F (164°C).
- Comes complete with universal mounting plates and tensioner.
- Visual tension check. No guesswork on blade tensioning. Simply measure the spring, check label on tensioner and turn adjusting nut to restore optimal tension.
- Works with mechanical splices. Urethane blade glides over splices.
- For replacement parts see the EZP1 Parts List on Page 18.
- Compatible with reversing belts.

U.S. Patent No. D482,508S

GOODYEAR
GOODYEARBELTING.COM

Call Toll Free: 1-866-711-4673
International: +1-727-342-5086

**We Ship
World Wide**

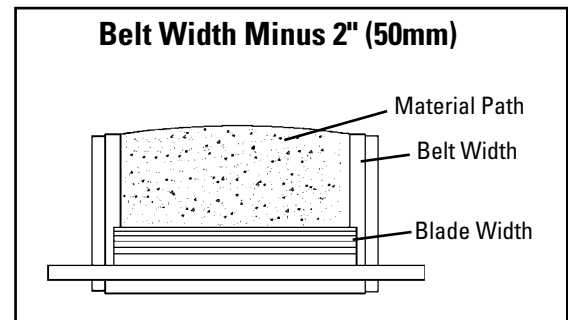
Product Ordering Information

EZP1 Precleaner with White ConShear™ Blade

EZP1 Precleaner - Mild Steel with White ConShear™ blade Belt Width Minus 2" (50mm)

BELT WIDTH		BLADE WIDTH		ORDERING NUMBER	ITEM CODE	WT. LBS.
in.	mm	in.	mm			
12	300	10	250	EZP1-212W	78934	49.4
18	450	16	400	EZP1-218W	78935	55.3
24	600	22	550	EZP1-224W	78936	61.2
30	750	28	700	EZP1-230W	78937	67.1
36	900	34	850	EZP1-236W	78938	73.0
42	1050	40	1000	EZP1-242W	78939	78.9
48	1200	46	1150	EZP1-248W	78940	84.8
54	1350	52	1300	EZP1-254W	78941	90.7
60	1500	58	1450	EZP1-260W	78942	96.6
72	1800	70	1750	EZP1-272W	78943	102.5

Lead time: 1 working day



Product Notes:

- All ingredients used in urethane formulation comply with the relevant requirements of 21 CFR (FDA Code of Federal Regulations) for use in repeated bulk dry food applications.
- Comes complete with universal mounting plates and tensioner.
- Visual tension check. No guesswork on blade tensioning. Simply measure the spring, check label on tensioner and turn adjusting nut to restore optimal tension.
- Works with mechanical splices. Urethane blade glides over splices.
- For replacement parts see the EZP1 Parts List on Page 18.
- Compatible with reversing belts.

U.S. Patent No. D482,508S

GOODYEAR
GOODYEARBELTING.COM

Call Toll Free: 1-866-711-4673
International: +1-727-342-5086


**We Ship
World Wide**

ConShear™ Replacement Blades

EZP1
Standard Duty Precleaner

Blade Width Selection

BELT WIDTH		BELT WIDTH - 2" (50mm)		BELT WIDTH - 8" (200mm)		BELT WIDTH - 14" (350mm)	
in.	mm	in.	mm	in.	mm	in.	mm
12	300	10	250	N/A	N/A	N/A	N/A
18	450	16	400	10	250	N/A	N/A
24	600	22	550	16	400	10	250
30	750	28	700	22	550	16	400
36	900	34	850	28	700	22	550
42	1050	40	1000	34	850	28	700
48	1200	46	1150	40	1000	34	850
54	1350	52	1300	46	1150	40	1000
60	1500	58	1450	52	1300	46	1150
72	1800	70	1600	64	1600	58	1450



Replacement High Temp ConShear™ Blades

(Color Identification: Yellow)

BLADE WIDTH		ORDERING NUMBER	ITEM CODE	WT. LBS.
in.	mm			
10	250	CRB-HT10	76593	4.8
16	400	CRB-HT16	76594	7.6
22	550	CRB-HT22	76595	10.4
28	700	CRB-HT28	76596	13.2
34	850	CRB-HT34	76597	16.2
40	1000	CRB-HT40	76598	19.1
46	1150	CRB-HT46	76599	21.9
52	1300	CRB-HT52	76600	24.8
58	1450	CRB-HT58	76601	27.6
64	1600	CRB-HT64	76602	30.5
70	1750	CRB-HT70	76603	33.4

Lead time: 1 working day

Replacement ConShear™ Blades

BLADE WIDTH		ORDERING NUMBER	ITEM CODE	WT. LBS.
in.	mm			
10	250	CRB10	75628	4.6
16	400	CRB16	75629	7.3
22	550	CRB22	75630	10.1
28	700	CRB28	75631	12.8
34	850	CRB34	75632	15.5
40	1000	CRB40	75633	18.3
46	1150	CRB46	75634	21.0
52	1300	CRB52	75635	23.8
58	1450	CRB58	75636	26.5
64	1600	CRB64	75775	29.2
70	1750	CRB70	75773	32.0
76	1900	CRB76	76940	34.7
82	2050	CRB82	76941	37.5

Other blade sizes available upon request.

Lead time: 1 working day

Replacement White ConShear™ Blades (Chemical Resistant/Food Grade) ‡

BLADE WIDTH		ORDERING NUMBER	ITEM CODE	WT. LBS.
in.	mm			
10	250	CRB-W10	78471	4.8
16	400	CRB-W16	78472	7.6
22	550	CRB-W22	78473	10.4
28	700	CRB-W28	78474	13.2
34	850	CRB-W34	78475	16.2
40	1000	CRB-W40	78476	19.1
46	1150	CRB-W46	78477	21.9
52	1300	CRB-W52	78478	24.8
58	1450	CRB-W58	78479	27.6
64	1600	CRB-W64	78480	30.5
70	1750	CRB-W70	78481	33.4

Lead time: 1 working day

‡ All ingredients used in the urethane formulation of this blade comply with the relevant requirements of 21 CFR (FDA Code of Federal Regulations) for use in repeated bulk dry food applications

Product Notes:

- Take blade width and ordering number from the worn blade and use the Replacement Blade Chart.
- For optimal cleaning and reduced blade retensioning maintenance, the cleaner blade width should be sized to fit the material path of the belt. The material path is typically 2/3 of the belt width. In most cases a blade size of belt width minus 8" (200mm) may be the best selection.
- The ConShear™ blade has a faceted profile that renews the cleaning edge as it wears.
- Visual tension check. No guesswork on blade tensioning. Simply measure the spring, check label on tensioner and turn adjusting nut to restore optimal tension.
- ConShear blades are made of a special long-wearing urethane.
- A molded-in blade wear line indicates when the blade is worn out and needs to be replaced.
- Blade replacement is quick. Pull one pin, remove the old blade and slide the new one in.

U.S. Patent No. D482,508S

GOODYEAR
GOODYEARBELTING.COM

Call Toll Free: 1-866-711-4673
International: +1-727-342-5086

**We Ship
World Wide**

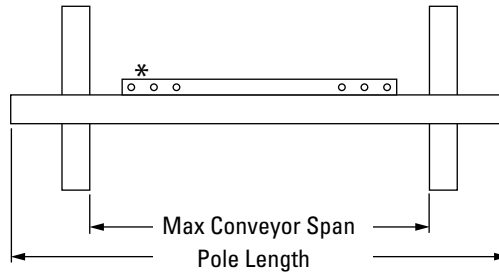
Specifications & Guidelines

EZP1 & EZP1T Standard Duty Precleaners

Pole Length Specifications

CLEANER SIZE		POLE LENGTH		MAXIMUM CONVEYOR SPAN	
in.	mm	in.	mm	in.	mm
12	300	42	1050	37	925
18	450	48	1200	43	1075
24	600	54	1350	49	1225
30	750	60	1500	55	1375
36	900	66	1650	61	1525
42	1050	72	1800	67	1675
48	1200	78	1950	73	1825
54	1350	88	2200	83	2075
60	1500	94	2350	89	2225
72	1800	106	2650	101	2525

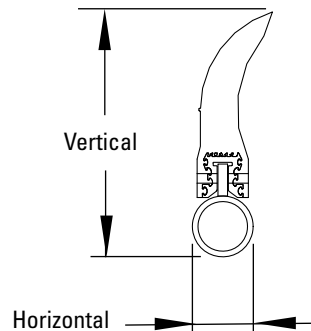
Pole Diameter - 2-3/8" (60mm)



*Each pole size can be used with a blade size either belt width minus 2" (50mm), belt width minus 8" (200mm), or belt width minus 14" (350mm).

Clearance Guidelines for Installation

HORIZONTAL CLEARANCE REQUIRED		VERTICAL CLEARANCE REQUIRED	
in.	mm	in.	mm
4	100	9 1/2	238

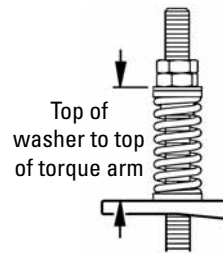


Spring Length Chart

with EST Spring Tensioner

BLADE WIDTH		PURPLE SPRING		SILVER SPRING		BLACK SPRING	
in.	mm	in.	mm	in.	mm	in.	mm
10	250	5 3/4	146	6 1/4	159	N/A	N/A
16	400	5 1/4	133	6	152	N/A	N/A
22	550	4 3/4	121	5 7/8	149	N/A	N/A
28	700	4 1/4	108	5 5/8	143	N/A	N/A
34	850	N/A	N/A	5 3/8	137	5 5/8	143
40	1000	N/A	N/A	5 1/8	130	5 1/2	140
46	1150	N/A	N/A	5	127	5 1/4	133
52	1300	N/A	N/A	4 3/4	121	5 1/8	130
58	1450	N/A	N/A	N/A	N/A	5	127
64	1600	N/A	N/A	N/A	N/A	4 3/4	121
70	1750	N/A	N/A	N/A	N/A	4 5/8	117

Shading indicates preferred spring option



Twist Tensioner Chart

BLADE WIDTH		STANDARD	HEAVY DUTY
in.	mm		
10"	250	8	6
16"	400	13	9
22"	550	18	12
28"	700	23	16
34"	850	27	19
40"	1000	32	23
46"	1150	37	26
52"	1300	N/A	29
58"	1450	N/A	33
64"	1600	N/A	36
70"	1750	N/A	40

U.S. Patent No. D482,508S

GOODYEAR
GOODYEARBELTING.COM

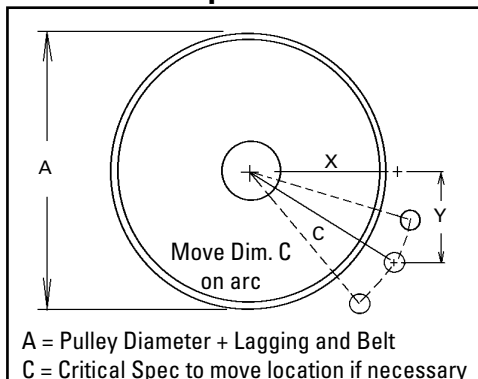
Call Toll Free: 1-866-711-4673
International: +1-727-342-5086

**We Ship
World Wide**

Specifications & Guidelines

EZP1 & EZP1T Standard Duty Precleaners

Pole Location Specs



**Pole Location Chart
IMPERIAL**

A	X	Y	C
10	3	9	9 1/2
11	3 3/4	9	9 3/4
12	4 3/8	9	10
13	5 3/8	9	10 1/2
14	5 7/8	9	10 3/4
15	6 3/8	9	11 1/4
16	7 1/8	9	11 1/2
17	7 7/8	9	12
18	8 1/4	9	12 1/4
19	9	9	12 3/4
20	9 3/8	9	13
21	10	9	13 1/2
22	10 3/4	9	14
23	11 3/8	9	14 1/2
24	12	9	15
25	12 5/8	9	15 1/2
26	13 1/4	9	16
27	13 7/8	9	16 1/2
28	14 3/8	9	17
29	15	9	17 1/2
30	15 5/8	9	18
31	16 1/8	9	18 1/2
32	16 3/4	9	19
33	17 1/4	9	19 1/2
34	17 7/8	9	20
35	18 3/8	9	20 1/2
36	19	9	21

**Pole Location Chart
METRIC**

A	X	Y	C
250	74	230	242
275	92	230	248
300	108	230	254
325	131	230	265
350	146	230	273
375	166	230	284
400	179	230	291
425	195	230	301
450	207	230	309
475	223	230	320
500	235	230	329
525	249	230	339
550	266	230	352
575	283	230	365
600	299	230	377
625	314	230	390
650	330	230	402
675	346	230	415
700	360	230	427
725	374	230	439
750	389	230	452
775	403	230	464
800	417	230	477
825	432	230	489
850	446	230	501
875	460	230	514
900	474	230	526

Specifications:

- Maximum Belt Speed 700 FPM (3.5M/sec)
- Temperature Rating (ConShear, ConShear White).... -30°F to 180°F (-35°C to 82°C)
- Temperature Rating (ConShear High Temp)..... Up to 275°F (135°C) with spikes to 325°F (164°C)
- Minimum Pulley Diameter 10" (250mm)
- Blade Height 7-1/4" (185mm)
- Usable Blade Wear Length 4" (100mm)
- Blade Material..... Urethane (proprietary blend for abrasion resistance and long wear)
- Available for Belt Widths..... 12" to 72" (300 to 1800mm)

U.S. Patent No. D482,508S

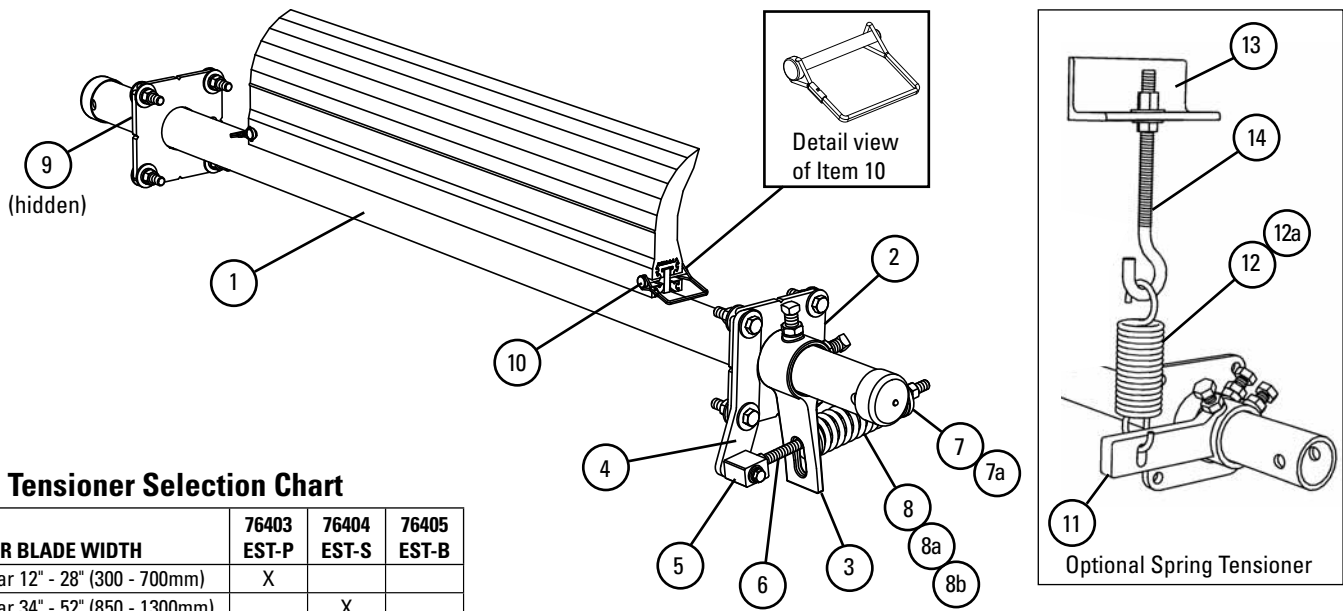
GOODYEAR
GOODYEARBELTING.COM

Call Toll Free: 1-866-711-4673
International: +1-727-342-5086

**We Ship
World Wide**

Replacement Parts List

EZP1 Standard Duty Precleaner



Spring Tensioner Selection Chart

CLEANER BLADE WIDTH	76403 EST-P	76404 EST-S	76405 EST-B
ConShear 12" - 28" (300 - 700mm)	X		
ConShear 34" - 52" (850 - 1300mm)		X	
ConShear 58" - 70" (1450 - 1750mm)			X

Replacement Parts

REF	DESCRIPTION	ORDERING NUMBER	ITEM CODE	WT. LBS.
1	12" (300mm) Pole	EZP1P12	75619	17.4
	18" (450mm) Pole	EZP1P18	75620	20.3
	24" (600mm) Pole	EZP1P24	75621	22.7
	30" (750mm) Pole	EZP1P30	75622	26.5
	36" (900mm) Pole	EZP1P36	75623	30.4
	42" (1050mm) Pole	EZP1P42	75624	32.7
	48" (1200mm) Pole	EZP1P48	75625	35.3
	54" (1350mm) Pole	EZP1P54	75626	39.2
	60" (1500mm) Pole	EZP1P60	75627	43.3
72" (1800mm) Pole	EZP1P72	75772	48.2	
2	Mounting Plate Kit* (2 ea.)	EZP1MPK	75637	7.7
3	Torque Arm Kit* (1 ea.)	ESTAK-EST	76406	3.6
4	Pivot Shaft Bracket Kit* (1 ea.)	ESPSBK	76407	1.8
5	Pivot Block Kit*	ESPBK	76408	0.7
6	Pivot Rod Kit*	ESPRK	76409	1.2
7	Bushing Kit - Purple and Silver (includes 2 bushings)	ESBK-PS	76410	0.1
7a	Bushing Kit - Black (includes 2 bushings)	ESBK-B	76411	0.1
8	Tension Spring - Purple	QMTS-P	75845	1.0
8a	Tension Spring - Silver	ESS-S	76412	1.2
8b	Tension Spring - Black	ESS-B	76413	1.4
9	Pole Lock* (1 ea.)	EZP1PL	75641	1.1
-	EST Tensioner - Purple* for blade widths 12" - 28" (300 - 700mm) (includes 1 each items 3, 4, 5, 6, 7 & 8)	EST-P	76403	7.7
-	EST Tensioner - Silver* for blade widths 34" - 52" (850 - 1300mm) (includes 1 each items 3, 4, 5, 6, 7 & 8a)	EST-S	76404	7.9
-	EST Tensioner - Black* for blade widths 58" - 70" (1450 - 1750mm) (includes 1 each items 3, 4, 5, 6, 7a & 8b)	EST-B	76405	8.1
10	Blade Pin (1 ea.)	EZP1BP	75642	0.1

*Hardware Included
Lead time: 1 working day

Optional Spring Tensioner & Parts

REF	DESCRIPTION	ORDERING NUMBER	ITEM CODE	WT. LBS.
11	Tension Arm Kit* (1 ea.)	HAR-K	78786	6.0
12	Tension Spring (1 ea.) for sizes 12" - 30" (300 - 750mm)	STTS	74419	1.4
12a	HD Tension Spring (1 ea.) for sizes 36" - 72" (900 - 1800mm)	HDTTS	74502	2.0
13	Spring Tension J-Bolt Mount (1 ea.)	STJM	74775	3.0
14	J-Bolt Kit* (1 ea.)	STJK	74417	0.7
-	Optional Spring Tensioner Kit* for sizes 12" - 30" (300 - 750mm)	EZP10TK1	76418	11.2
-	Optional Spring Tensioner Kit* for sizes 36" - 72" (900 - 1800mm)	EZP10TK2	76419	11.8

* Hardware Included
Lead time: 1 working day

U.S. Patent No. D482,508S

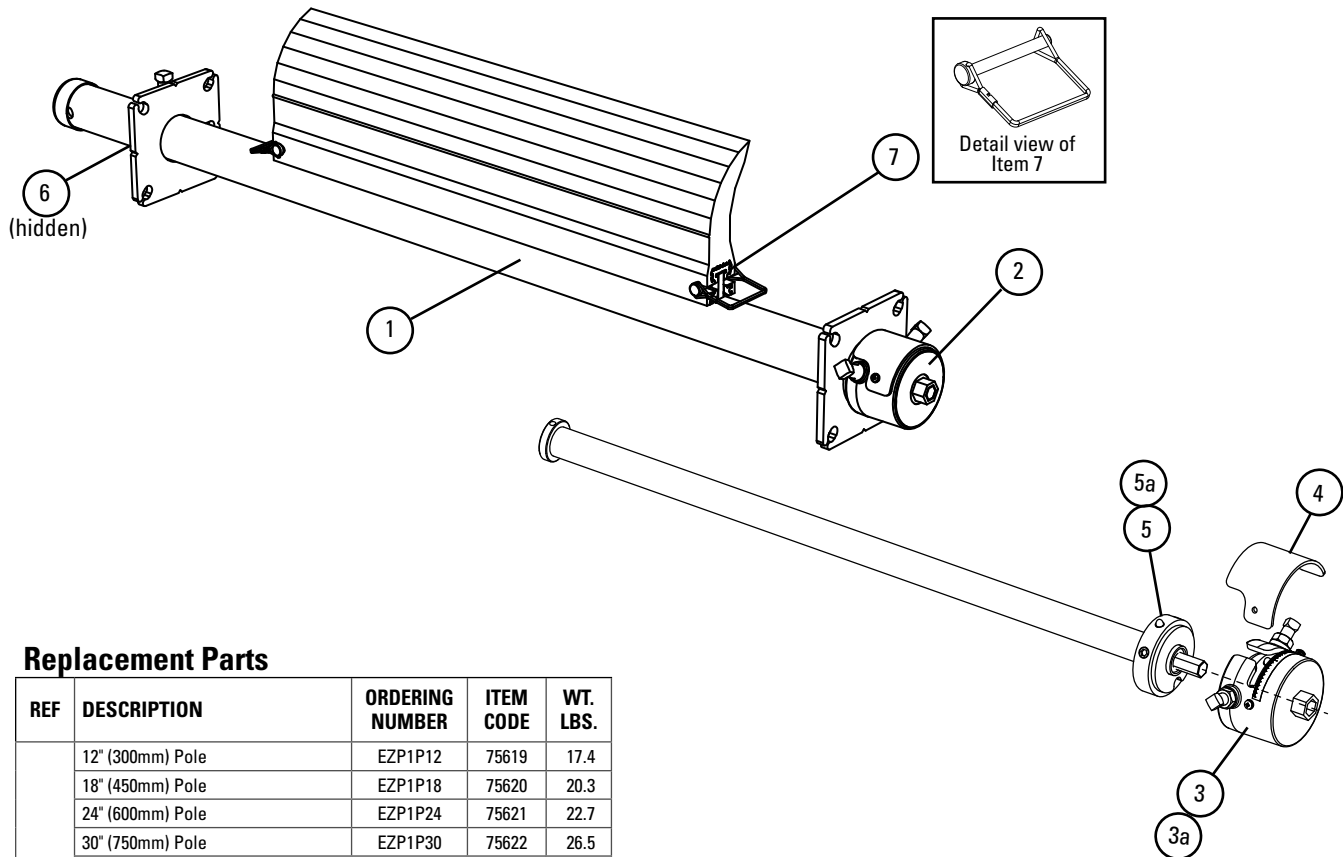
GOODYEAR
GOODYEARBELTING.COM

Call Toll Free: 1-866-711-4673
International: +1-727-342-5086

**We Ship
World Wide**

Replacement Parts List

EZP1T Twist Tensioner Precleaner



Replacement Parts

REF	DESCRIPTION	ORDERING NUMBER	ITEM CODE	WT. LBS.
1	12" (300mm) Pole	EZP1P12	75619	17.4
	18" (450mm) Pole	EZP1P18	75620	20.3
	24" (600mm) Pole	EZP1P24	75621	22.7
	30" (750mm) Pole	EZP1P30	75622	26.5
	36" (900mm) Pole	EZP1P36	75623	30.4
	42" (1050mm) Pole	EZP1P42	75624	32.7
	48" (1200mm) Pole	EZP1P48	75625	35.3
	54" (1350mm) Pole	EZP1P54	75626	39.2
	60" (1500mm) Pole	EZP1P60	75627	43.3
72" (1800mm) Pole	EZP1P72	75772	48.2	
2	Torsion Mounting Plate Kit* (2 ea.)	EZPTMPK	78507	8.7
3	Torsion Cap Kit* (1 ea.) (includes 1 ea. Item 4)	EZPTCK	78508	3.2
3a	Torsion Cap Kit HD* (1 ea.) (includes 1 ea. Item 4)	EZPTCKHD	78509	3.2
4	Torsion Shield	EZPTSR	78510	.1
5	Torsion Spring Kit	EZPTSK	78511	6.0
5a	Torsion Spring Kit HD	EZPTSKHD	78512	8.5
6	Pole Lock* (1 ea.)	EZP1PL	75641	1.1
-	Torsion Bar Tensioner for blade widths 12" - 48" (300 - 1200mm) (includes 1 each items 3, 4, & 5)	EZPTBT	77384	17.4
-	Torsion Bar Tensioner HD for blade widths 54" - 72" (1350 - 1800mm) (includes 1 each items 3a, 4, & 5a)	EZPTBTHD	77385	20.0
7	Blade Pin (1 ea.)	EZP1BP	75642	0.1

*Hardware Included
Lead time: 1 working day

Torsion Bar Tensioner Selection Chart

CLEANER BLADE WIDTH	77384 EZPTBT	77385 EZPTBTHD
ConShear 12" - 48" (300 - 1200mm)	X	
ConShear 54" - 72" (1350 - 1800mm)		X

U.S. Patent No. D482,508S

GOODYEAR
GOODYEARBELTING.COM

Call Toll Free: 1-866-711-4673
International: +1-727-342-5086

**We Ship
World Wide**

Product Ordering Information

EZP1 Stainless Steel Precleaner with White ConShear™ Blade



EZP1 Stainless Steel Precleaner with White ConShear Blade Belt Width Minus 2" (50mm)

BELT WIDTH		BLADE WIDTH		ORDERING NUMBER	ITEM CODE	WT. LBS.
in.	mm	in.	mm			
12	300	10	250	CFG-212	78838	49.4
18	450	16	400	CFG-218	78839	55.3
24	600	22	550	CFG-224	78840	61.2
30	750	28	700	CFG-230	78841	67.1
36	900	34	850	CFG-236	78842	73.0
42	1050	40	1000	CFG-242	78843	78.9
48	1200	46	1150	CFG-248	78844	84.8
54	1350	52	1300	CFG-254	78845	90.7
60	1500	58	1450	CFG-260	78846	96.6
72	1800	70	1750	CFG-272	78847	102.5

Lead time: 1 working day

EZP1 Stainless Steel Precleaner with White ConShear Blade Belt Width Minus 8" (200mm)

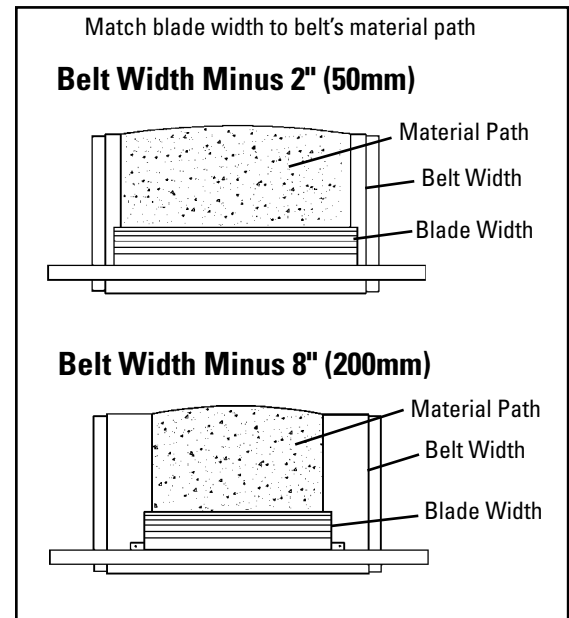
BELT WIDTH		BLADE WIDTH		ORDERING NUMBER	ITEM CODE	WT. LBS.
in.	mm	in.	mm			
12	300	—	—	N/A	N/A	—
18	450	10	250	CFG-818	78924	51.3
24	600	16	400	CFG-824	78925	57.2
30	750	22	550	CFG-830	78926	63.1
36	900	28	700	CFG-836	78927	69.0
42	1050	34	850	CFG-842	78928	74.9
48	1200	40	1000	CFG-848	78929	80.8
54	1350	46	1150	CFG-854	78930	86.7
60	1500	52	1300	CFG-860	78931	92.6
72	1800	64	1600	CFG-872	78932	98.5

Lead time: 1 working day

Product Notes:

- White food-grade ConShear Precleaner is chemical resistant and all ingredients used in urethane formulation comply with the relevant requirements of 21 CFR (FDA Code of Federal Regulations) for use in repeated bulk dry food applications.
- For optimal cleaning and reduced blade retensioning maintenance, the cleaner blade width should be sized to fit the material path of the belt. The material path is typically 2/3 of the belt width. In most cases a blade size of belt width minus 8" (200mm) may be the best selection.
- Each cleaner can be retrofitted with three replacement blade sizes (belt width minus 2" (50mm), minus 8" (200mm), or minus 14" (350mm)).
- Comes complete with universal mounting plates and tensioner.
- Visual tension check. No guesswork on blade tensioning. Simply measure the spring, check label on tensioner and turn adjusting nut to restore optimal tension.
- Works with mechanical splices. Urethane blade glides over splices.
- Compatible with reversing belts.
- For applications requiring longer pole lengths, go to the minus 8" (200mm) chart and select the cleaner one belt width size larger. This will provide a pole 6" (150mm) longer and a blade size of belt width minus 2" (50mm).

U.S. Patent No. D482,508S




GOODYEAR
GOODYEARBELTING.COM

Call Toll Free: 1-866-711-4673
International: +1-727-342-5086

**We Ship
World Wide**

ConShear™ Replacement Blades

EZP1
Standard Duty Precleaner



Blade Width Selection

BELT WIDTH		BELT WIDTH - 2" (50mm)		BELT WIDTH - 8" (200mm)		BELT WIDTH - 14" (350mm)	
in.	mm	in.	mm	in.	mm	in.	mm
12	300	10	250	N/A	N/A	N/A	N/A
18	450	16	400	10	250	N/A	N/A
24	600	22	550	16	400	10	250
30	750	28	700	22	550	16	400
36	900	34	850	28	700	22	550
42	1050	40	1000	34	850	28	700
48	1200	46	1150	40	1000	34	850
54	1350	52	1300	46	1150	40	1000
60	1500	58	1450	52	1300	46	1150
72	1800	70	1600	64	1600	58	1450

Replacement White ConShear™ Blades (Chemical Resistant/Food Grade) ‡

BLADE WIDTH		ORDERING NUMBER	ITEM CODE	WT. LBS.
in.	mm			
10	250	CRB-W10	78471	4.8
16	400	CRB-W16	78472	7.6
22	550	CRB-W22	78473	10.4
28	700	CRB-W28	78474	13.2
34	850	CRB-W34	78475	16.2
40	1000	CRB-W40	78476	19.1
46	1150	CRB-W46	78477	21.9
52	1300	CRB-W52	78478	24.8
58	1450	CRB-W58	78479	27.6
64	1600	CRB-W64	78480	30.5
70	1750	CRB-W70	78481	33.4

Lead time: 1 working day

‡ All ingredients used in the urethane formulation of this blade comply with the relevant requirements of 21 CFR (FDA Code of Federal Regulations) for use in repeated bulk dry food applications

Replacement ConShear™ Blades

BLADE WIDTH		ORDERING NUMBER	ITEM CODE	WT. LBS.
in.	mm			
10	250	CRB10	75628	4.6
16	400	CRB16	75629	7.3
22	550	CRB22	75630	10.1
28	700	CRB28	75631	12.8
34	850	CRB34	75632	15.5
40	1000	CRB40	75633	18.3
46	1150	CRB46	75634	21.0
52	1300	CRB52	75635	23.8
58	1450	CRB58	75636	26.5
64	1600	CRB64	75775	29.2
70	1750	CRB70	75773	32.0
76	1900	CRB76	76940	34.7
82	2050	CRB82	76941	37.5

Other blade sizes available upon request.

Lead time: 1 working day

Replacement High Temp ConShear™ Blades

(Color Identification: Yellow)

BLADE WIDTH		ORDERING NUMBER	ITEM CODE	WT. LBS.
in.	mm			
10	250	CRB-HT10	76593	4.8
16	400	CRB-HT16	76594	7.6
22	550	CRB-HT22	76595	10.4
28	700	CRB-HT28	76596	13.2
34	850	CRB-HT34	76597	16.2
40	1000	CRB-HT40	76598	19.1
46	1150	CRB-HT46	76599	21.9
52	1300	CRB-HT52	76600	24.8
58	1450	CRB-HT58	76601	27.6
64	1600	CRB-HT64	76602	30.5
70	1750	CRB-HT70	76603	33.4

Lead time: 1 working day

Product Notes:

- Take blade width and ordering number from the worn blade and use the Replacement Blade Chart.
- For optimal cleaning and reduced blade retensioning maintenance, the cleaner blade width should be sized to fit the material path of the belt. The material path is typically 2/3 of the belt width. In most cases a blade size of belt width minus 8" (200mm) may be the best selection.
- The ConShear™ blade has a faceted profile that renews the cleaning edge as it wears.
- Visual tension check. No guesswork on blade tensioning. Simply measure the spring, check label on tensioner and turn adjusting nut to restore optimal tension.
- ConShear blades are made of a special long-wearing urethane.
- A molded-in blade wear line indicates when the blade is worn out and needs to be replaced.
- Blade replacement is quick. Pull one pin, remove the old blade and slide the new one in.

U.S. Patent No. D482,508S

GOODYEAR
GOODYEARBELTING.COM

Call Toll Free: 1-866-711-4673
International: +1-727-342-5086

**We Ship
World Wide**

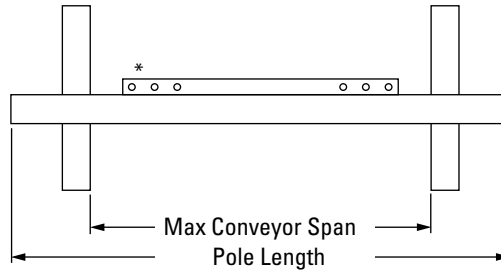
Specifications & Guidelines

EZP1 Stainless Steel Precleaner with White ConShear™ Blade

Pole Length Specifications

CLEANER SIZE		POLE LENGTH		MAXIMUM CONVEYOR SPAN	
in.	mm	in.	mm	in.	mm
12	300	42	1050	37	925
18	450	48	1200	43	1075
24	600	54	1350	49	1225
30	750	60	1500	55	1375
36	900	66	1650	61	1525
42	1050	72	1800	67	1675
48	1200	78	1950	73	1825
54	1350	88	2200	83	2075
60	1500	94	2350	89	2225
72	1800	106	2650	101	2525

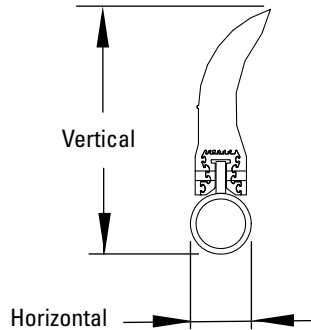
Pole Diameter - 2-3/8" (60mm)



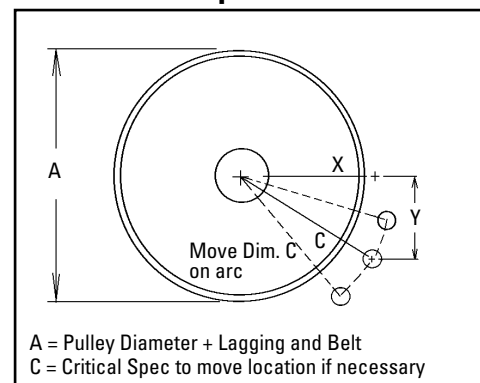
*Each pole size can be used with a blade size either belt width minus 2" (50mm), belt width minus 8" (200mm), or belt width minus 14" (350mm).

Clearance Guidelines For Installation

HORIZONTAL CLEARANCE REQUIRED		VERTICAL CLEARANCE REQUIRED	
in.	mm	in.	mm
4	100	9 1/2	238



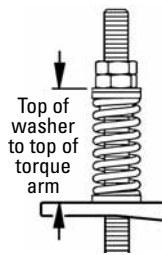
Pole Location Specs



Spring Length Chart

BLADE WIDTH		PURPLE SPRING		WHITE SPRING		GOLD SPRING	
in.	mm	in.	mm	in.	mm	in.	mm
10	250	5 5/8	143	6 3/8	162	N/A	N/A
16	400	5	127	6 1/8	156	N/A	N/A
22	550	4 3/8	111	6	152	N/A	N/A
28	700	3 7/8	98	5 7/8	149	N/A	N/A
34	850	N/A	N/A	5 5/8	143	6 1/8	156
40	1000	N/A	N/A	5 1/2	140	6	152
46	1150	N/A	N/A	5 1/4	133	5 7/8	149
52	1300	N/A	N/A	5 1/8	130	5 7/8	149
58	1450	N/A	N/A	5	127	5 3/4	146
64	1600	N/A	N/A	4 3/4	121	5 5/8	143
70	1750	N/A	N/A	N/A	N/A	5 1/2	140

Shading indicates preferred spring option



Pole Location Chart IMPERIAL

A	X	Y	C
10	3	9	9 1/2
11	3 3/4	9	9 3/4
12	4 3/8	9	10
13	5 3/8	9	10 1/2
14	5 7/8	9	10 3/4
15	6 3/8	9	11 1/4
16	7 1/8	9	11 1/2
17	7 7/8	9	12
18	8 1/4	9	12 1/4
19	9	9	12 3/4
20	9 3/8	9	13
21	10	9	13 1/2
22	10 3/4	9	14
23	11 3/8	9	14 1/2
24	12	9	15
25	12 5/8	9	15 1/2
26	13 1/4	9	16
27	13 7/8	9	16 1/2
28	14 3/8	9	17
29	15	9	17 1/2
30	15 5/8	9	18
31	16 1/8	9	18 1/2
32	16 3/4	9	19
33	17 1/4	9	19 1/2
34	17 7/8	9	20
35	18 3/8	9	20 1/2
36	19	9	21

Pole Location Chart METRIC

A	X	Y	C
250	74	230	242
275	92	230	248
300	108	230	254
325	131	230	265
350	146	230	273
375	166	230	284
400	179	230	291
425	195	230	301
450	207	230	309
475	223	230	320
500	235	230	329
525	249	230	339
550	266	230	352
575	283	230	365
600	299	230	377
625	314	230	390
650	330	230	402
675	346	230	415
700	360	230	427
725	374	230	439
775	389	230	452
775	403	230	464
825	417	230	477
825	432	230	489
850	446	230	501
875	460	230	514
900	474	230	526

Specifications:

- Maximum Belt Speed..... 700 FPM (3.5M/sec)
- Temperature Rating..... -30°F to 180°F (-35°C to 82°C)
- Minimum Pulley Diameter..... 10" (250mm)
- Blade Height..... 7-1/4" (185mm)
- Usable Blade Wear Length..... 4" (100mm)
- Blade Material..... Urethane (chemical resistant/ food grade)
- Available for Belt Widths..... 12" to 72" (300 to 1800mm)

U.S. Patent No. D482,508S

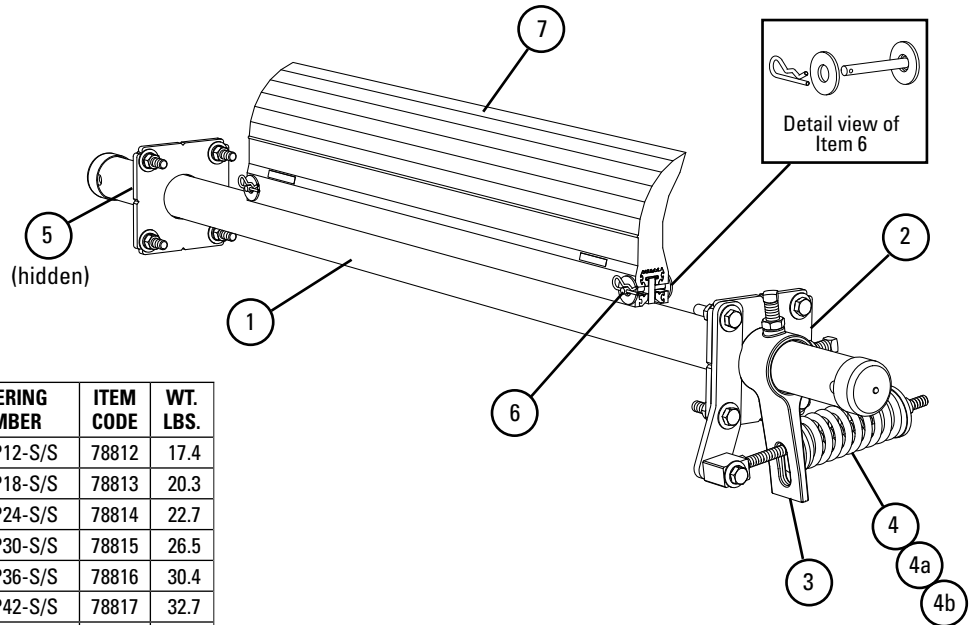
Call Toll Free: 1-866-711-4673
International: +1-727-342-5086

GOODYEAR
GOODYEARBELTING.COM

**We Ship
World Wide**

Replacement Parts List

EZP1 Stainless Steel Precleaner with White ConShear™ Blade



Replacement Parts

REF	DESCRIPTION	ORDERING NUMBER	ITEM CODE	WT. LBS.
1	12" (300mm) SS Pole	EZP1P12-S/S	78812	17.4
	18" (450mm) SS Pole	EZP1P18-S/S	78813	20.3
	24" (600mm) SS Pole	EZP1P24-S/S	78814	22.7
	30" (750mm) SS Pole	EZP1P30-S/S	78815	26.5
	36" (900mm) SS Pole	EZP1P36-S/S	78816	30.4
	42" (1050mm) SS Pole	EZP1P42-S/S	78817	32.7
	48" (1200mm) SS Pole	EZP1P48-S/S	78818	35.3
	54" (1350mm) SS Pole	EZP1P54-S/S	78819	39.2
	60" (1500mm) SS Pole	EZP1P60-S/S	78820	43.3
	72" (1800mm) SS Pole	EZP1P72-S/S	78821	48.2
2	SS Mounting Plate Kit* (2 ea.)	EZP1MPK-S/S	78923	7.7
3	SS Torque Arm Kit* (1 ea.)	ESTAK-EST-S/S	78849	3.6
4	SS Tension Spring - Purple	QMTS-P-S/S	77450	1.0
4a	SS Tension Spring - White	QMTS-W-S/S	77451	1.2
4b	SS Tension Spring - Gold	QMTS-G-S/S	77452	1.4
5	SS Pole Lock* (1 ea.)	EZP1PL-S/S	78848	1.1
-	SS EST Tensioner - Purple* for blade widths 12" - 28" (300 - 700mm) (includes 1 each items 2, 3, 4)	EST-P-S/S	78808	7.7
-	SS EST Tensioner - White* for blade widths 34" - 52" (850 - 1300mm) (includes 1 each items 2, 3, 4a)	EST-W-S/S	78809	7.9
-	SS EST Tensioner - Gold* for blade widths 58" - 70" (1450 - 1750mm) (includes 1 each items 2, 3, 4b)	EST-G-S/S	78810	8.1
6	Blade Pin (1 ea.)	MSPBPK-S/S	77583	0.1

*Hardware Included
Lead time: 1 working day

Spring Tensioner Selection Chart

Cleaner Blade Width	78808 EST-P-S/S	78809 EST-W-S/S	78810 EST-G-S/S
ConShear 12" - 28" (300 - 700mm)	X		
ConShear 34" - 52" (850 - 1300mm)		X	
ConShear 58" - 70" (1450 - 1750mm)			X

For best results use Flexco Genuine Replacement Blades and Parts.

U.S. Patent No. D482,508S

GOODYEAR
GOODYEARBELTING.COM

Call Toll Free: 1-866-711-4673
International: +1-727-342-5086

**We Ship
World Wide**

Product Ordering Information

EZP-LS Limited Space Precleaner



EZP-LS Precleaner Belt Width Minus 2" (50mm)

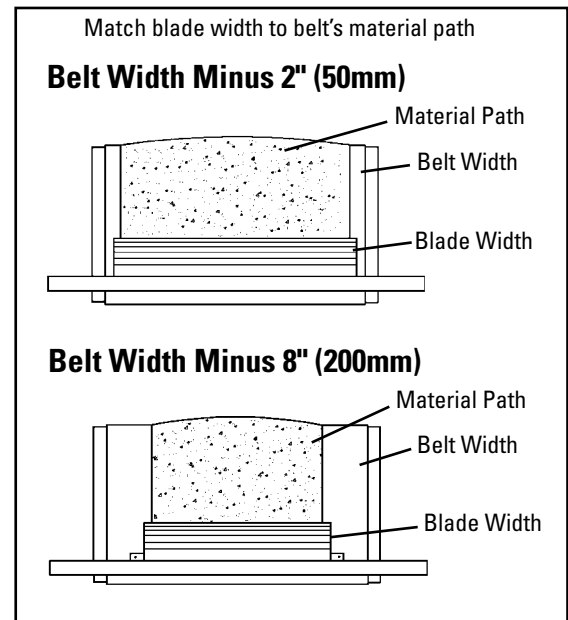
BELT WIDTH		BLADE WIDTH		ORDERING NUMBER	ITEM CODE	WT. LBS.
in.	mm	in.	mm			
12	300	10	250	EZP-LS212	77127	24.8
18	450	16	400	EZP-LS218	77128	28.2
24	600	22	550	EZP-LS224	77129	31.7
30	750	28	700	EZP-LS230	77130	35.1
36	900	34	850	EZP-LS236	77131	38.6
42	1050	40	1000	EZP-LS242	77132	42.0
48	1200	46	1150	EZP-LS248	77133	45.5
54	1350	52	1300	EZP-LS254	77134	48.9
60	1500	58	1450	EZP-LS260	77135	52.5

Lead time: 1 working day

EZP-LS Precleaner Belt Width Minus 8" (200mm)

BELT WIDTH		BLADE WIDTH		ORDERING NUMBER	ITEM CODE	WT. LBS.
in.	mm	in.	mm			
18	450	10	250	EZP-LS818	77136	27.0
24	600	16	400	EZP-LS824	77137	30.4
30	750	22	550	EZP-LS830	77138	33.9
36	900	28	700	EZP-LS836	77139	37.3
42	1050	34	850	EZP-LS842	77140	40.8
48	1200	40	1000	EZP-LS848	77141	44.2
54	1350	46	1150	EZP-LS854	77142	47.7
60	1500	52	1300	EZP-LS860	77143	51.2

Lead time: 1 working day



Product Notes:

- For optimal cleaning and reduced blade retensioning maintenance, the cleaner blade width should be sized to fit the material path of the belt. The material path is typically 2/3 of the belt width.
- Each cleaner can be retrofitted with three replacement blade sizes (belt width minus 2" (50mm), minus 8" (200mm), or minus 14" (350mm).
- Comes complete with universal mounting plates and tensioner.
- Visual tension check. No guesswork on blade tensioning. Simply measure the spring, check label on tensioner and turn adjusting nut to restore optimal tension.
- Visual blade wear check. Tensioner has built-in gauge to monitor blade wear.
- Works with mechanical splices. Urethane blade glides over splices.
- Compatible with reversing belts.
- For applications requiring longer pole lengths, go to the minus 8" (200mm) chart and select the cleaner one belt width size larger. This will provide a pole 6" (150mm) longer and a blade size of belt width minus 2" (50mm).

U.S. Patent No. D482,508S (blade)

Patent Pending (tensioner)

GOODYEAR
GOODYEARBELTING.COM

Call Toll Free: 1-866-711-4673
International: +1-727-342-5086

**We Ship
World Wide**

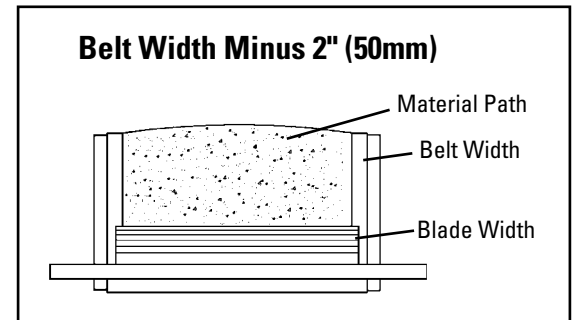
Product Ordering Information

High Temp EZP-LS Limited Space Precleaner

EZP-LS High-Temp Precleaner Belt Width Minus 2" (50mm)

BELT WIDTH		BLADE WIDTH		ORDERING NUMBER	ITEM CODE	WT. LBS.
in.	mm	in.	mm			
12	300	10	250	EZP-LS212HT	77746	24.8
18	450	16	400	EZP-LS218HT	77747	28.2
24	600	22	550	EZP-LS224HT	77748	31.7
30	750	28	700	EZP-LS230HT	77749	35.1
36	900	34	850	EZP-LS236HT	77750	38.6
42	1050	40	1000	EZP-LS242HT	77751	42.0
48	1200	46	1150	EZP-LS248HT	77752	45.5
54	1350	52	1300	EZP-LS254HT	77753	48.9
60	1500	58	1450	EZP-LS260HT	77754	52.5

Lead time: 1 working day



Product Notes:

- The high-temp ConShear LS works in temperatures up to 275°F (135°C) with spikes to 325°F (164°C).
- Each cleaner can be retrofitted with three replacement blade sizes (belt width minus 2" (50mm), minus 8" (200mm), or minus 14" (350mm).
- Comes complete with universal mounting plates and tensioner.
- Visual tension check. No guesswork on blade tensioning. Simply measure the spring, check label on tensioner and turn adjusting nut to restore optimal tension.
- Visual blade wear check. Tensioner has built-in gauge to monitor blade wear.
- Works with mechanical splices. Urethane blade glides over splices.
- Compatible with reversing belts.

U.S. Patent No. D482,508S (blade)

Patent Pending (tensioner)

GOODYEAR
GOODYEARBELTING.COM

Call Toll Free: 1-866-711-4673
International: +1-727-342-5086

**We Ship
World Wide**

ConShear™ LS Replacement Blades

EZP-LS
Limited Space Precleaner



Blade Width Selection

BELT WIDTH		BELT WIDTH - 2" (50mm)		BELT WIDTH - 8" (200mm)		BELT WIDTH - 14" (350mm)	
in.	mm	in.	mm	in.	mm	in.	mm
12	300	10	250	N/A	N/A	N/A	N/A
18	450	16	400	10	250	N/A	N/A
24	600	22	550	16	400	10	250
30	750	28	700	22	550	16	400
36	900	34	850	28	700	22	550
42	1050	40	1000	34	850	28	700
48	1200	46	1150	40	1000	34	850
54	1350	52	1300	46	1150	40	1000
60	1500	58	1450	52	1300	46	1150

Replacement ConShear™-LS Blades

BLADE WIDTH		ORDERING NUMBER	ITEM CODE	WT. LBS.
in.	mm			
10	250	CRB-LS10	77088	2.1
16	400	CRB-LS16	77089	3.3
22	550	CRB-LS22	77090	4.6
28	700	CRB-LS28	77091	5.8
34	850	CRB-LS34	77092	7.1
40	1000	CRB-LS40	77093	8.3
46	1150	CRB-LS46	77094	9.6
52	1300	CRB-LS52	77095	10.8
58	1450	CRB-LS58	77096	12.1

Other blade sizes available upon request.
Lead time: 1 working day

Replacement ConShear™-LS High-Temp Blades

BLADE WIDTH		ORDERING NUMBER	ITEM CODE	WT. LBS.
in.	mm			
10	250	CRB-LS10HT	77551	2.1
16	400	CRB-LS16HT	77552	3.3
22	550	CRB-LS22HT	77553	4.6
28	700	CRB-LS28HT	77554	5.8
34	850	CRB-LS34HT	77555	7.1
40	1000	CRB-LS40HT	77556	8.3
46	1150	CRB-LS46HT	77557	9.6
52	1300	CRB-LS52HT	77558	10.8
58	1450	CRB-LS58HT	77559	12.1

Other blade sizes available upon request.
Lead time: 1 working day

Replacement ConShear™-LS White Blades (Chemical Resistant/Food Grade) ‡

BLADE WIDTH		ORDERING NUMBER	ITEM CODE	WT. LBS.
in.	mm			
10	250	CRB-LS10W	77097	2.1
16	400	CRB-LS16W	77098	3.3
22	550	CRB-LS22W	77099	4.6
28	700	CRB-LS28W	77100	5.8
34	850	CRB-LS34W	77101	7.1
40	1000	CRB-LS40W	77102	8.3
46	1150	CRB-LS46W	77103	9.6
52	1300	CRB-LS52W	77104	10.8
58	1450	CRB-LS58W	77105	12.1

Other blade sizes available upon request.
Lead time: 1 working day

‡ All ingredients used in the urethane formulation of this blade comply with the relevant requirements of 21 CFR (FDA Code of Federal Regulations) for use in repeated bulk dry food applications

Product Notes:

- Take blade width and ordering number from the worn blade and use the Replacement Blade Chart.
- For optimal cleaning and reduced blade retensioning maintenance, the cleaner blade width should be sized to fit the material path of the belt. The material path is typically 2/3 of the belt width.
- The ConShear™ blade has a faceted profile that renews the cleaning edge as it wears.
- Visual tension check. No guesswork on blade tensioning. Simply measure the spring, check label on tensioner and turn adjusting nut to restore optimal tension.
- ConShear blades are made of a special long-wearing urethane.
- A molded-in blade wear line indicates when the blade is worn out and needs to be replaced.
- Blade replacement is quick. Pull one pin, remove the old blade and slide the new one in.

U.S. Patent No. D482,508S (blade)
Patent Pending (tensioner)

Call Toll Free: 1-866-711-4673
International: +1-727-342-5086

GOODYEAR
GOODYEARBELTING.COM

**We Ship
World Wide**

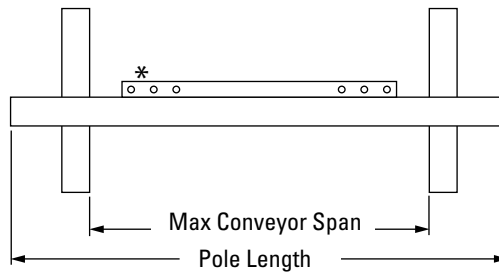
Specifications & Guidelines

EZP-LS Limited Space Precleaner

Pole Length Specifications

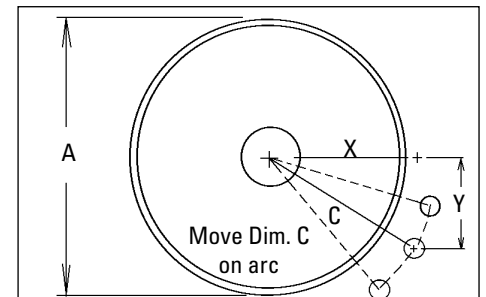
CLEANER SIZE		POLE LENGTH		MAXIMUM CONVEYOR SPAN	
in.	mm	in.	mm	in.	mm
12	300	42	1050	37	925
18	450	48	1200	43	1075
24	600	54	1350	49	1225
30	750	60	1500	55	1375
36	900	66	1650	61	1525
42	1050	72	1800	67	1675
48	1200	78	1950	73	1825
54	1350	88	2200	83	2075
60	1500	94	2350	89	2225

Pole Diameter - 1-7/8" (48 mm)



*Each pole size can be used with a blade size either belt width minus 2" (50mm), belt width minus 8" (200mm), or belt width minus 14" (350mm).

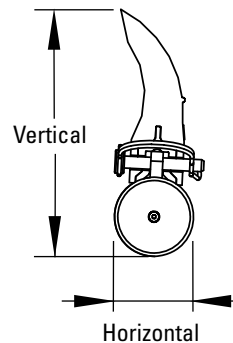
Pole Location Specs



A = Pulley Diameter + Lagging and Belt
C = Critical Spec to move location if necessary

Clearance Guidelines for Installation

HORIZONTAL CLEARANCE REQUIRED		VERTICAL CLEARANCE REQUIRED	
in.	mm	in.	mm
3	75	6 1/2	165

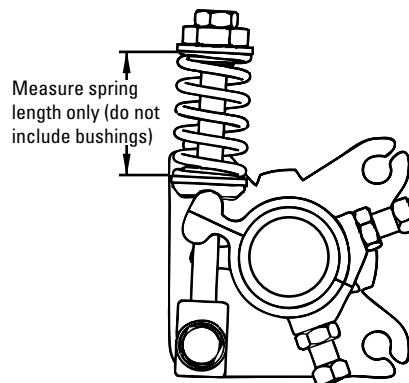


Spring Length Chart

EZP-LS w/Purple or Yellow Blade

BLADE WIDTH		PURPLE SPRING		WHITE SPRING		SILVER SPRING	
in.	mm	in.	mm	in.	mm	in.	mm
10	250	2	51	N/A	N/A	N/A	N/A
16	400	1 5/8	48	2 1/8	54	N/A	N/A
22	550	N/A	N/A	2	51	N/A	N/A
28	700	N/A	N/A	1 7/8	48	N/A	N/A
34	850	N/A	N/A	1 3/4	44	N/A	N/A
40	1000	N/A	N/A	1 1/2	38	N/A	N/A
46	1150	N/A	N/A	1 3/8	35	2	51
52	1300	N/A	N/A	N/A	N/A	2	51
58	1450	N/A	N/A	N/A	N/A	1 7/8	48

Shading indicates preferred spring option



Pole Location Chart - Imperial

A	X	Y	C
6"	2 5/8"	5 1/2"	6 1/8"
7"	3 1/4"	5 1/2"	6 3/8"
8"	3 7/8"	5 1/2"	6 3/4"
9"	4 3/8"	5 1/2"	7"
10"	5"	5 1/2"	7 3/8"
11"	5 1/2"	5 1/2"	7 3/4"
12"	6 1/8"	5 1/2"	8 1/4"
13"	6 5/8"	5 1/2"	8 5/8"
14"	7 1/8"	5 1/2"	9"
15"	7 5/8"	5 1/2"	9 3/8"
16"	8 1/4"	5 1/2"	9 7/8"
17"	8 3/4"	5 1/2"	10 3/8"
18"	9 1/4"	5 1/2"	10 3/4"
19"	9 3/4"	5 1/2"	11 1/4"
20"	10 1/4"	5 1/2"	11 5/8"
21"	10 3/4"	5 1/2"	12 1/8"
22"	11 1/4"	5 1/2"	12 1/2"

Pole Location Chart - Metric

A	X	Y	C
150	65	140	150
175	81	140	155
200	96	140	162
225	109	140	171
250	125	140	179
275	138	140	189
300	153	140	198
325	166	140	209
350	178	140	219
375	191	140	229
400	206	140	239
425	219	140	252
450	231	140	263
475	244	140	273
500	256	140	284
525	269	140	295
550	281	140	307

Specifications:

- Maximum Belt Speed 500 FPM (2.5M/sec)
- Temperature Rating (ConShear, ConShear White)..... -30°F to 180°F (-35°C to 82°C)
- Temperature Rating (ConShear High Temp)..... Up to 275°F (135°C) with spikes to 325°F (164°C)
- Minimum Pulley Diameter 6" (150mm)
- Blade Height 4.5" (115mm)
- Usable Blade Wear Length 2-3/8" (60mm)
- Blade Material..... Urethane (proprietary blend for abrasion resistance and long wear)
- Available for Belt Widths..... 12" to 60" (300 to 1500mm).

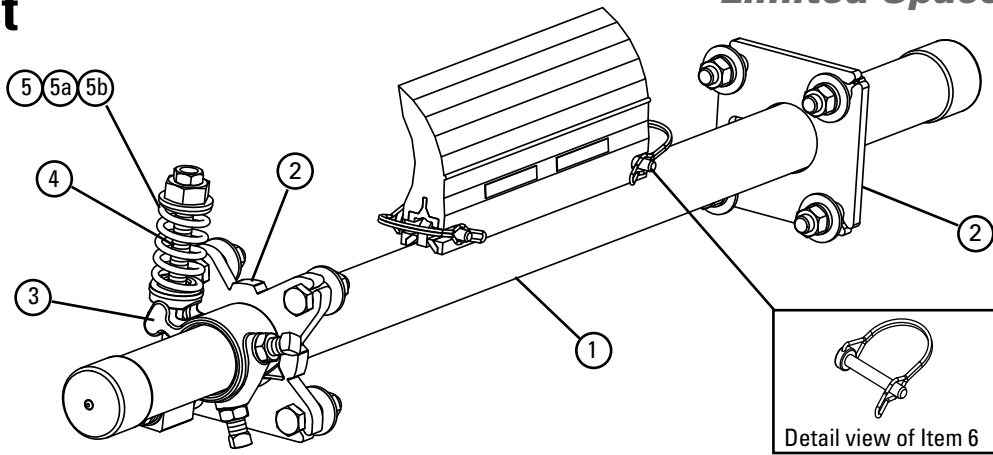
GOODYEAR
GOODYEARBELTING.COM

Call Toll Free: 1-866-711-4673
International: +1-727-342-5086

**We Ship
World Wide**

Replacement Parts List

EZP-LS Limited Space Precleaner



Replacement Parts

REF	DESCRIPTION	ORDERING NUMBER	ITEM CODE	WT. LBS.
1	12" (300mm) Pole	LSP12	77070	13.3
	18" (450mm) Pole	LSP18	77071	15.5
	24" (600mm) Pole	LSP24	77072	17.7
	30" (750mm) Pole	LSP30	77073	19.9
	36" (900mm) Pole	LSP36	77074	22.1
	42" (1050mm) Pole	LSP42	77075	24.3
	48" (1200mm) Pole	LSP48	77076	26.5
	54" (1350mm) Pole	LSP54	77077	28.7
60" (1500mm) Pole	LSP60	77078	31.0	
2	Mounting Plate Kit* (incl. 1 tensioner mounting plate and 1 pole mounting plate)	LSTMPK	77366	3.6
3	Torque Arm Kit* (1 ea.)	LST-TAK	77120	1.4
4	Pivot Block/Rod Kit* (1 ea.)	LSTPB-RK	77367	.8
5	Tension Spring - Purple (1 ea.) for blades 10'-16" (250-400mm)	LS-SPK	77365	.2
5a	Tension Spring - White (1 ea.) for blades 22" - 46" (550 - 1150mm)	LS-SW	77117	.3
5b	Tension Spring - Silver (1 ea.) for blades 52" - 58" (1300 - 1450mm)	LS-SS	77118	.3
6	LS Blade Pin (1 ea.)	LS-BP	77114	.1
-	LST Spring Tensioner* - Purple incl. 1 tensioner mounting plate and 1 ea. items 3, 4 & 5 for blades 10'-16" (250-400mm)	LST-P	77121	7.5
-	LST Spring Tensioner* - White incl. 1 tensioner mounting plate and 1 ea. items 3, 4 & 5a for blades 22" - 46" (550 - 1150mm)	LST-W	77122	7.6
-	LST Spring Tensioner* - Silver incl. 1 tensioner mounting plate and 1 ea. items 3, 4 & 5b for blades 52" - 58" (1300 - 1450mm)	LST-S	77123	7.6

Hardware Included

For Arch/Gordon Mini-Saber Blades

BELT WIDTH		BLADE WIDTH		ORDERING NUMBER	ITEM CODE	ARCH/GORDON PART NUMBER	WT. LBS.
in.	mm	in.	mm				
18	450	16	400	RBAGM-16	77106	MRBMN00018	3.3
24	600	22	550	RBAGM-22	77107	MRBMN00024	4.6
30	750	28	700	RBAGM-28	77108	MRBMN00030	5.8
36	900	34	850	RBAGM-34	77109	MRBMN00036	7.1
42	1050	40	1000	RBAGM-40	77110	MRBMN00042	8.3
48	1200	46	1150	RBAGM-46	77111	MRBMN00048	9.6

Additional sizes are available upon request. Call for pricing.

For ASGCO Mini-Skalper Blades

BELT WIDTH		BLADE WIDTH		ORDERING NUMBER	ITEM CODE	ASGCO PART NUMBER	WT. LBS.
in.	mm	in.	mm				
18	450	12	400	RBAMS-12	77376	ASG-SBBM-12A	2.1
24	600	18	550	RBAMS-18	77377	ASG-SBBM-18A	3.3
30	750	24	700	RBAMS-24	77378	ASG-SBBM-24A	4.6
36	900	30	850	RBAMS-30	77379	ASG-SBBM-30A	5.8
42	1050	36	1000	RBAMS-36	77380	ASG-SBBM-36A	7.1
48	1200	42	1150	RBAMS-42	77381	ASG-SBBM-42A	8.3

Additional sizes are available upon request. Call for pricing.

Spring Tensioner Selection Chart

CLEANER BLADE WIDTH	77121 Purple	77122 White	77123 Silver
ConShear-LS 10" - 16" (250 - 400mm)	X		
ConShear-LS 22" - 46" (550 - 1150mm)		X	
ConShear-LS 52" - 58" (1300 - 1450mm)			X

U.S. Patent No. D482,508S (blade)
Patent Pending (tensioner)

For best results use Flexco Genuine Replacement Blades and Parts.

GOODYEAR
GOODYEARBELTING.COM

Call Toll Free: 1-866-711-4673
International: +1-727-342-5086

**We Ship
World Wide**

Product Ordering Information

EZP-LS Stainless Steel Limited Space Precleaner with White ConShear™ LS Blade



EZP-LS Stainless Steel Precleaner with White ConShear™ LS Blade Belt Width Minus 2" (50mm)

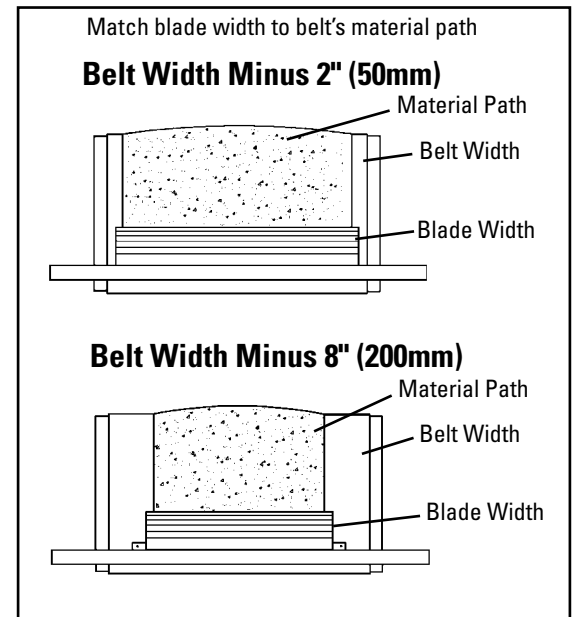
BELT WIDTH		BLADE WIDTH		ORDERING NUMBER	ITEM CODE	WT. LBS.
in.	mm	in.	mm			
12	300	10	250	CLSFG-212	77144	24.8
18	450	16	400	CLSFG-218	77145	28.2
24	600	22	550	CLSFG-224	77146	31.7
30	750	28	700	CLSFG-230	77147	35.1
36	900	34	850	CLSFG-236	77148	38.6
42	1050	40	1000	CLSFG-242	77149	42.0
48	1200	46	1150	CLSFG-248	77150	45.5
54	1350	52	1300	CLSFG-254	77151	48.9
60	1500	58	1450	CLSFG-260	77152	52.5

Lead time: 1 working day

EZP-LS Stainless Steel Precleaner with White ConShear™ LS Blade Belt Width Minus 8" (200mm)

BELT WIDTH		BLADE WIDTH		ORDERING NUMBER	ITEM CODE	WT. LBS.
in.	mm	in.	mm			
18	450	10	250	CLSFG-818	77153	27.0
24	600	16	400	CLSFG-824	77154	30.4
30	750	22	550	CLSFG-830	77155	33.9
36	900	28	700	CLSFG-836	77156	37.3
42	1050	34	850	CLSFG-842	77157	40.8
48	1200	40	1000	CLSFG-848	77158	44.2
54	1350	46	1150	CLSFG-854	77159	47.7
60	1500	52	1300	CLSFG-860	77160	51.2

Lead time: 1 working day



Product Notes:

- White food-grade ConShear Precleaner is chemical resistant and all ingredients used in urethane formulation comply with the relevant requirements of 21 CFR (FDA Code of Federal Regulations) for use in repeated bulk dry food applications.
- For optimal cleaning and reduced blade retensioning maintenance, the cleaner blade width should be sized to fit the material path of the belt. The material path is typically 2/3 of the belt width.
- Each cleaner can be retrofitted with three replacement blade sizes (belt width -2" (50mm), -8" (200mm), or -14" (350mm)).
- Comes complete with universal mounting plates and tensioner(s).
- Visual tension check. No guesswork on blade tensioning. Simply measure the spring, check label on tensioner and turn adjusting nut to restore optimal tension.
- Visual blade wear check. Tensioner has built-in gauge to monitor blade wear.
- Works with mechanical splices. Urethane blade glides over splices.
- Compatible with reversing belts.
- For applications requiring longer pole lengths, go to the minus 8" (200mm) chart and select the cleaner one belt width size larger. This will provide a pole 6" (150mm) longer and a blade size of belt width minus 2" (50mm).

U.S. Patent No. D482,508S (blade)

Patent Pending (tensioner)

GOODYEAR
GOODYEARBELTING.COM

Call Toll Free: 1-866-711-4673
International: +1-727-342-5086

We Ship
World Wide

ConShear™ LS Replacement Blades

EZP-LS
Limited Space Precleaner

Blade Width Selection

BELT WIDTH		BELT WIDTH - 2" (50mm)		BELT WIDTH - 8" (200mm)		BELT WIDTH - 14" (350mm)	
in.	mm	in.	mm	in.	mm	in.	mm
12	300	10	250	N/A	N/A	N/A	N/A
18	450	16	400	10	250	N/A	N/A
24	600	22	550	16	400	10	250
30	750	28	700	22	550	16	400
36	900	34	850	28	700	22	550
42	1050	40	1000	34	850	28	700
48	1200	46	1150	40	1000	34	850
54	1350	52	1300	46	1150	40	1000
60	1500	58	1450	52	1300	46	1150



Replacement ConShear™-LS White Blades (Chemical Resistant/Food Grade) ‡

BLADE WIDTH		ORDERING NUMBER	ITEM CODE	WT. LBS.
in.	mm			
10	250	CRB-LS10W	77097	2.1
16	400	CRB-LS16W	77098	3.3
22	550	CRB-LS22W	77099	4.6
28	700	CRB-LS28W	77100	5.8
34	850	CRB-LS34W	77101	7.1
40	1000	CRB-LS40W	77102	8.3
46	1150	CRB-LS46W	77103	9.6
52	1300	CRB-LS52W	77104	10.8
58	1450	CRB-LS58W	77105	12.1

Other blade sizes available upon request.
Lead time: 1 working day

‡ All ingredients used in the urethane formulation of this blade comply with the relevant requirements of 21 CFR (FDA Code of Federal Regulations) for use in repeated bulk dry food applications

Replacement ConShear™-LS Blades

BLADE WIDTH		ORDERING NUMBER	ITEM CODE	WT. LBS.
in.	mm			
10	250	CRB-LS10	77088	2.1
16	400	CRB-LS16	77089	3.3
22	550	CRB-LS22	77090	4.6
28	700	CRB-LS28	77091	5.8
34	850	CRB-LS34	77092	7.1
40	1000	CRB-LS40	77093	8.3
46	1150	CRB-LS46	77094	9.6
52	1300	CRB-LS52	77095	10.8
58	1450	CRB-LS58	77096	12.1

Other blade sizes available upon request.
Lead time: 1 working day

Replacement ConShear™-LS High-Temp Blades

BLADE WIDTH		ORDERING NUMBER	ITEM CODE	WT. LBS.
in.	mm			
10	250	CRB-LS10HT	77551	2.1
16	400	CRB-LS16HT	77552	3.3
22	550	CRB-LS22HT	77553	4.6
28	700	CRB-LS28HT	77554	5.8
34	850	CRB-LS34HT	77555	7.1
40	1000	CRB-LS40HT	77556	8.3
46	1150	CRB-LS46HT	77557	9.6
52	1300	CRB-LS52HT	77558	10.8
58	1450	CRB-LS58HT	77559	12.1

Other blade sizes available upon request.
Lead time: 1 working day

Product Notes:

- Take blade width and ordering number from the worn blade and use the Replacement Blade Chart.
- For optimal cleaning and reduced blade retensioning maintenance, the cleaner blade width should be sized to fit the material path of the belt. The material path is typically 2/3 of the belt width.
- The ConShear™ blade has a faceted profile that renews the cleaning edge as it wears.
- Visual tension check. No guesswork on blade tensioning. Simply measure the spring, check label on tensioner and turn adjusting nut to restore optimal tension.
- ConShear blades are made of a special long-wearing urethane.
- A molded-in blade wear line indicates when the blade is worn out and needs to be replaced.
- Blade replacement is quick. Pull one pin, remove the old blade and slide the new one in.

U.S. Patent No. D482,508S (blade)
Patent Pending (tensioner)

Call Toll Free: 1-866-711-4673
International: +1-727-342-5086

GOODYEAR
GOODYEARBELTING.COM

**We Ship
World Wide**

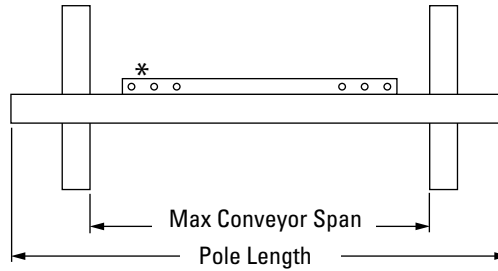
Specifications & Guidelines

EZP-LS Stainless Steel Limited Space Precleaner with White ConShear™ LS Blade

Pole Length Specifications

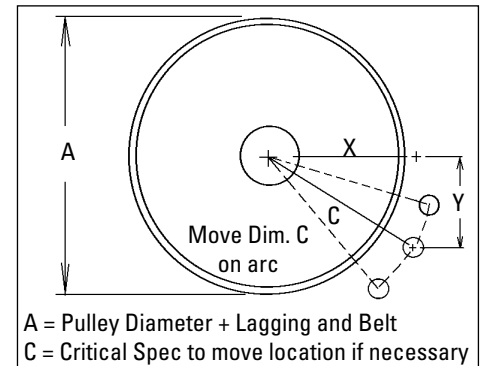
CLEANER SIZE		POLE LENGTH		MAXIMUM CONVEYOR SPAN	
in.	mm	in.	mm	in.	mm
12	300	42	1050	37	925
18	450	48	1200	43	1075
24	600	54	1350	49	1225
30	750	60	1500	55	1375
36	900	66	1650	61	1525
42	1050	72	1800	67	1675
48	1200	78	1950	73	1825
54	1350	88	2200	83	2075
60	1500	94	2350	89	2225

Pole Diameter - 1-7/8" (48 mm)



*Each pole size can be used with a blade size either belt width minus 2" (50mm), belt width minus 8" (200mm), or belt width minus 14" (350mm).

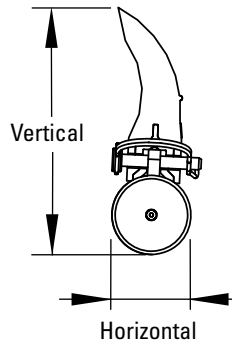
Pole Location Specs



A = Pulley Diameter + Lagging and Belt
C = Critical Spec to move location if necessary

Clearance Guidelines for Installation

HORIZONTAL CLEARANCE REQUIRED		VERTICAL CLEARANCE REQUIRED	
in.	mm	in.	mm
3	75	6 1/2	165



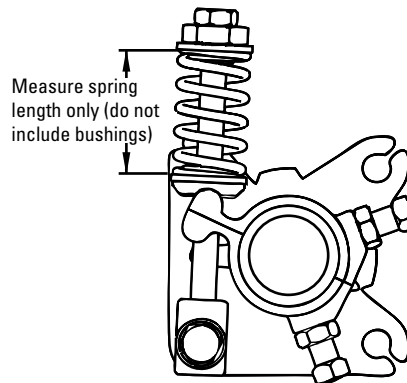
Pole Location Chart - Imperial

A	X	Y	C
6"	2 5/8"	5 1/2"	6 1/8"
7"	3 1/4"	5 1/2"	6 3/8"
8"	3 7/8"	5 1/2"	6 3/4"
9"	4 3/8"	5 1/2"	7"
10"	5"	5 1/2"	7 3/8"
11"	5 1/2"	5 1/2"	7 3/4"
12"	6 1/8"	5 1/2"	8 1/4"
13"	6 5/8"	5 1/2"	8 5/8"
14"	7 1/8"	5 1/2"	9"
15"	7 5/8"	5 1/2"	9 3/8"
16"	8 1/4"	5 1/2"	9 7/8"
17"	8 3/4"	5 1/2"	10 3/8"
18"	9 1/4"	5 1/2"	10 3/4"
19"	9 3/4"	5 1/2"	11 1/4"
20"	10 1/4"	5 1/2"	11 5/8"
21"	10 3/4"	5 1/2"	12 1/8"
22"	11 1/4"	5 1/2"	12 1/2"

Spring Length Chart

BLADE WIDTH		BLACK SPRING		WHITE SPRING		DUAL WHITE SPRINGS	
in.	mm	in.	mm	in.	mm	in.	mm
10	250	3 1/2	89	3 3/4	95	3 7/8	98
16	400	3 1/4	83	3 5/8	92	3 7/8	98
22	550	2 7/8	73	3 1/2	89	3 3/4	95
28	700	2 5/8	67	3 3/8	86	3 3/4	95
34	850	N/A	N/A	3 1/4	83	3 5/8	92
40	1000	N/A	N/A	3 1/8	79	3 5/8	92
46	1150	N/A	N/A	3	76	3 1/2	89
52	1300	N/A	N/A	N/A	N/A	3 1/2	89
58	1450	N/A	N/A	N/A	N/A	3 3/8	86

Shading indicates preferred spring option



Pole Location Chart - Metric

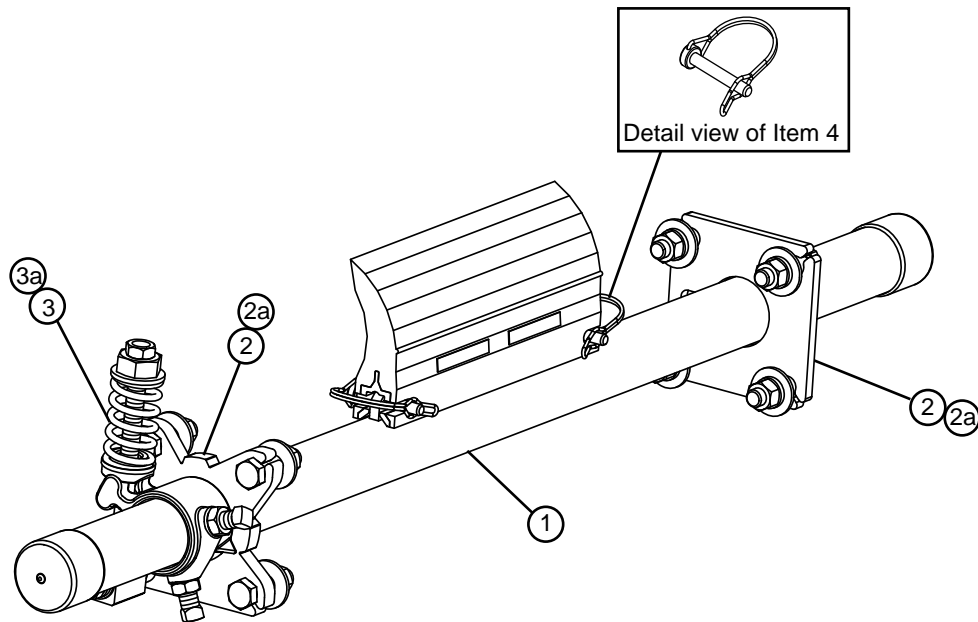
A	X	Y	C
150	65	140	150
175	81	140	155
200	96	140	162
225	109	140	171
250	125	140	179
275	138	140	189
300	153	140	198
325	166	140	209
350	178	140	219
375	191	140	229
400	206	140	239
425	219	140	252
450	231	140	263
475	244	140	273
500	256	140	284
525	269	140	295
550	281	140	307

Specifications:

- Maximum Belt Speed 500 FPM (2.5M/sec)
- Temperature Rating (ConShear, ConShear White)..... -30°F to 180°F (-35°C to 82°C)
- Temperature Rating (ConShear High Temp) Up to 275°F (135°C) with spikes to 325°F (164°C)
- Minimum Pulley Diameter 6" (150mm)
- Blade Height 4.5" (115mm)
- Usable Blade Wear Length 2-3/8" (60mm)
- Blade Material (ConShear White) Urethane (chemical resistant/food grade)
- Available for Belt Widths 12" to 60" (300 to 1500mm).

Replacement Parts List

EZP-LS Stainless Steel Limited Space Precleaner with White ConShear™ LS Blade



Replacement Parts

REF	DESCRIPTION	ORDERING NUMBER	ITEM CODE	WT. LBS.
1	12" (300mm) SS Pole	LSP12-S/S	77079	13.3
	18" (450mm) SS Pole	LSP18-S/S	77080	15.5
	24" (600mm) SS Pole	LSP24-S/S	77081	17.7
	30" (750mm) SS Pole	LSP30-S/S	77082	19.9
	36" (900mm) SS Pole	LSP36-S/S	77083	22.1
	42" (1050mm) SS Pole	LSP42-S/S	77084	24.3
	48" (1200mm) SS Pole	LSP48-S/S	77085	26.5
	54" (1350mm) SS Pole	LSP54-S/S	77086	28.7
60" (1500mm) SS Pole	LSP60-S/S	77087	31.0	
2	SS Mounting Plate Kit (10"-46"/250-1150mm)* (incl. 1 tensioner mounting plate and 1 pole mounting plate)	LSTMPK-S/S	78933	3.6
2a	SS Mounting Plate Kit (52"+/1300mm+)* (incl. 2 tensioner mounting plates)	LSTMPK2-S/S	78462	7.2
3	Tension Spring - Black (1 ea.) for blades 10"-28" (250-700mm)	CTS-B-S/S	78387	.2
3a	Tension Spring - White (1 ea.) for blades 34" - 70" (850 - 1750mm)	LS-SW-S/S	78850	.3
4	SS LS Blade Pin (1 ea.)	LS-BP-S/S	77115	.1
-	SS LST Spring Tensioner* - Black incl. 1 ea. items 2 & 3 for blades 10"-28" (250 - 700mm)	LST-B-S/S	77124	7.5
-	SS LST Spring Tensioner* - White incl. 1 ea. items 2 & 3a for blades 34"- 46" (850 - 1150mm)	LST-W-S/S	77125	7.6
-	SS LST Spring Tensioner* - White (dual) incl. 1 ea. item 2a and 2 ea. item 3a for blades 52"- 70" (1300 - 1750mm)	LST-W-S/S-2	77126	15.2

*Hardware Included

Spring Tensioner Selection Chart

CLEANER BLADE WIDTH	77124 Black (single)	77125 White (single)	77126 White (dual)
Food Grade-LS 10" - 28" (250 - 700mm)	X		
Food Grade-LS 34" - 46" (850 - 1150mm)		X	
Food Grade-LS 52" - 70" (1300 - 1750mm)			X

For best results use Flexco Genuine Replacement Blades and Parts.

GOODYEAR
GOODYEARBELTING.COM

Call Toll Free: 1-866-711-4673
International: +1-727-342-5086

**We Ship
World Wide**

Product Ordering Information

MSP
Standard Mine-Duty Precleaner

MSP Standard-Duty Precleaner Belt Width Minus 2" (50mm)

BELT WIDTH		BLADE WIDTH		ORDERING NUMBER	ITEM CODE	WT. LBS.
in.	mm	in.	mm			
24	600	22	550	MSP-224	75787	83.4
30	750	28	700	MSP-230	75788	89.6
36	900	34	850	MSP-236	75789	98.2
42	1050	40	1000	MSP-242	75790	106.0
48	1200	46	1150	MSP-248	75791	113.2
54	1350	52	1300	MSP-254	75792	120.0
60	1500	58	1450	MSP-260	75793	125.7
72	1800	70	1750	MSP-272	75794	140.2
84	2100	82	2050	MSP-284	76796	164.2

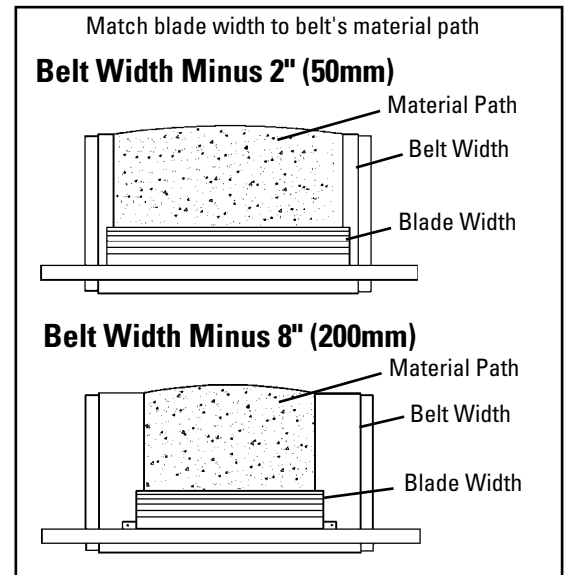
Lead time: 1 working day



MSP Standard-Duty Precleaner Belt Width Minus 8" (200mm)

BELT WIDTH		BLADE WIDTH		ORDERING NUMBER	ITEM CODE	WT. LBS.
in.	mm	in.	mm			
24	600	16	400	MSP-824	75795	80.6
30	750	22	550	MSP-830	75796	86.9
36	900	28	700	MSP-836	75797	95.5
42	1050	34	850	MSP-842	75798	103.2
48	1200	40	1000	MSP-848	75799	110.5
54	1350	46	1150	MSP-854	75800	117.2
60	1500	52	1300	MSP-860	75801	123.0
72	1800	64	1600	MSP-872	75802	134.7
84	2100	76	1900	MSP-884	76797	160.0

Lead time: 1 working day



Product Notes:

- Recommended for standard-duty conveyor applications. For tougher belt applications see the MMP Medium-Duty Precleaner (page 39). For extreme, abusive applications see the MHP Heavy-Duty Precleaner (page 47) or the MHCP Heavy-Duty Cartridge Precleaner (page 54).
- Material Path Option: Fit the blade width to the belt's material path. The material path is typically the center 2/3 of the belt width. In most cases a blade size of belt width minus 8" (200mm) may be the best solution.
- Each cleaner pole is retrofittable for three blade sizes (belt width minus 2" (50mm), minus 8" (200mm) or minus 14" (350mm)).
- Pole Length: Belt width plus 54" (1350mm). For conveyors requiring longer pole lengths, go to the minus 8" (200mm) chart and select the cleaner one belt width size larger. This will provide a pole 6" (150mm) longer and a blade size of belt width minus 2" (50mm). For longer requirements see Installation Accessories - Pole Extender Kit (page 123).
- Visual Tension Check: No guesswork on blade tensioning. Measure the spring and adjust to specified length per blade width to restore optimal tensioning.
- To make cleaner installation easier and quicker, see Optional Mounting Kits (page 123).

U.S. Patent No. D482,508S

GOODYEAR
GOODYEARBELTING.COM

Call Toll Free: 1-866-711-4673
International: +1-727-342-5086

**We Ship
World Wide**

Product Ordering Information

Stainless Steel MSP Standard Mine-Duty Precleaner



Stainless Steel MSP Standard-Duty Precleaner Belt Width Minus 2" (50mm)

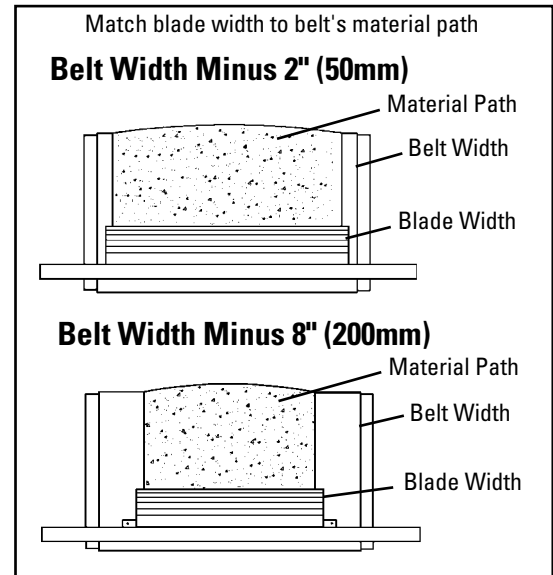
BELT WIDTH		BLADE WIDTH		ORDERING NUMBER	ITEM CODE	WT. LBS.
in.	mm	in.	mm			
24	600	22	550	MSP-224-S/S	77453	83.4
30	750	28	700	MSP-230-S/S	77454	89.6
36	900	34	850	MSP-236-S/S	77455	98.2
42	1050	40	1000	MSP-242-S/S	77456	106.0
48	1200	46	1150	MSP-248-S/S	77457	113.2
54	1350	52	1300	MSP-254-S/S	77458	120.0
60	1500	58	1450	MSP-260-S/S	77459	125.7
72	1800	70	1750	MSP-272-S/S	77460	140.2
84	2100	82	2050	MSP-284-S/S	77461	164.2

Lead time: 3 weeks

Stainless Steel MSP Standard-Duty Precleaner Belt Width Minus 8" (200mm)

BELT WIDTH		BLADE WIDTH		ORDERING NUMBER	ITEM CODE	WT. LBS.
in.	mm	in.	mm			
24	600	16	400	MSP-824-S/S	77462	80.6
30	750	22	550	MSP-830-S/S	77463	86.9
36	900	28	700	MSP-836-S/S	77464	95.5
42	1050	34	850	MSP-842-S/S	77465	103.2
48	1200	40	1000	MSP-848-S/S	77466	110.5
54	1350	46	1150	MSP-854-S/S	77467	117.2
60	1500	52	1300	MSP-860-S/S	77468	123.0
72	1800	64	1600	MSP-872-S/S	77470	134.7
84	2100	76	1900	MSP-884-S/S	77471	160.0

Lead time: 3 weeks



Product Notes:

- Recommended for standard-duty conveyor applications, but in corrosive environments.
- Material Path Option: Fit the blade width to the belt's material path. The material path is typically the center 2/3 of the belt width. In most cases a blade size of belt width minus 8" (200mm) may be the best solution.
- Each cleaner pole is retrofittable for three blade sizes (belt width minus 2" (50mm), minus 8" (200mm) or minus 14" (350mm)).
- Pole Length: Belt width plus 54" (1350mm). For conveyors requiring longer pole lengths, go to the minus 8" chart and select the cleaner one belt width size larger. This will provide a pole 6" (150mm) longer and a blade size of belt width minus 2" (50mm). For longer requirements see Installation Accessories - Pole Extender Kit (page 123).
- Visual Tension Check: No guesswork on blade tensioning. Measure the spring and adjust to specified length per blade width to restore optimal tensioning.
- To make cleaner installation easier and quicker, see Optional Mounting Kits (page 123).

U.S. Patent No. D482,508S

GOODYEAR
GOODYEARBELTING.COM

Call Toll Free: 1-866-711-4673
International: +1-727-342-5086


**We Ship
World Wide**

ConShear™ Replacement Blades

MSP
Standard Mine-Duty Precleaner

Blade Width Selection

BELT WIDTH		BELT WIDTH - 2" (50mm)		BELT WIDTH - 8" (200mm)		BELT WIDTH - 14" (350mm)	
in.	mm	in.	mm	in.	mm	in.	mm
24	600	22	550	16	400	10	250
30	750	28	700	22	550	16	400
36	900	34	850	28	700	22	550
42	1050	40	1000	34	850	28	700
48	1200	46	1150	40	1000	34	850
54	1350	52	1300	46	1150	40	1000
60	1500	58	1450	52	1300	46	1150
72	1800	70	1750	64	1600	58	1450
84	2100	82	2050	76	1900	70	1750



Replacement High Temp ConShear™ Blades

(Color Identification: Yellow)

BLADE WIDTH		ORDERING NUMBER	ITEM CODE	WT. LBS.
in.	mm			
10	250	CRB-HT10	76593	4.8
16	400	CRB-HT16	76594	7.6
22	550	CRB-HT22	76595	10.4
28	700	CRB-HT28	76596	13.2
34	850	CRB-HT34	76597	16.2
40	1000	CRB-HT40	76598	19.1
46	1150	CRB-HT46	76599	21.9
52	1300	CRB-HT52	76600	24.8
58	1450	CRB-HT58	76601	27.6
64	1600	CRB-HT64	76602	30.5
70	1750	CRB-HT70	76603	33.4

Lead time: 1 working day

Ordering Information ConShear™ Replacement Blades

BLADE WIDTH		ORDERING NUMBER	ITEM CODE	WT. LBS.
in.	mm			
10	250	CRB10	75628	4.6
16	400	CRB16	75629	7.3
22	550	CRB22	75630	10.1
28	700	CRB28	75631	12.8
34	850	CRB34	75632	15.5
40	1000	CRB40	75633	18.3
46	1150	CRB46	75634	21.0
52	1300	CRB52	75635	23.8
58	1450	CRB58	75636	26.5
64	1600	CRB64	75775	29.2
70	1750	CRB70	75773	32.0
76	1900	CRB76	76940	34.7
82	2050	CRB82	76941	37.5

Other blade sizes available upon request.
Lead time: 1 working day

Replacement White ConShear™ Blades (Chemical Resistant/Food Grade) ‡

BLADE WIDTH		ORDERING NUMBER	ITEM CODE	WT. LBS.
in.	mm			
10	250	CRB-W10	78471	4.8
16	400	CRB-W16	78472	7.6
22	550	CRB-W22	78473	10.4
28	700	CRB-W28	78474	13.2
34	850	CRB-W34	78475	16.2
40	1000	CRB-W40	78476	19.1
46	1150	CRB-W46	78477	21.9
52	1300	CRB-W52	78478	24.8
58	1450	CRB-W58	78479	27.6
64	1600	CRB-W64	78480	30.5
70	1750	CRB-W70	78481	33.4

Lead time: 1 working day

‡ All ingredients used in the urethane formulation of this blade comply with the relevant requirements of 21 CFR (FDA Code of Federal Regulations) for use in repeated bulk dry food applications

Product Notes:

- A molded-in wear line indicates when the blade is worn out and needs to be replaced.
- Faceted blade profile: Renews its cleaning edge as the blade wears.
- ConShear™ blades are made of a special long-wearing urethane.
- Quick blade replacement: Pull one pin, remove the old blade and slide the new one in.

U.S. Patent No. D482,508S

GOODYEAR
GOODYEARBELTING.COM

Call Toll Free: 1-866-711-4673
International: +1-727-342-5086

**We Ship
World Wide**

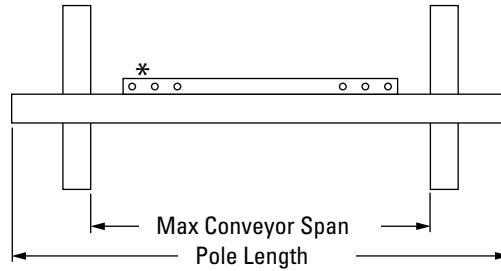
Specifications & Guidelines

MSP Standard Mine-Duty Precleaner

Pole Length Specifications*

CLEANER SIZE		POLE LENGTH		MAXIMUM CONVEYOR SPAN	
in.	mm	in.	mm	in.	mm
24	600	78	1950	68	1700
30	750	84	2100	74	1850
36	900	90	2250	80	2000
42	1050	96	2400	86	2150
48	1200	102	2550	92	2300
54	1350	108	2700	98	2450
60	1500	114	2850	104	2600
72	1800	126	3150	116	2900
84	2100	138	3450	128	3200

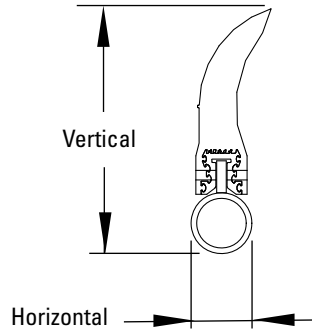
* For special extra long pole length requirements a Pole Extender Kit (#76024) is available that provides 30" (750mm) of extended pole length. See page 123.
Pole Diameter - 2-7/8" (73mm)



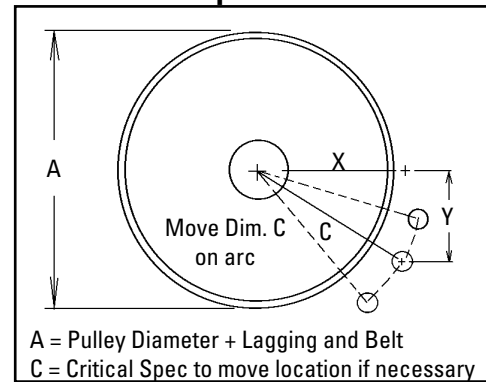
*Each pole size can be used with a blade size either belt width minus 2" (50mm), belt width minus 8" (200mm), or belt width minus 14" (350mm).

Clearance Guidelines for Installation

HORIZONTAL CLEARANCE REQUIRED		VERTICAL CLEARANCE REQUIRED	
in.	mm	in.	mm
4	100	10	250



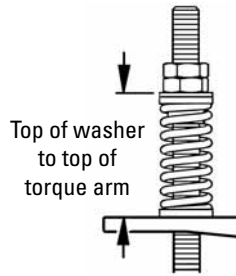
Pole Location Specs



Spring Length Chart

BLADE WIDTH		PURPLE SPRING		WHITE SPRING		GOLD SPRING	
in.	mm	in.	mm	in.	mm	in.	mm
16	400	5 1/4	133	6 1/4	159	N/A	N/A
22	550	4 3/4	121	6 1/8	156	N/A	N/A
28	700	4 1/8	105	5 7/8	149	N/A	N/A
34	850	N/A	N/A	5 3/4	146	6 1/8	156
40	1000	N/A	N/A	5 5/8	143	6 1/8	156
46	1150	N/A	N/A	5 1/2	140	6	152
52	1300	N/A	N/A	5 3/8	137	5 7/8	149
58	1450	N/A	N/A	5 1/8	130	5 7/8	149
64	1600	N/A	N/A	5	127	5 3/4	146
70	1750	N/A	N/A	4 7/8	124	5 5/8	143
76	1900	N/A	N/A	N/A	N/A	5 5/8	143
82	2050	N/A	N/A	N/A	N/A	5 1/2	140

Shading indicates preferred spring option



Specifications:

- Maximum Belt Speed 700 FPM (3.5M/sec)
- Temperature Rating (ConShear, ConShear White) ... -30°F to 180°F (-35°C to 82°C)
- Temperature Rating (ConShear High Temp) Up to 275°F (135°C) with spikes to 325°F (164°C)
- Minimum Pulley Diameter 16" (400mm)
- Blade Height 7-1/4" (185mm)
- Usable Blade Wear Length 4" (100mm)
- Blade Material Urethane (proprietary blend for abrasion resistance and long wear)
- Available for Belt Widths 24" to 84" (600 to 2100mm)

U.S. Patent No. D482,508S

Pole Location Chart IMPERIAL Pole Location Chart METRIC

A	X	Y	C	A	X	Y	C
16"	7 1/8"	9"	11 1/2"	450	204	230	308
17"	7 7/8"	9"	12"	475	222	230	320
18"	8 1/4"	9"	12 1/4"	500	232	230	326
19"	9"	9"	12 3/4"	525	248	230	338
20"	9 3/8"	9"	13"	550	266	230	352
21"	10"	9"	13 1/2"	575	282	230	364
22"	10 3/4"	9"	14"	600	298	230	376
23"	11 3/8"	9"	14 1/2"	625	312	230	388
24"	12"	9"	15"	650	330	230	402
25"	12 5/8"	9"	15 1/2"	675	344	230	414
26"	13 1/4"	9"	16"	700	358	230	426
27"	13 7/8"	9"	16 1/2"	725	372	230	438
28"	14 3/8"	9"	17"	750	390	230	452
29"	15"	9"	17 1/2"	775	402	230	464
30"	15 5/8"	9"	18"	800	416	230	476
31"	16 1/8"	9"	18 1/2"	825	430	230	488
32"	16 3/4"	9"	19"	850	446	230	502
33"	17 1/4"	9"	19 1/2"	875	460	230	514
34"	17 7/8"	9"	20"	900	474	230	526
35"	18 3/8"	9"	20 1/2"	925	486	230	538
36"	19"	9"	21"	950	502	230	552
37"	19 1/2"	9"	21 1/2"	975	514	230	564
38"	20"	9"	22"	1000	528	230	576
39"	20 5/8"	9"	22 1/2"	1025	542	230	588
40"	21 1/8"	9"	23"	1050	556	230	602
41"	21 3/4"	9"	23 1/2"				
42"	22 1/4"	9"	24"				

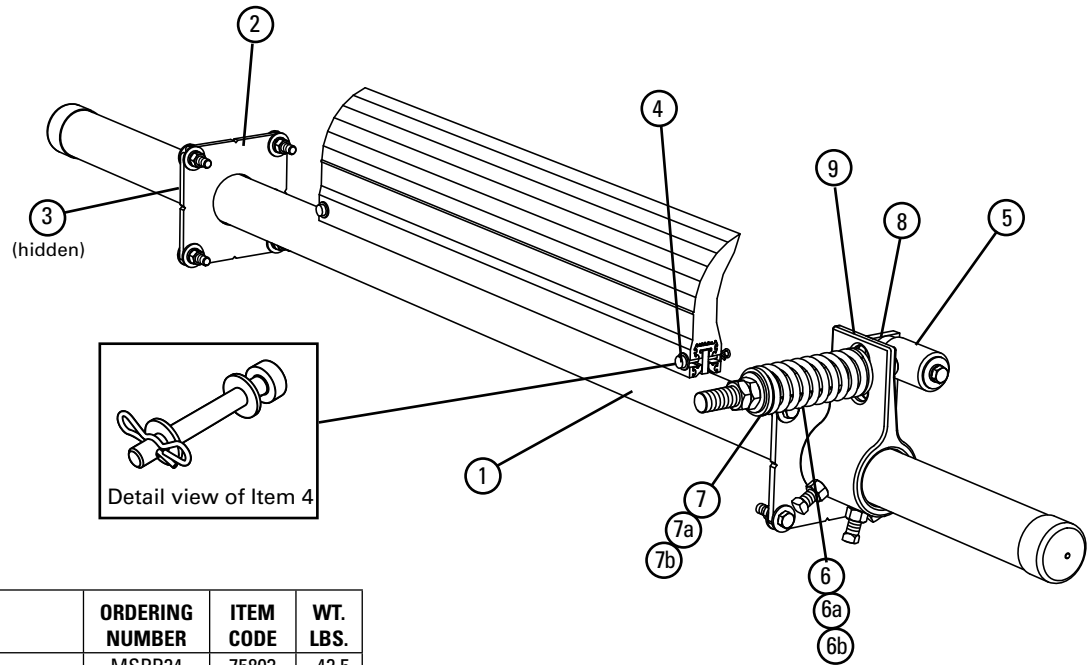
GOODYEAR
GOODYEARBELTING.COM

Call Toll Free: 1-866-711-4673
International: +1-727-342-5086

**We Ship
World Wide**

Replacement Parts List

MSP
Standard Mine-Duty Precleaner



Replacement Parts

REF	DESCRIPTION	ORDERING NUMBER	ITEM CODE	WT. LBS.
1	24" (600mm) Pole	MSPP24	75803	42.5
	30" (750mm) Pole	MSPP30	75804	46.0
	36" (900mm) Pole	MSPP36	75805	50.5
	42" (1050mm) Pole	MSPP42	75806	55.5
	48" (1200mm) Pole	MSPP48	75807	60.0
	54" (1350mm) Pole	MSPP54	75808	64.0
	60" (1500mm) Pole	MSPP60	75809	67.0
	72" (1800mm) Pole	MSPP72	75810	76.0
	84" (2100mm) Pole	MSPP84	76807	88.6
2	Mounting Plate Kit* (2 ea.)	MSPMPK	75811	8.3
3	Pole Lock* (1 ea.)	MSPPL	75816	1.9
4	Blade Pin Kit* (1 ea.)	MSPBPK	75831	0.1
5	Pivot Arm Kit* (1 ea.)	QMTPAK	76096	4.3
6	Tension Spring - Purple (1 ea.) for blades 16" - 28" (400 - 700mm)	QMTS-P	75845	0.6
6a	Tension Spring - White (1 ea.) for blades 34" - 70" (850 - 1750mm)	PSTS-W	75898	1.7
6b	Tension Spring - Gold (1 ea.) for blades 76" - 82" (1900 - 2050mm)	QMTS-G	76484	2.5
7	Bushing Kit - Purple (2 ea.)	QMTBK-P	76097	0.1
7a	Bushing Kit - White (2 ea.)	QMTBK-W	76098	0.2
7b	Bushing Kit - Gold (2 ea.)	QMTBK-G	76540	0.3
8	Pivot Shaft Bracket Kit* (1 ea.)	QMTPSBK	76099	4.3
9	Torsion Arm Kit* (1 ea.)	PSTA	75896	11.4
-	QMT Spring Tensioner* - Purple (incl. 1 ea. Items 5, 6, 7, 8, & 9) for blades 16" - 28" (400 - 700mm)	QMT-P	76074	20.4
-	QMT Spring Tensioner* - White (incl. 1 ea. Items 5, 6a, 7a, 8, & 9) for blades 34" - 70" (850 - 1750mm)	QMT-W	76075	21.8
-	QMT Spring Tensioner* - Gold (incl. 1 ea. Items 5, 6b, 7b, 8, & 9) for blades 76" - 82" (1900 - 2050mm)	QMT-G	76483	23.2

*Hardware Included

Lead Time: 1 working day

Spring Tensioner Selection Chart

CLEANER BLADE WIDTH	76074 QMT-P	76075 QMT-W	76483 QMT-G
ConShear 16" - 28" (400 - 700mm)	X		
ConShear 34" - 70" (850 - 1750mm)		X	
ConShear 76" - 82" (1900 - 2050mm)			X

U.S. Patent No. D482,508S

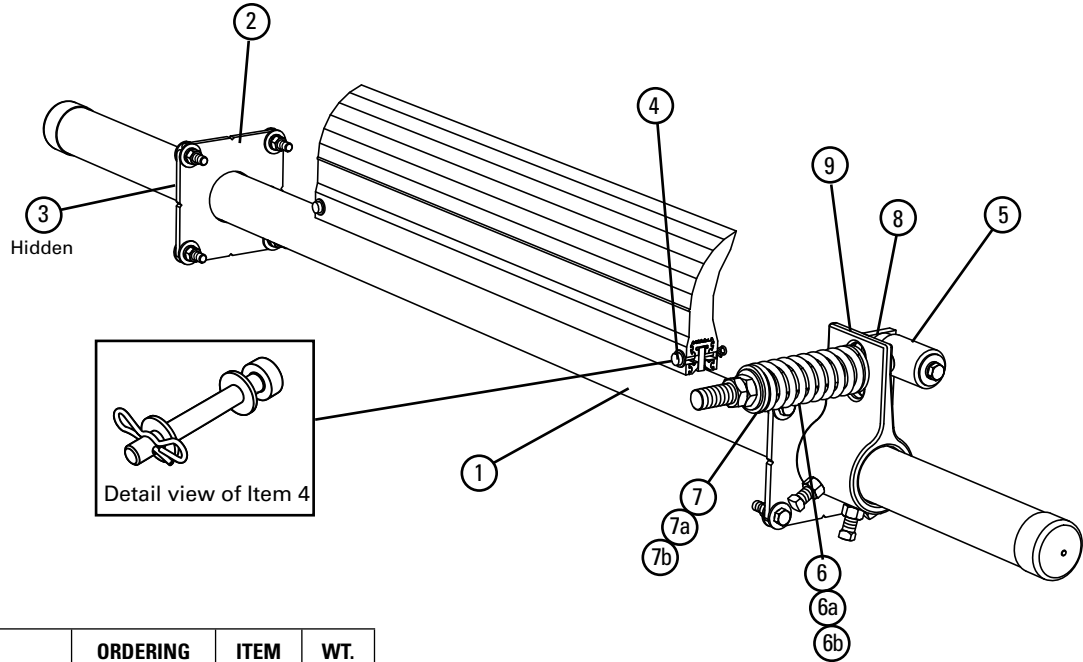
GOODYEAR
GOODYEARBELTING.COM

Call Toll Free: 1-866-711-4673
International: +1-727-342-5086

**We Ship
World Wide**

Replacement Parts List

Stainless Steel MSP Standard Mine-Duty Precleaner



Replacement Parts

REF	DESCRIPTION	ORDERING NUMBER	ITEM CODE	WT. LBS.
1	24" (600mm) SS Pole	MSPP24-S/S	77472	42.5
	30" (750mm) SS Pole	MSPP30-S/S	77473	46.0
	36" (900mm) SS Pole	MSPP36-S/S	77474	50.5
	42" (1050mm) SS Pole	MSPP42-S/S	77475	55.5
	48" (1200mm) SS Pole	MSPP48-S/S	77476	60.0
	54" (1350mm) SS Pole	MSPP54-S/S	77477	64.0
	60" (1500mm) SS Pole	MSPP60-S/S	77478	67.0
	72" (1800mm) SS Pole	MSPP72-S/S	77479	76.0
	84" (2100mm) SS Pole	MSPP84-S/S	77480	88.6
2	SS Mounting Plate Kit* (2 ea.)	MSPMPK-S/S	77582	8.3
3	SS Pole Lock* (1 ea.)	MSPPL-S/S	77524	1.9
4	SS Blade Pin Kit* (1 ea.)	MSPBPK-S/S	77583	0.1
5	SS Pivot Arm Kit* (1 ea.)	QMTPAK-S/S	77587	4.3
6	SS Tension Spring - Purple (1 ea.) for blades 16" - 28" (400 - 700mm)	QMTS-P-S/S	77450	0.6
6a	SS Tension Spring - White (1 ea.) for blades 34" - 70" (850 - 1750mm)	QMTS-W-S/S	77451	1.7
6b	SS Tension Spring - Gold (1 ea.) for blades 76" - 82" (1900 - 2050mm)	QMTS-G-S/S	77452	2.5
7	Bushing Kit - Purple (2 ea.)	QMTBK-P	76097	0.1
7a	Bushing Kit - White (2 ea.)	QMTBK-W	76098	0.2
7b	Bushing Kit - Gold (2 ea.)	QMTBK-G	76540	0.3
8	SS Pivot Shaft Bracket Kit* (1 ea.)	QMTPSBK-S/S	77588	4.3
9	SS Torsion Arm Kit* (1 ea.)	PSTA-S/S	77442	11.4
-	SS QMT Spring Tensioner* - Purple (incl. 1 ea. Items 5, 6, 7, 8, & 9) for blades 16" - 28" (400 - 700mm)	QMT-P-S/S	77584	20.4
-	SS QMT Spring Tensioner* - White (incl. 1 ea. Items 5, 6a, 7a, 8, & 9) for blades 34" - 70" (850 - 1750mm)	QMT-W-S/S	77585	21.8
-	SS QMT Spring Tensioner* - Gold (incl. 1 ea. Items 5, 6b, 7b, 8, & 9) for blades 76" - 82" (1900 - 2050mm)	QMT-G-S/S	77586	23.2

*Hardware Included
Lead Time: 1 working day

Spring Tensioner Selection Chart

CLEANER BLADE WIDTH	77584 QMT-P-S/S	77585 QMT-W-S/S	77586 QMT-G-S/S
ConShear 16" - 28" (400 - 700mm)	X		
ConShear 34" - 70" (850 - 1750mm)		X	
ConShear 76" - 82" (1900 - 2050mm)			X

Shaded items are made to order.
Lead time: 3 weeks

U.S. Patent No. D482,508S

GOODYEAR
GOODYEARBELTING.COM

Call Toll Free: 1-866-711-4673
International: +1-727-342-5086

**We Ship
World Wide**

Product Ordering Information

MMP Medium Mine-Duty Precleaner



MMP Medium-Duty Precleaner Belt Width Minus 6" (50mm)

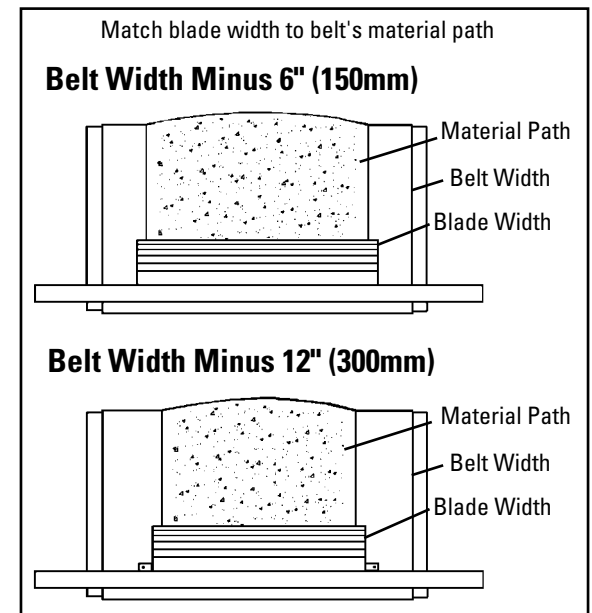
BELT WIDTH		BLADE WIDTH		ORDERING NUMBER	ITEM CODE	WT. LBS.
in.	mm	in.	mm			
24	600	18	450	MMP-624	76450	159.4
30	750	24	600	MMP-630	76451	175.0
36	900	30	750	MMP-636	76452	190.6
42	1050	36	900	MMP-642	76453	206.2
48	1200	42	1050	MMP-648	76454	221.8
54	1350	48	1200	MMP-654	76455	237.4
60	1500	54	1350	MMP-660	76456	253.0
72	1800	66	1650	MMP-672	76457	291.1
84	2100	78	1950	MMP-684	76798	344.1
96	2400	90	2250	MMP-696	79033	397.1

Lead time: 1 working day

MMP Medium-Duty Precleaner Belt Width Minus 12" (300mm)

BELT WIDTH		BLADE WIDTH		ORDERING NUMBER	ITEM CODE	WT. LBS.
in.	mm	in.	mm			
30	750	18	450	MMP-1230	76551	168.0
36	900	24	600	MMP-1236	76552	183.6
42	1050	30	750	MMP-1242	76553	199.2
48	1200	36	900	MMP-1248	76554	214.8
54	1350	42	1050	MMP-1254	76555	230.4
60	1500	48	1200	MMP-1260	76556	246.0
72	1800	60	1500	MMP-1272	76557	284.1
84	2100	72	1800	MMP-1284	76799	337.1
96	2400	84	2100	MMP-1296	79034	390.1

Lead time: 1 working day



Product Notes:

- Recommended for medium-duty conveyor applications. For abusive applications see the MHCP Heavy-Duty Cartridge Precleaner (page 54).
- Material Path Option: Fit the blade width to the belt's material path. The material path is typically the center 2/3 of the belt width. In most cases a blade size of belt width minus 6" (150mm) may be the best solution.
- Each cleaner pole is retrofittable for three blade sizes (belt width minus 6" (150mm), minus 12" (300mm) or minus 18" (450mm)).
- Pole Length: Belt width plus 54" (1350mm). For longer requirements see Installation Accessories - Pole Extender Kit (page 123).
- Visual Tension Check: No guesswork on blade tensioning. Measure the spring and adjust to specified length per blade width to restore optimal tensioning.
- To make cleaner installation easier and quicker, see Optional Mounting Kits (page 123).

U.S. Patent No. D482,508S

GOODYEAR
GOODYEARBELTING.COM

Call Toll Free: 1-866-711-4673
International: +1-727-342-5086

**We Ship
World Wide**

Product Ordering Information

Stainless Steel MMP Medium Mine-Duty Precleaner



Stainless Steel MMP Medium-Duty Precleaner Belt Width Minus 6" (150mm)

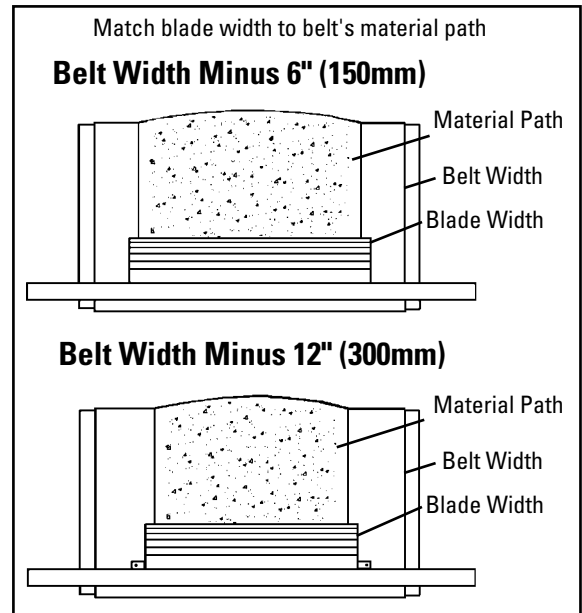
BELT WIDTH		BLADE WIDTH		ORDERING NUMBER	ITEM CODE	WT. LBS.
in.	mm	in.	mm			
24	600	18	450	MMP-624-S/S	77424	159.4
30	750	24	600	MMP-630-S/S	77425	175.0
36	900	30	750	MMP-636-S/S	77426	190.6
42	1050	36	900	MMP-642-S/S	77427	206.2
48	1200	42	1050	MMP-648-S/S	77428	221.8
54	1350	48	1200	MMP-654-S/S	77429	237.4
60	1500	54	1350	MMP-660-S/S	77430	253.0
72	1800	66	1650	MMP-672-S/S	77431	291.1
84	2100	78	1950	MMP-684-S/S	77432	344.1
96	2400	90	2100	MMP-696-S/S	79035	397.1

Lead time: 3 weeks

Stainless Steel MMP Medium-Duty Precleaner Belt Width Minus 12" (300mm)

BELT WIDTH		BLADE WIDTH		ORDERING NUMBER	ITEM CODE	WT. LBS.
in.	mm	in.	mm			
30	750	18	450	MMP-1230-S/S	77433	168.0
36	900	24	600	MMP-1236-S/S	77434	183.6
42	1050	30	750	MMP-1242-S/S	77435	199.2
48	1200	36	900	MMP-1248-S/S	77436	214.8
54	1350	42	1050	MMP-1254-S/S	77437	230.4
60	1500	48	1200	MMP-1260-S/S	77438	246.0
72	1800	60	1500	MMP-1272-S/S	77439	284.1
84	2100	72	1800	MMP-1284-S/S	77440	337.1
96	2400	84	2100	MMP-1296-S/S	79036	390.1

Lead time: 3 weeks



Product Notes:

- Recommended for medium-duty conveyor applications, but in corrosive environments.
- Material Path Option: Fit the blade width to the belt's material path. The material path is typically the center 2/3 of the belt width. In most cases a blade size of belt width minus 6" (150mm) may be the best solution.
- Each cleaner pole is retrofittable for three blade sizes (belt width minus 6" (150mm), minus 12" (300mm) or minus 18" (450mm)).
- Pole Length: Belt width plus 54" (1350mm). For longer requirements see Installation Accessories - Pole Extender Kit (page 123).
- Visual Tension Check: No guesswork on blade tensioning. Measure the spring and adjust to specified length per blade width to restore optimal tensioning.
- To make cleaner installation easier and quicker, see Optional Mounting Kits (page 123).

U.S. Patent No. D482,508S

GOODYEAR
GOODYEARBELTING.COM

Call Toll Free: 1-866-711-4673
International: +1-727-342-5086

**We Ship
World Wide**

Product Ordering Information

MMP Medium Mine-Duty Precleaner with Portable Air Tensioner



Tank sold separately.
See page 42 for options.

MMP Medium-Duty Precleaner with PAT Belt Width Minus 6" (150mm)

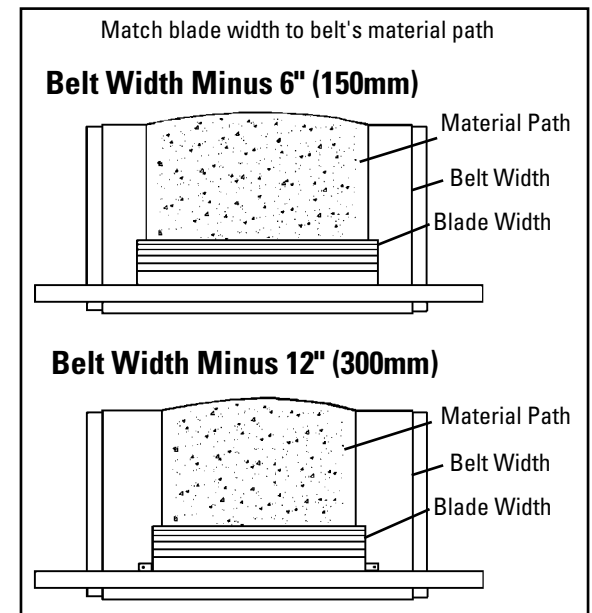
BELT WIDTH		BLADE WIDTH		ORDERING NUMBER	ITEM CODE	WT. LBS.
in.	mm	in.	mm			
24	600	18	450	MMP-624P	78706	202.0
30	750	24	600	MMP-630P	78707	217.6
36	900	30	750	MMP-636P	78708	233.2
42	1050	36	900	MMP-642P	78709	248.8
48	1200	42	1050	MMP-648P	78710	264.4
54	1350	48	1200	MMP-654P	78711	280.0
60	1500	54	1350	MMP-660P	78712	295.6
72	1800	66	1650	MMP-672P	78713	333.7
84	2100	78	1950	MMP-684P	78714	386.7
96	2400	90	2250	MMP-696P	79037	439.7

Lead time: 1 working day

MMP Medium-Duty Precleaner with PAT Belt Width Minus 12" (300mm)

BELT WIDTH		BLADE WIDTH		ORDERING NUMBER	ITEM CODE	WT. LBS.
in.	mm	in.	mm			
30	750	18	450	MMP-1230P	78715	210.6
36	900	24	600	MMP-1236P	78716	226.2
42	1050	30	750	MMP-1242P	78717	241.8
48	1200	36	900	MMP-1248P	78718	257.4
54	1350	42	1050	MMP-1254P	78719	273.0
60	1500	48	1200	MMP-1260P	78720	288.6
72	1800	60	1500	MMP-1272P	78721	326.7
84	2100	72	1800	MMP-1284P	78722	379.7
96	2400	84	2100	MMP-1296P	79038	432.7

Lead time: 1 working day



Product Notes:

- Recommended for medium-duty conveyor applications. For abusive applications see MHCP Heavy-Duty Cartridge Precleaner (page 54).
- Material Path Option: Fit the blade width to the belt's material path. The material path is typically the center 2/3 of the belt width. In most cases a blade size of belt width minus 6" (150mm) may be the best solution.
- Each cleaner pole is retrofittable for three blade sizes (belt width minus 6" (150mm), minus 12" (300mm) or minus 18" (450mm)).
- Pole Length: Belt width plus 54" (1350mm). For longer requirements see Installation Accessories - Pole Extender Kit (Page 121).
- Portable Air Tensioner used for constant, automatic tension throughout the life of the blades. Can be used with site-available air lines or with the add-on Air Tank.
- To make cleaner installation easier and quicker, see Optional Mounting Kits (page 123).

U.S. Patent No. D482,508S

GOODYEAR
GOODYEARBELTING.COM

Call Toll Free: 1-866-711-4673
International: +1-727-342-5086

**We Ship
World Wide**

Product Ordering Information

Line Connections for Portable Air Tensioner

Air Tanks

ORDERING NUMBER	ITEM CODE	WT. LBS.
PAT1	78684	13.0
PAT2	78685	13.0



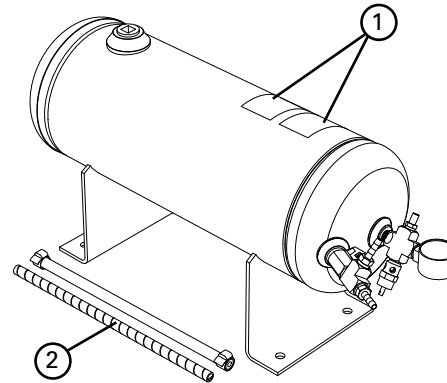
PAT1 (Single)



PAT2 (Dual)

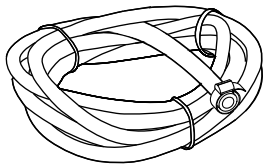
Replacement Parts List

REF	DESCRIPTION	ORDERING NUMBER	ITEM CODE	WT. LBS.
1	Tank Label Kit	PATLK	78791	0.1
2	Tank Hose Kit (incl. 1 ea. 10' hose and 1' poly spiral wrap, 2 hose clamps)	PATHK	78794	1.5



Product Notes:

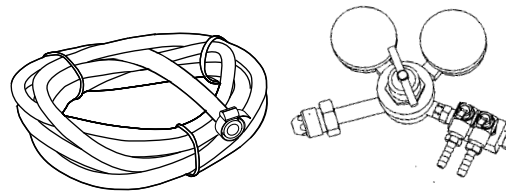
- For use with PAT cleaner assemblies and PAT control box.
- Single for applications with one cleaner, double for applications with two cleaners.
- 150# pop-off valve for safe pressurizing/charging of Air Tank.
- ASME construction.



Air Line Connection for Site-Accessible Air

ORDERING NUMBER	ITEM CODE	WT. LBS.
PATHK*	78794	1.5

* incl. 10' hose, 1' poly spiral wrap, 2 hose clamps



Nitrogen Tank Connection for Site-Provided Nitrogen Tank

ORDERING NUMBER	ITEM CODE	WT. LBS.
PANK*	78799	5.0

* incl. Nitrogen Regulator, 10' hose, 2 hose clamps

TuffShear™ Replacement Blades

MMP
Medium Mine-Duty Precleaner



NOTE: TuffShear replacement blades will retrofit to Martin® QC® XHD Cleaners.

Blade Width Selection

BELT WIDTH		BELT WIDTH - 6" (150mm)		BELT WIDTH - 12" (300mm)		BELT WIDTH - 18" (450mm)	
in.	mm	in.	mm	in.	mm	in.	mm
24	600	18	450	N/A	N/A	N/A	N/A
30	750	24	600	18	450	N/A	N/A
36	900	30	750	24	600	18	450
42	1050	36	900	30	750	24	600
48	1200	42	1050	36	900	30	750
54	1350	48	1200	42	1050	36	900
60	1500	54	1350	48	1200	42	1050
72	1800	66	1650	60	1500	54	1350
84	2100	78	1950	72	1800	66	1650
96	2400	90	2250	84	2100	78	1950

Replacement TuffShear™ Blades

BLADE WIDTH		ORDERING NUMBER	ITEM CODE	WT. LBS.
in.	mm			
18	450	TRB18	76485	21.0
24	600	TRB24	76486	28.0
30	750	TRB30	76487	35.0
36	900	TRB36	76488	42.0
42	1050	TRB42	76489	49.0
48	1200	TRB48	76490	56.0
54	1350	TRB54	76491	63.0
60	1500	TRB60	76492	70.0
66	1650	TRB66	76493	77.0
72	1800	TRB72	76494	84.0
78	1950	TRB78	76697	91.0
84	2100	TRB84	77047	98.0
90	2250	TRB90	77048	105.0

Other blade sizes available upon request.
Lead time: 1 working day

Product Notes:

- A molded-in wear line indicates when the blade is worn out and needs to be replaced.
- Faceted blade profile: Renews its cleaning edge as the blade wears.
- TuffShear™ blades are made of a special long-wearing urethane.
- Quick blade replacement: Pull one pin, remove the old blade and slide the new one in.

U.S. Patent No. D482,508S

Martin® and QC #1 are registered trademarks of Martin Engineering, Neponset, IL.

Replacement TuffShear™ High-Temp Blades

BLADE WIDTH		ORDERING NUMBER	ITEM CODE	WT. LBS.
in.	mm			
18	450	TRB-HT18	78754	21.0
24	600	TRB-HT24	78755	28.0
30	750	TRB-HT30	78756	35.0
36	900	TRB-HT36	78757	42.0
42	1050	TRB-HT42	78758	49.0
48	1200	TRB-HT48	78759	56.0
54	1350	TRB-HT54	78760	63.0
60	1500	TRB-HT60	78761	70.0
66	1650	TRB-HT66	78762	77.0
72	1800	TRB-HT72	78763	84.0
78	1950	TRB-HT78	78764	91.0

Other blade sizes available upon request.
Lead time: 1 working day

GOODYEAR
GOODYEARBELTING.COM

Call Toll Free: 1-866-711-4673
International: +1-727-342-5086

**We Ship
World Wide**

Specifications & Guidelines

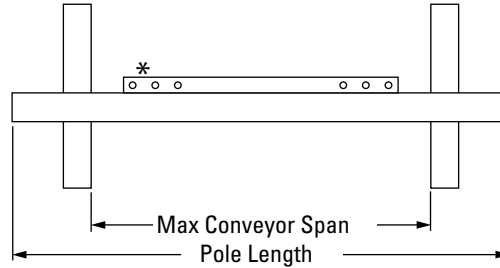
MMP

Medium Mine-Duty Precleaner

Pole Length Specifications*

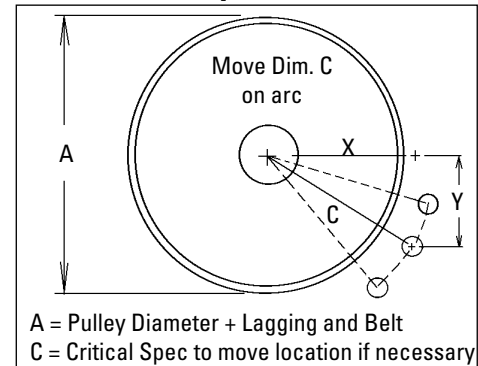
CLEANER SIZE		MAX OVERALL POLE LENGTH		CENTER POLE LENGTH		MAXIMUM CONVEYOR SPAN	
in.	mm	in.	mm	in.	mm	in.	mm
24	600	78	1950	24	600	66	1650
30	750	84	2100	30	750	72	1800
36	900	90	2250	36	900	78	1950
42	1050	96	2400	42	1050	84	2100
48	1200	102	2550	48	1200	90	2250
54	1350	108	2700	54	1350	96	2400
60	1500	114	2850	60	1500	102	2550
72	1800	126	3150	72	1800	114	2850
84	2100	138	3450	84	2100	126	3150
96	2400	150	3750	96	2400	138	3450

* For special extra long pole length requirements a Pole Extender Kit (#76024) is available that provides 30" (750mm) of extended pole length. (page 123). Pole Diameter - 2-7/8" (73mm)



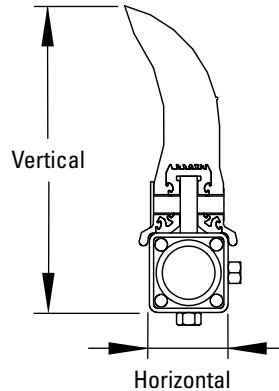
*Each pole size can be used with a blade size either belt width minus 6" (150mm), belt width minus 12" (300mm), or belt width minus 18" (450mm).

Pole Location Specs



Clearance Guidelines for Installation

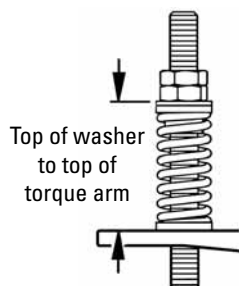
HORIZONTAL CLEARANCE REQUIRED		VERTICAL CLEARANCE REQUIRED	
in.	mm	in.	mm
4	100	13	325



Spring Length Chart with QMT Spring Tensioner

BLADE WIDTH	PURPLE SPRINGS	WHITE SPRINGS	GOLD SPRINGS	SILVER SPRINGS
18"	4 5/8"	6"	6 1/4"	6 1/2"
24"	4"	5 7/8"	6 1/4"	6 3/8"
30"	N/A	5 5/8"	6 1/8"	6 3/8"
36"	N/A	5 1/2"	6"	6 1/4"
42"	N/A	5 1/4"	5 7/8"	6 1/4"
48"	N/A	5 1/8"	5 3/4"	6 1/8"
54"	N/A	4 7/8"	5 5/8"	6 1/8"
60"	N/A	4 3/4"	5 5/8"	6 1/8"
66"	N/A	N/A	5 1/2"	6
72"	N/A	N/A	5 3/8"	6
78"	N/A	N/A	5 1/4"	5 7/8"
84"	N/A	N/A	5 1/8"	5 7/8"
90"	N/A	N/A	N/A	5 3/4"

Shading indicates preferred spring option



Pressure Chart

Blade Width	PSI
18"	5#
24"	6#
32"	8#
36"	9#
42"	11#
48"	13#
54"	14#
60"	16#
66"	17#
72"	19#
78"	21#
84"	22#
90"	24#

PSI setting is based on the belt width.

Pole Location Chart

A	X	Y	C
16"	8 1/8"	12"	14 1/2"
17"	8 3/4"	12"	14 7/8"
18"	9 1/4"	12"	15 1/8"
19"	9 3/4"	12"	15 1/2"
20"	10 3/8"	12"	15 7/8"
21"	11"	12"	16 1/4"
22"	11 1/2"	12"	16 5/8"
23"	12"	12"	17"
24"	12 5/8"	12"	17 3/8"
25"	13 1/8"	12"	17 3/4"
26"	13 5/8"	12"	18 1/8"
27"	14 1/8"	12"	18 1/2"
28"	14 5/8"	12"	18 7/8"
29"	15 1/4"	12"	19 3/8"
30"	15 5/8"	12"	19 3/4"
31"	16 1/8"	12"	20 1/8"
32"	16 3/4"	12"	20 5/8"
33"	17 1/4"	12"	21"
34"	17 3/4"	12"	21 3/8"
35"	18 1/4"	12"	21 7/8"
36"	18 3/4"	12"	22 1/4"
37"	19 3/8"	12"	22 3/4"
38"	19 3/4"	12"	23 1/8"
39"	20 3/8"	12"	23 5/8"
40"	20 3/4"	12"	24"
41"	21 3/8"	12"	24 1/2"
42"	21 3/4"	12"	24 7/8"
43"	22 3/8"	12"	25 3/8"
44"	22 3/4"	12"	25 3/4"
45"	23 3/8"	12"	26 1/4"
46"	23 7/8"	12"	26 3/4"
47"	24 3/8"	12"	27 1/8"
48"	24 7/8"	12"	27 5/8"

Specifications:

- Maximum Belt Speed..... 1000 FPM (5M/sec)
- Temperature Rating (TuffShear)..... -30°F to 180°F (-35°C to 82°C)
- Temperature Rating (TuffShear High Temp)..... Up to 275°F (135°C) with spikes to 325°F (164°C)
- Minimum Pulley Diameter..... 16" (400mm)
- Blade Height..... 10" (250mm)
- Usable Blade Wear Length..... 6" (150mm)
- Blade Material..... Urethane (proprietary blend for abrasion resistance and long wear)
- Available for Belt Widths..... 24" to 96" (600 to 2400mm). Other sizes available upon request.

U.S. Patent No. D482,508S

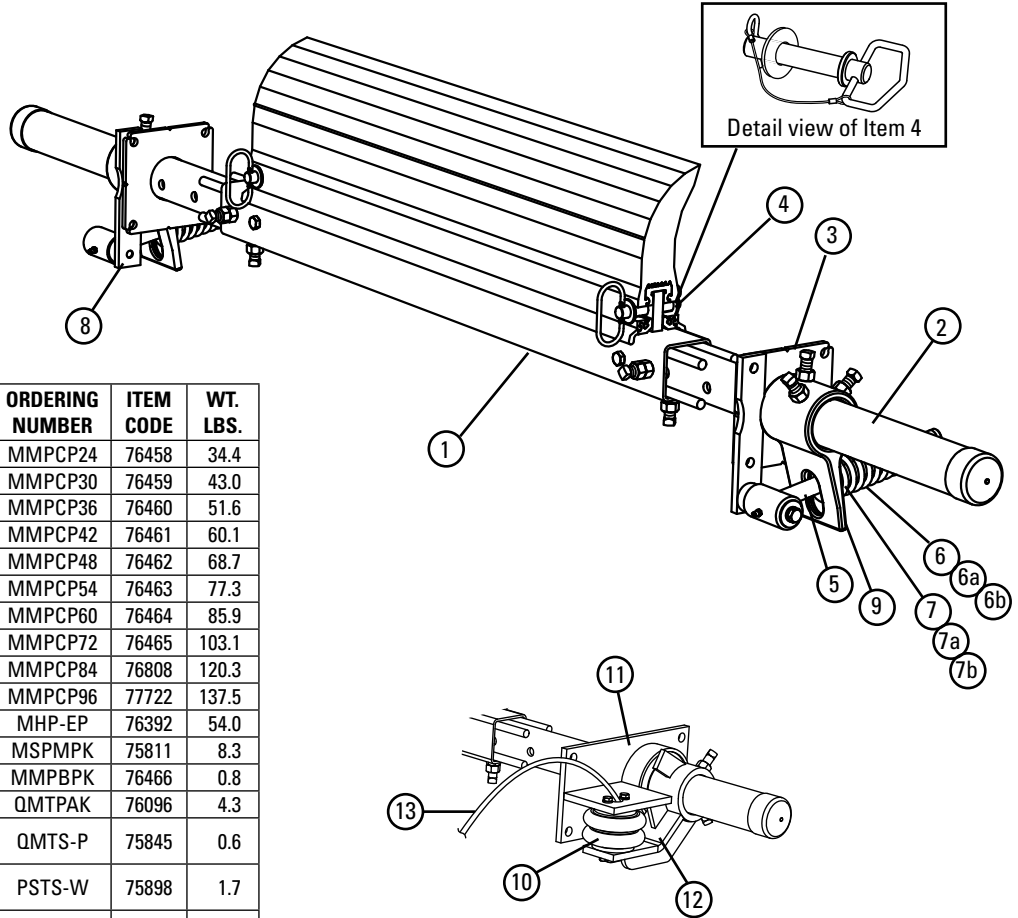
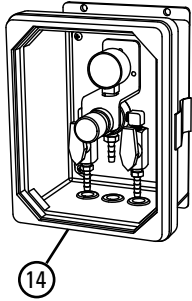
GOODYEAR
GOODYEARBELTING.COM

Call Toll Free: 1-866-711-4673
International: +1-727-342-5086

We Ship
World Wide

Replacement Parts List

MMP Medium Mine-Duty Precleaner



Replacement Parts

REF	DESCRIPTION	ORDERING NUMBER	ITEM CODE	WT. LBS.
1	24" (600mm) Center Pole	MMPCP24	76458	34.4
	30" (750mm) Center Pole	MMPCP30	76459	43.0
	36" (900mm) Center Pole	MMPCP36	76460	51.6
	42" (1050mm) Center Pole	MMPCP42	76461	60.1
	48" (1200mm) Center Pole	MMPCP48	76462	68.7
	54" (1350mm) Center Pole	MMPCP54	76463	77.3
	60" (1500mm) Center Pole	MMPCP60	76464	85.9
	72" (1800mm) Center Pole	MMPCP72	76465	103.1
	84" (2100mm) Center Pole	MMPCP84	76808	120.3
96" (2400mm) Center Pole	MMPCP96	77722	137.5	
2	Extender Pole Kit (2 ea.)	MHP-EP	76392	54.0
3	Mounting Plate Kit* (2 ea.)	MSPMPK	75811	8.3
4	Blade Pin Kit* (1 ea.)	MMPBPK	76466	0.8
5	Pivot Arm Kit* (1 ea.)	QMTPAK	76096	4.3
6	Tension Spring - Purple (1 ea.) for blades 24" (600mm)	QMTS-P	75845	0.6
6a	Tension Spring - White (1 ea.) for blades 30" - 90" (750 - 2250mm)	PSTS-W	75898	1.7
6b	Tension Spring - Gold (1 ea.) for blades 54" - 78" (1350 - 1950mm)	QMTS-G	76484	2.5
6c	Tension Spring - Silver (1 ea.) for blades 84-90" (2100-2350mm)	PSTS-S	75899	3.0
7	Bushing Kit - Purple (2 ea.)	QMTBK-P	76097	0.1
7a	Bushing Kit - White & Silver (2 ea.)	QMTBK-W	76098	0.2
7b	Bushing Kit - Gold (2 ea.)	QMTBK-G	76540	0.3
8	Pivot Shaft Bracket Kit* (1 ea.)	QMTPSBK	76099	4.3
9	Torsion Arm Kit* (1 ea.)	PSTA	75896	11.4
-	QMT Spring Tensioner* - Purple (incl. 1 ea. Items 5, 6, 7, 8, & 9) for blades 18" - 24" (450 - 600mm)	QMT-P	76074	20.4
-	QMT Spring Tensioner* - White (incl. 1 ea. Items 5, 6a, 7a, 8, & 9) for blades 30" - 48" (750 - 1200mm)	QMT-W	76075	21.8
-	QMT Spring Tensioner* - Gold (incl. 1 ea. Items 5, 6b, 7b, 8, & 9) for blades 54" - 78" (1350 - 1950mm)	QMT-G	76483	23.2
-	QMT Spring Tensioner* - Silver (incl. 1 ea. Items 5, 6c, 7a, 8 & 9) blades 84-90 (2100-2350mm)	QMT-S	79039	20.3
10	Air/Water Bag (1 ea.)	AWTB	75905	3.8
11	Mounting Base (1ea.)	AWTMB	75906	22.9
12	Torque Arm* (1 ea.)	AWTA	75907	11.6
13	Hose Kit (50' of hose and 6 hose clamps)	AWTHK	75909	6.7
14	PAT Control Box	PACB	78683	11.0
-	PAT Kit- AWT Tensioner w/ Control Box (includes 2 ea. Items 10,11,12,13 & 1 ea. Item 14)	PAK	78705	86.2
-	AWT Air/Water Tensioner w/o Control Box (includes 2 ea. Items 10,11,12 & 13)	AWTNCB	76069	75.2

*Hardware Included
Lead Time: 1 working day

Spring Tensioner Selection Chart

CLEANER BLADE WIDTH	76074 QMT-P	76075 QMT-W	76483 QMT-G	79039 QMT-S
TuffShear 18" - 24" (450 - 600mm)	X			
TuffShear 30" - 48" (750 - 1200mm)		X		
TuffShear 54" - 78" (1350 - 1950mm)			X	
TuffShear 84" - 90" (2100 - 2250mm)				X

U.S. Patent No. D482,508S

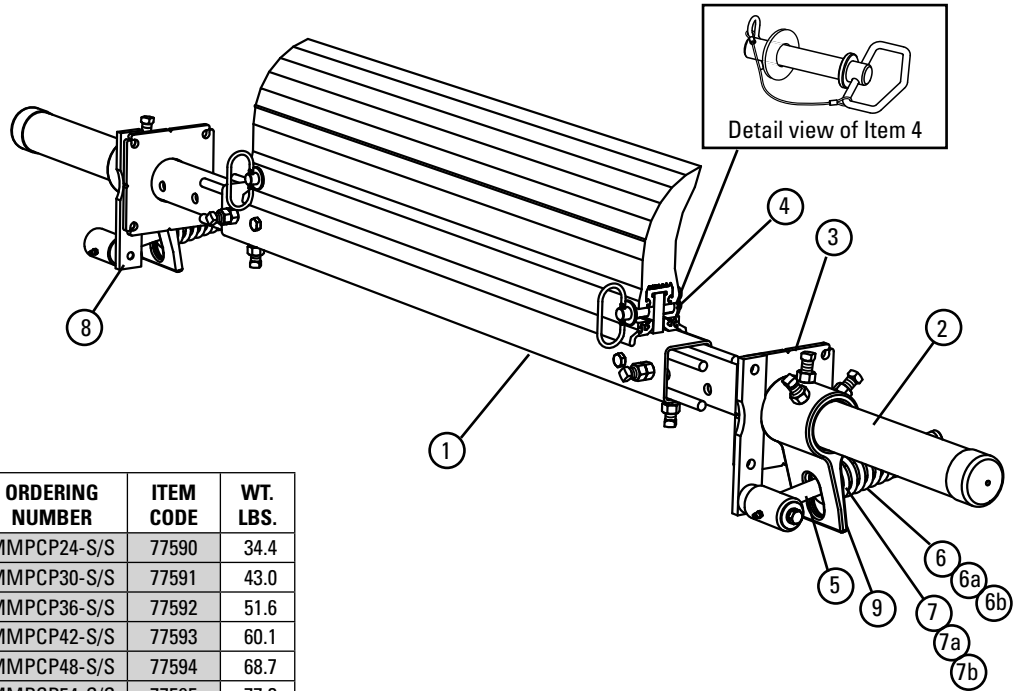
GOODYEAR
GOODYEARBELTING.COM

Call Toll Free: 1-866-711-4673
International: +1-727-342-5086

**We Ship
World Wide**

Replacement Parts List

Stainless Steel MMP Medium Mine-Duty Precleaner



Replacement Parts

REF	DESCRIPTION	ORDERING NUMBER	ITEM CODE	WT. LBS.
1	24" (600mm) SS Center Pole	MMPCP24-S/S	77590	34.4
	30" (750mm) SS Center Pole	MMPCP30-S/S	77591	43.0
	36" (900mm) SS Center Pole	MMPCP36-S/S	77592	51.6
	42" (1050mm) SS Center Pole	MMPCP42-S/S	77593	60.1
	48" (1200mm) SS Center Pole	MMPCP48-S/S	77594	68.7
	54" (1350mm) SS Center Pole	MMPCP54-S/S	77595	77.3
	60" (1500mm) SS Center Pole	MMPCP60-S/S	77596	85.9
	72" (1800mm) SS Center Pole	MMPCP72-S/S	77597	103.1
	84" (2100mm) SS Center Pole	MMPCP84-S/S	77598	120.3
	96" (2400mm) SS Center Pole	MMPCP96-S/S	78686	137.5
2	SS Extender Pole Kit (2 ea.)	MHP-EP-S/S	77599	54.0
3	SS Mounting Plate Kit* (2 ea.)	MSPMPK-S/S	77582	8.3
4	SS Blade Pin Kit* (1 ea.)	MMPBPK-S/S	77600	0.8
5	SS Pivot Arm Kit* (1 ea.)	QMPAK-S/S	77587	4.3
6	SS Tension Spring - Purple (1 ea.) for blades 24" (600mm)	QMTS-P-S/S	77450	0.6
6a	SS Tension Spring - White (1 ea.) for blades 30" - 48" (750 - 1200mm)	QMTS-W-S/S	77451	1.7
6b	SS Tension Spring - Gold (1 ea.) for blades 54" - 78" (1350 - 1950mm)	QMTS-G-S/S	77452	2.5
6c	SS Tension Spring - Silver (1 ea.) for blades 84"-90" (2100-2250mm)	QMTS-S-S/S	79056	3.1
7	Bushing Kit - Purple (2 ea.)	QMTBK-P	76097	0.1
7a	Bushing Kit - White and Silver (2 ea.)	QMTBK-W	76098	0.2
7b	Bushing Kit - Gold (2 ea.)	QMTBK-G	76540	0.3
8	SS Pivot Shaft Bracket Kit* (1 ea.)	QMTPSBK-S/S	77588	4.3
9	SS Torsion Arm Kit* (1 ea.)	PSTA-S/S	77442	11.4
-	SS QMT Spring Tensioner* - Purple (incl. 1 ea. Items 5, 6, 7, 8, & 9) for blades 18" - 24" (450 - 600mm)	QMT-P-S/S	77584	20.4
-	SS QMT Spring Tensioner* - White (incl. 1 ea. Items 5, 6a, 7a, 8, & 9) for blades 30" - 48" (750 - 1200mm)	QMT-W-S/S	77585	21.8
-	SS QMT Spring Tensioner* - Gold (incl. 1 ea. Items 5, 6b, 7b, 8, & 9) for blades 54" - 78" (1350 - 1800mm)	QMT-G-S/S	77586	23.2
-	SS QMT Spring Tensioner* - Silver (incl. 1 ea. Items 5, 6c, 7a, 8 & 9) for blades 84"-90" (2100-2250mm)	QMT-S-S/S	79059	24.6

Spring Tensioner Selection Chart

CLEANER BLADE WIDTH	77584 QMT-P-S/S	77585 QMT-W-S/S	77586 QMT-G-S/S	79059 QMT-S-S/S
TuffShear 18" - 24" (450 - 600mm)	X			
TuffShear 30" - 48" (750 - 1200mm)		X		
TuffShear 54" - 78" (1350 - 1950mm)			X	
TuffShear 84"-90" (2100-2250mm)				X

*Hardware Included
Lead Time: 1 working day

Shaded items are made to order.
Lead time: 3 weeks

U.S. Patent No. D482,508S

GOODYEAR
GOODYEARBELTING.COM

Call Toll Free: 1-866-711-4673
International: +1-727-342-5086

**We Ship
World Wide**

Product Ordering Information

MHP
Mine Tough Heavy-Duty Precleaner



Belt Width Minus 6" (150mm)

BELT WIDTH		BLADE WIDTH		ORDERING NUMBER	ITEM CODE	WT. LBS
in.	mm	in.	mm			
24	600	18	450	MHP-624	77703	249.4
30	750	24	600	MHP-630	77704	267.6
36	900	30	750	MHP-636	77705	285.8
42	1050	36	900	MHP-642	77706	304.0
48	1200	42	1050	MHP-648	77707	322.2
54	1350	48	1200	MHP-654	77708	341.7
60	1500	54	1350	MHP-660	77709	359.9
72	1800	66	1650	MHP-672	77710	396.4
84	2100	78	1950	MHP-684	77711	432.9
96	2400	90	2250	MHP-696	77712	469.4

Belt Width Minus 12" (300mm)

BELT WIDTH		BLADE WIDTH		ORDERING NUMBER	ITEM CODE	WT. LBS
in.	mm	in.	mm			
30	750	18	450	MHP-1230	77713	258.0
36	900	24	600	MHP-1236	77714	276.2
42	1050	30	750	MHP-1242	77715	294.3
48	1200	36	900	MHP-1248	77716	312.6
54	1350	42	1050	MHP-1254	77717	330.8
60	1500	48	1200	MHP-1260	77718	350.3
72	1800	60	1500	MHP-1272	77719	386.8
84	2100	72	1800	MHP-1284	77720	432.2
96	2400	84	2100	MHP-1296	77721	477.6

Belt Width Minus 18" (450mm)

BELT WIDTH		BLADE WIDTH		ORDERING NUMBER	ITEM CODE	WT. LBS
in.	mm	in.	mm			
36	900	18	450	MHP-1836	78591	266.6
42	1050	24	600	MHP-1842	78592	284.7
48	1200	30	750	MHP-1848	78593	302.9
54	1350	36	900	MHP-1854	78594	321.2
60	1500	42	1050	MHP-1860	78595	339.4
72	1800	54	1350	MHP-1872	78596	377.1
84	2100	66	1650	MHP-1884	78597	413.6
96	2400	78	1950	MHP-1896	78598	450.1

Belt Width Minus 24" (600mm)

BELT WIDTH		BLADE WIDTH		ORDERING NUMBER	ITEM CODE	WT. LBS
in.	mm	in.	mm			
42	1050	18	450	MHP-2442	78669	275.1
48	1200	24	600	MHP-2448	78670	243.3
54	1350	30	750	MHP-2454	78671	311.5
60	1500	36	900	MHP-2460	78672	329.8
72	1800	48	1200	MHP-2472	78673	367.5
84	2100	60	1500	MHP-2484	78674	404.0
96	2400	72	1800	MHP-2496	78675	440.4

Lead time: 1 working day

Product Notes:

- Recommended for heavy-duty conveyor applications.
- Material Path Option: Fit the blade width to the belt's material path. The material path is typically the center 2/3 of the belt width. In most cases a blade size of belt width minus 6" may be the best solution.
- Each cleaner pole is retrofittable for four blade sizes (belt width - 6", - 12", - 18" or - 24") (-150mm, -300mm, -450mm, -600mm).
- Pole Length: Belt width plus 54" (1350mm). For longer requirements see Installation Accessories - Pole Extender Kit (page 123).
- Visual Tension Check: No guesswork on blade tensioning. Measure the spring and adjust to specified length per blade width to restore optimal tensioning.
- To make cleaner installation easier and quicker, see Optional Mounting Kits (page 123).

U.S. Patent No. D482,508S

GOODYEAR
GOODYEARBELTING.COM

Call Toll Free: 1-866-711-4673
International: +1-727-342-5086


**We Ship
World Wide**

Product Ordering Information

MHP Mine Tough Heavy-Duty Precleaner with Portable Air Tensioner (PAT)



PAT Control Box



Tank sold separately.
See page 49 for options.

Belt Width Minus 6" (150mm)

BELT WIDTH		BLADE WIDTH		ORDERING NUMBER	ITEM CODE	WT. LBS
in.	mm	in.	mm			
24	600	18	450	MHP-624P	78599	249.6
30	750	24	600	MHP-630P	78600	267.8
36	900	30	750	MHP-636P	78601	286.0
42	1050	36	900	MHP-642P	78602	304.2
48	1200	42	1050	MHP-648P	78603	322.4
54	1350	48	1200	MHP-654P	78604	340.6
60	1500	54	1350	MHP-660P	78605	358.8
72	1800	66	1650	MHP-672P	78606	395.3
84	2100	78	1950	MHP-684P	78607	431.8
96	2400	90	2250	MHP-696P	78608	468.3

Belt Width Minus 12" (300mm)

BELT WIDTH		BLADE WIDTH		ORDERING NUMBER	ITEM CODE	WT. LBS
in.	mm	in.	mm			
30	750	18	450	MHP-1230P	78609	258.2
36	900	24	600	MHP-1236P	78610	276.4
42	1050	30	750	MHP-1242P	78611	294.5
48	1200	36	900	MHP-1248P	78612	312.8
54	1350	42	1050	MHP-1254P	78613	331.0
60	1500	48	1200	MHP-1260P	78614	349.2
72	1800	60	1500	MHP-1272P	78615	385.7
84	2100	72	1800	MHP-1284P	78616	422.1
96	2400	84	2100	MHP-1296P	78617	458.5

Belt Width Minus 18" (450mm)

BELT WIDTH		BLADE WIDTH		ORDERING NUMBER	ITEM CODE	WT. LBS
in.	mm	in.	mm			
36	900	18	450	MHP-1836P	78618	266.8
42	1050	24	600	MHP-1842P	78619	284.9
48	1200	30	750	MHP-1848P	78620	303.1
54	1350	36	900	MHP-1854P	78621	321.4
60	1500	42	1050	MHP-1860P	78622	339.6
72	1800	54	1350	MHP-1872P	78623	376.0
84	2100	66	1650	MHP-1884P	78624	412.5
96	2400	78	1950	MHP-1896P	78625	449.0

Belt Width Minus 24" (600mm)

BELT WIDTH		BLADE WIDTH		ORDERING NUMBER	ITEM CODE	WT. LBS
in.	mm	in.	mm			
42	1050	18	450	MHP-2442P	78676	275.3
48	1200	24	600	MHP-2448P	78677	293.5
54	1350	30	750	MHP-2454P	78678	311.7
60	1500	36	900	MHP-2460P	78679	330.0
72	1800	48	1200	MHP-2472P	78680	366.4
84	2100	60	1500	MHP-2484P	78681	402.9
96	2400	72	1800	MHP-2496P	78682	439.3

Lead time: 1 working day

Product Notes:

- Recommended for heavy-duty conveyor applications.
- Material Path Option: Fit the blade width to the belt's material path. The material path is typically the center 2/3 of the belt width. In most cases a blade size of belt width minus 6" (150mm) may be the best solution.
- Each cleaner pole is retrofittable for four blade sizes (belt width minus 6" (150mm), minus 12" (300mm), minus 18" (450mm) or minus 24" (600mm)).
- Pole Length: Belt width plus 54" (1350mm). For longer requirements see Installation Accessories - Pole Extender Kit (page 123).
- Check tension from regulator in control box. Adjust according to air tension per blade width for optimal tensioning.
- To make cleaner installation easier and quicker, see Optional Mounting Kits (page 123).

U.S. Patent No. D482,508S

GOODYEAR
GOODYEARBELTING.COM

Call Toll Free: 1-866-711-4673
International: +1-727-342-5086

**We Ship
World Wide**

Product Ordering Information

Line Connections for Portable Air Tensioner

Air Tanks

ORDERING NUMBER	ITEM CODE	WT. LBS.
PAT1	78684	13.0
PAT2	78685	13.0



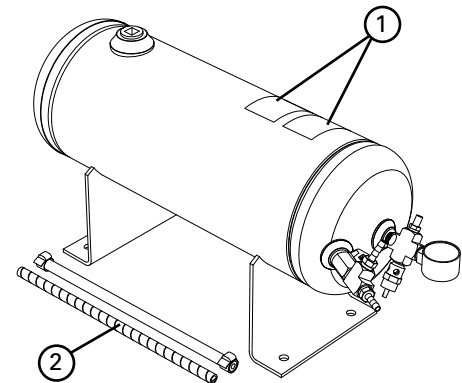
PAT1 (Single)



PAT2 (Dual)

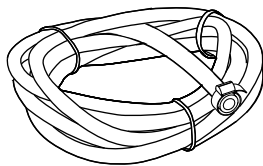
Replacement Parts List

REF	DESCRIPTION	ORDERING NUMBER	ITEM CODE	WT. LBS.
1	Tank Label Kit	PATLK	78791	0.1
2	Tank Hose Kit (incl. 1 ea. 10' hose and 1' poly spiral wrap, 2 hose clamps)	PATHK	78794	1.5



Product Notes:

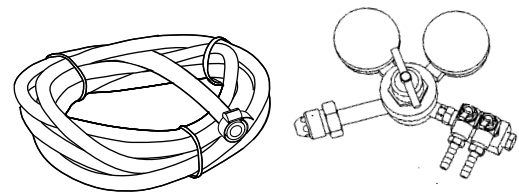
- For use with PAT cleaner assemblies and PAT control box.
- Single for applications with one cleaner, double for applications with two cleaners.
- 150# pop-off valve for safe pressurizing/charging of Air Tank.
- ASME construction.



Air Line Connection for Site-Accessible Air

ORDERING NUMBER	ITEM CODE	WT. LBS.
PATHK*	78794	1.5

* incl. 10' hose, 1' poly spiral wrap, 2 hose clamps



Nitrogen Tank Connection for Site-Provided Nitrogen Tank

ORDERING NUMBER	ITEM CODE	WT. LBS.
PANK*	78799	5.0

* incl. Nitrogen Regulator, 10' hose, 2 hose clamps

Product Ordering Information

MegaShear™
Replacement Blades



Blade Width Selection

BELT WIDTH		BELT WIDTH - 6" (150mm)		BELT WIDTH - 12" (300mm)		BELT WIDTH - 18" (450mm)		BELT WIDTH - 24" (600mm)	
in.	mm	in.	mm	in.	mm	in.	mm	in.	mm
24	600	18	450	N/A	N/A	N/A	N/A	N/A	N/A
30	750	24	600	18	450	N/A	N/A	N/A	N/A
36	900	30	750	24	600	18	450	N/A	N/A
42	1050	36	900	30	750	24	600	18	450
48	1200	42	1050	36	900	30	750	24	600
54	1350	48	1200	42	1050	36	900	30	750
60	1500	54	1350	48	1200	42	1050	36	900
72	1800	66	1650	60	1500	54	1350	48	1200
84	2100	78	1950	72	1800	66	1650	60	1500
96	2400	90	2250	84	2100	78	1950	72	1800

Ordering Information

MegaShear™ Replacement Blades

BLADE WIDTH		ORDERING NUMBER	ITEM CODE	WT. LBS.
in.	mm			
18	450	MRB18	77531	28.9
24	600	MRB24	77532	38.5
30	750	MRB30	77533	48.1
36	900	MRB36	77534	57.8
42	1050	MRB42	77535	67.4
48	1200	MRB48	77536	77.0
54	1350	MRB54	77537	86.6
60	1500	MRB60	77538	96.3
66	1650	MRB66	77539	105.9
72	1800	MRB72	77540	115.5
78	1950	MRB78	77541	125.1
84	2100	MRB84	77542	134.7
90	2250	MRB90	77543	144.3

Other blade sizes available upon request.

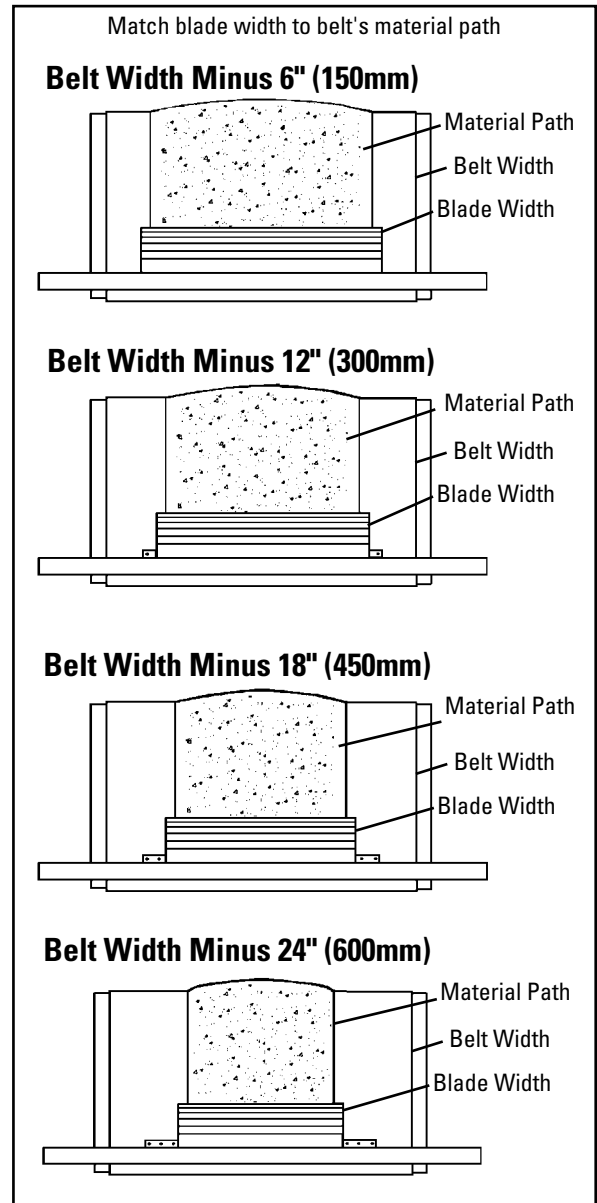
Lead time: 1 working day

Call for pricing and lead time

Product Notes:

- A molded-in wear line indicates when the blade is worn out and needs to be replaced.
- Faceted blade profile: Renews its cleaning edge as the blade wears.
- MegaShear™ blades are made of a special long-wearing urethane.
- Quick blade replacement: Pull one pin, remove the old blade and slide the new one in.

U.S. Patent No. D482,508S



GOODYEAR
GOODYEARBELTING.COM

Call Toll Free: 1-866-711-4673
International: +1-727-342-5086

**We Ship
World Wide**

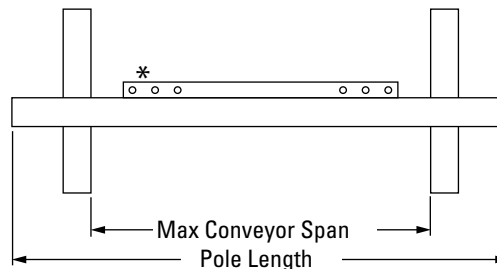
Specifications & Guidelines

MHP
Mine Tough Heavy-Duty Precleaner

Pole Length Specifications*

CLEANER SIZE		MAX OVERALL POLE LENGTH		CENTER POLE LENGTH		MAXIMUM CONVEYOR SPAN	
in.	mm	in.	mm	in.	mm	in.	mm
24	600	78	1950	24	600	66	1650
30	750	84	2100	30	750	72	1800
36	900	90	2250	36	900	78	1950
42	1050	96	2400	42	1050	84	2100
48	1200	102	2550	48	1200	90	2250
54	1350	108	2700	54	1350	96	2400
60	1500	114	2850	60	1500	102	2550
72	1800	126	3150	72	1800	114	2850
84	2100	138	3450	84	2100	126	3150
96	2400	150	3750	96	2400	138	3450

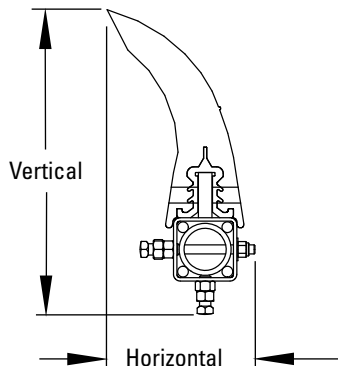
* For special extra long pole length requirements a Pole Extender Kit (#76024) is available that provides 30" (750mm) of extended pole length. Pole Diameter - 2-7/8" (73mm). (page 123)



*Each pole size can be used with a blade size either belt width minus 6" (150mm), belt width minus 12" (300mm), or belt width minus 18" (450mm).

Clearance Guidelines for Installation

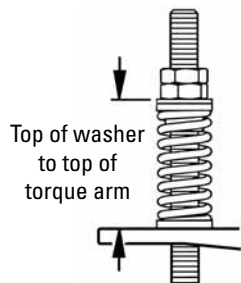
HORIZONTAL CLEARANCE REQUIRED		VERTICAL CLEARANCE REQUIRED	
in.	mm	in.	mm
8	200	19.5	488



Spring Length Chart (PST2)

Blade Width	White Springs	Silver Springs	Red Springs
18"	5 3/4"	6 3/8"	6 1/2"
24"	5 3/8"	6 1/4"	6 3/8"
30"	5 1/8"	6 1/8"	6 3/8"
36"	4 3/4"	6 1/8"	6 1/4"
42"	4 1/2"	6"	6 1/4"
48"	N/A	5 7/8"	6 1/8"
54"	N/A	5 3/4"	6 1/8"
60"	N/A	5 3/4"	6"
66"	N/A	5 5/8"	6"
72"	N/A	5 1/2"	5 7/8"
78"	N/A	5 1/8"	5 3/4"
84"	N/A	N/A	5 3/4"
90"	N/A	N/A	5 5/8"

Shading indicates preferred spring option.



Pressure Chart (PAT)

Blade Width	PSI
18"	8#
24"	10#
30"	13#
36"	15#
42"	18#
48"	20#
54"	23#
60"	25#
66"	28#
72"	31#
78"	33#
84"	36#
90"	38#

Specifications:

- Maximum Belt Speed 1500 FPM (7.5M/sec)
- Temperature Rating -30°F to 180°F (-35°C to 82°C)
- Minimum Pulley Diameter 20" (500mm)
- Blade Height 12.25" (306mm)
- Usable Blade Wear Length 8" (200mm)
- Blade Material Urethane 90 durometer (proprietary blend for abrasion resistance and long wear)
- Available for Belt Widths 24" to 96" (600 to 2400mm). Other sizes available upon request.

GOODYEAR
GOODYEARBELTING.COM

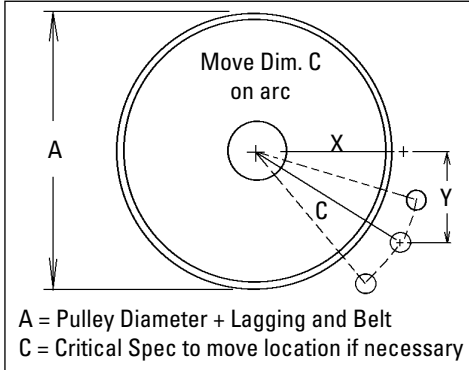
Call Toll Free: 1-866-711-4673
International: +1-727-342-5086

**We Ship
World Wide**

Specifications & Guidelines

MHP
Mine Tough Heavy-Duty Precleaner

Pole Location Specs



X & Y Chart for Pole Location

Pulley Diameter (including belt and lagging)	X	Y	C
20"	10"	14-3/8"	17-1/2"
21"	10-1/2"	14-3/8"	17-3/4"
22"	11"	14-3/8"	18-1/8"
23"	11-1/2"	14-3/8"	18-3/8"
24"	12"	14-3/8"	18-3/4"
25"	12-1/2"	14-3/8"	19"
26"	13"	14-3/8"	19-3/8"
27"	13-1/2"	14-3/8"	19-3/4"
28"	14"	14-3/8"	20-1/8"
29"	14-1/2"	14-3/8"	20-3/8"
30"	15"	14-3/8"	20-3/4"
31"	15-1/2"	14-3/8"	21-1/8"
32"	16"	14-3/8"	21-1/2"
33"	16-1/2"	14-3/8"	21-7/8"
34"	17"	14-3/8"	22-1/4"
35"	17-1/2"	14-3/8"	22-5/8"
36"	18"	14-3/8"	23"
37"	18-1/2"	14-3/8"	23-3/8"
38"	19"	14-3/8"	23-7/8"
39"	19-1/2"	14-3/8"	24-1/4"
40"	20"	14-3/8"	24-5/8"
41"	20-1/2"	14-3/8"	25"
42"	21"	14-3/8"	25-1/2"
43"	21-1/2"	14-3/8"	25-7/8"
44"	22"	14-3/8"	26-1/4"

X & Y Chart for Pole Location

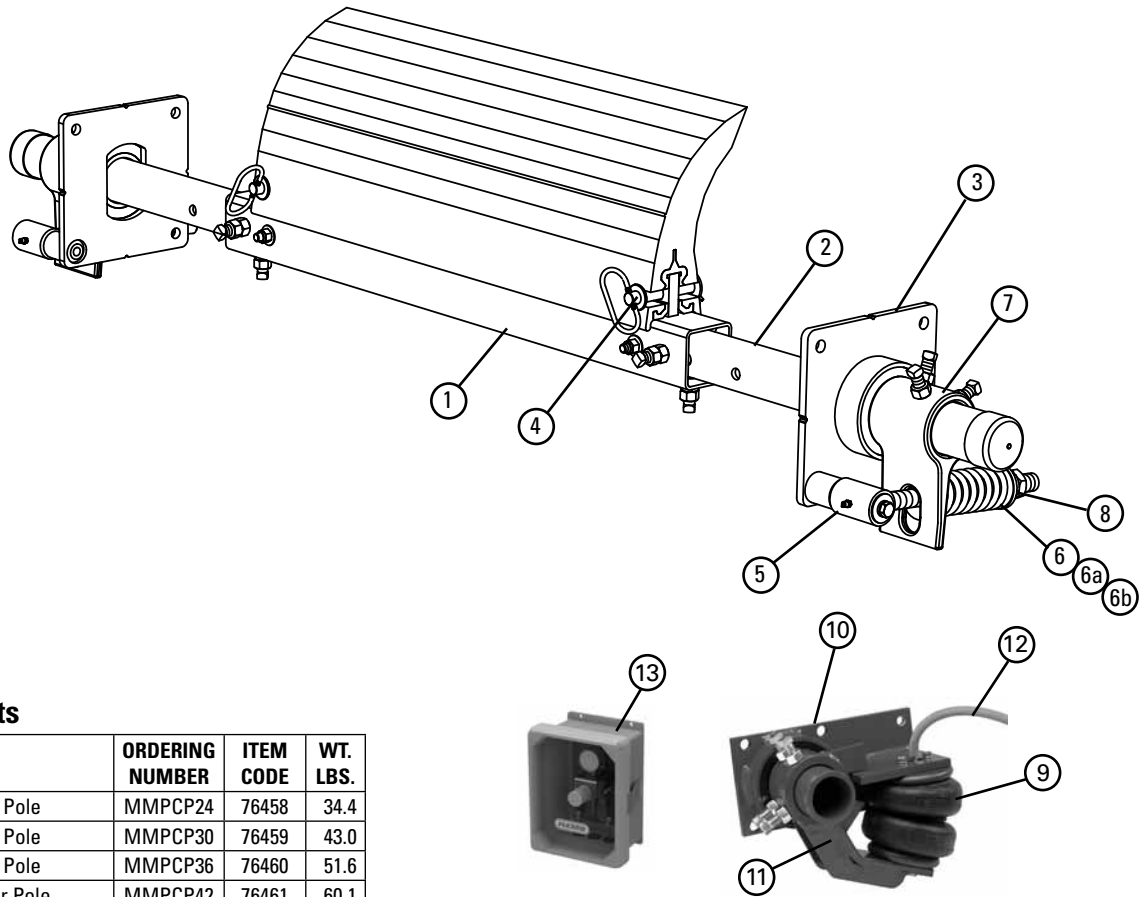
Pulley Diameter (including belt and lagging)	X	Y	C
45"	22-1/2"	14-3/8"	26-3/4"
46"	23"	14-3/8"	27-1/8"
47"	23-1/2"	14-3/8"	27-1/2"
48"	24"	14-3/8"	28"
49"	24-5/8"	14-3/8"	28-1/2"
50"	25-1/8"	14-3/8"	29"
51"	25-3/4"	14-3/8"	29-1/2"
52"	26-3/8"	14-3/8"	30"
53"	26-7/8"	14-3/8"	30-1/2"
54"	27-1/2"	14-3/8"	31"
55"	28-1/8"	14-3/8"	31-1/2"
56"	28-5/8"	14-3/8"	32"
57"	29-1/8"	14-3/8"	32-1/2"
58"	29-3/4"	14-3/8"	33"
59"	30-1/4"	14-3/8"	33-1/2"
60"	30-7/8"	14-3/8"	34"
61"	31-3/8"	14-3/8"	34-1/2"
62"	31-7/8"	14-3/8"	35"
63"	32-1/2"	14-3/8"	35-1/2"
64"	33"	14-3/8"	36"
65"	33-1/2"	14-3/8"	36-1/2"
66"	34-1/8"	14-3/8"	37"
67"	34-5/8"	14-3/8"	37-1/2"
68"	35-1/8"	14-3/8"	38"
69"	35-3/4"	14-3/8"	38-1/2"

X & Y Chart for Pole Location

Pulley Diameter (including belt and lagging)	X	Y	C
70"	36-1/4"	14-3/8"	39"
71"	36-3/4"	14-3/8"	39-1/2"
72"	37-3/8"	14-3/8"	40"
73"	37-7/8"	14-3/8"	40-1/2"
74"	38-3/8"	14-3/8"	41"
75"	38-7/8"	14-3/8"	41-1/2"
76"	39-1/2"	14-3/8"	42"
77"	40"	14-3/8"	42-1/2"
78"	40-1/2"	14-3/8"	43"
79"	41"	14-3/8"	43-1/2"
80"	41-5/8"	14-3/8"	44"
81"	42-1/8"	14-3/8"	44-1/2"
82"	42-5/8"	14-3/8"	45"
83"	43-1/8"	14-3/8"	45-1/2"
84"	43-3/4"	14-3/8"	46"

Replacement Parts List

MHP
Mine Tough Heavy-Duty Precleaner



Replacement Parts

REF	DESCRIPTION	ORDERING NUMBER	ITEM CODE	WT. LBS.
1	24" (600mm) Center Pole	MMPCP24	76458	34.4
	30" (750mm) Center Pole	MMPCP30	76459	43.0
	36" (900mm) Center Pole	MMPCP36	76460	51.6
	42" (1050mm) Center Pole	MMPCP42	76461	60.1
	48" (1200mm) Center Pole	MMPCP48	76462	68.7
	54" (1350mm) Center Pole	MMPCP54	76463	77.3
	60" (1500mm) Center Pole	MMPCP60	76464	85.9
	72" (1800mm) Center Pole	MMPCP72	76465	103.1
	84" (2100mm) Center Pole	MMPCP84	76808	120.3
	96" (2400mm) Center Pole	MMPCP96	77722	137.5
2	Extender Pole Kit (2 ea.)	MHP-EP	76392	54.0
3	Mounting Plate Kit* (2 ea.)	MHPMPK	77727	44.4
4	Blade Pin Kit* (1 ea.)	MHPBPk	77728	0.8
5	Torque Pivot Kit* (1 ea.)	PTPK	75897	7.0
6	Tension Spring - White (1 ea.) for blades 18" - 42" (450 - 1050mm)	PSTS-W	75898	1.7
6a	Tension Spring - Silver (1 ea.) for blades 48" - 78" (1200 - 1950mm)	PSTS-S	75899	3.0
6b	Tension Spring - Red (1 ea.) for blades 84" - 90" (2100 - 2250mm)	PSTS-R	77726	4.3
7	Torque Arm Kit* (1 ea.)	PSTA	75896	11.4
8	Bushing Kit (2 ea.)	QMTBK-W	76098	0.2
-	PST Spring Tensioner* - White (incl. 2 ea. Items 3, 5, 6, 7, & 8) for blades 18" - 42" (450 - 1050mm)	PST2-W	77723	86.1
-	PST Spring Tensioner* - Silver (incl. 2 ea. Items 3, 5, 6a, 7, & 8) for blades 48" - 78" (1200 - 1950mm)	PST2-S	77724	87.4
-	PST Spring Tensioner* - Red (incl. 2 ea. Items 3, 5, 6b, 7 & 8) for blades 84" - 90" (2100 - 2250mm)	PST2-R	77725	88.8

*Hardware Included
Lead Time: 1 working day

PAT Air & Nitrogen Tensioner Replacement Parts

REF	DESCRIPTION	ORDERING NUMBER	ITEM CODE	WT. LBS.
9	Air/Water Bag (1 ea.)	AWTB	75905	3.8
10	Mounting Base (1 ea.)	AWTMB	75906	22.9
11	Torque Arm * (1 ea.)	AWTA	75907	11.6
12	Hose Kit (50' of hose and 6 hose clamps)	AWTHK	75909	6.7
13	PAT Control Box	PACB	78683	11.0
-	PAT Kit- AWT Tensioner w/Control Box (includes 2 ea. Items 9, 10, 11 & 1 ea. Items 12, 13)	PAK	78705	86.2
-	AWT Air/Water Tensioner w/o Control Box (includes 2 each items 9, 10, 11 & 1 each item 12)	AWTNcb	76069	75.2

*Hardware Included
Lead time: 1 working day

Spring Tensioner Selection Chart

CLEANER BLADE WIDTH	77723 PST2-W	77724 PST2-S	77725 PST2-R
MegaShear 18" - 42" (450 - 1050mm)	X		
MegaShear 48" - 78" (1200 - 1950mm)		X	
MegaShear 84" - 90" (2100 - 2250mm)			X

GOODYEAR
GOODYEARBELTING.COM

Call Toll Free: 1-866-711-4673
International: +1-727-342-5086

**We Ship
World Wide**


Product Ordering Information

MHCP Heavy-Duty Cartridge Precleaner

MHCP HD Cartridge Precleaner with Spring Tensioner (PST)

BELT WIDTH		BLADE COVERAGE		ORDERING NUMBER	ITEM CODE	WT. LBS.
in.	mm	in.	mm			
24	600	18	450	MHCP-24S	75929	192.1
30	750	24	600	MHCP-30S	75930	207.2
36	900	30	750	MHCP-36S	75931	222.4
42	1050	36	900	MHCP-42S	75932	237.4
48	1200	42	1050	MHCP-48S	75933	252.5
54	1350	48	1200	MHCP-54S	75934	267.6
60	1500	54	1350	MHCP-60S	75935	282.7
72	1800	66	1650	MHCP-72S	75936	312.8
84	2100	78	1950	MHCP-84S	76800	364.9
96	2400	90	2250	MHCP-96S	78955	417.0

Lead time: 1 working day



MHCP HD Cartridge Precleaner with Portable Air Tensioner (PAT)

BELT WIDTH		BLADE COVERAGE		ORDERING NUMBER	ITEM CODE	WT. LBS.
in.	mm	in.	mm			
24	600	18	450	MHCP-24P	78723	192.2
30	750	24	600	MHCP-30P	78724	207.3
36	900	30	750	MHCP-36P	78725	222.4
42	1050	36	900	MHCP-42P	78726	237.4
48	1200	42	1050	MHCP-48P	78727	252.5
54	1350	48	1200	MHCP-54P	78728	267.6
60	1500	54	1350	MHCP-60P	78729	282.7
72	1800	66	1650	MHCP-72P	78730	312.8
84	2100	78	1950	MHCP-84P	78731	364.9
96	2400	90	2250	MHCP-96P	78959	417.0

Lead time: 1 working day



Tank sold separately.
See page 55 for options.

Product Notes:

- Heavy-duty design with massive SuperShear™ blades for constant cleaning power on abusive beltlines.
- Blade width equals belt width minus 6" (150mm). Can be adjusted to belt's material path.
- Pole Length: Belt width plus 58" (1450mm). For longer requirements see Installation Accessories - Pole Extender Kit (page 123).
- Tensioner Options: 1) PST Spring Tensioner for self-adjusting tensioning with easy retensioning adjustments; 2) AWT Air/Water Tensioner for automatic tensioning throughout the life of the blades; 3) NT Nitrogen Tensioner for automatic tensioning with a nitrogen tank; 4) Portable Air Tensioner used for constant, automatic tension throughout the life of the blades. Can be used with site available air lines or with the add-on air tank.
- To make cleaner installation easier and quicker, see Optional Mounting Kits (page 123)

GOODYEAR
GOODYEARBELTING.COM

Call Toll Free: 1-866-711-4673
International: +1-727-342-5086

**We Ship
World Wide**

Product Ordering Information

Line Connections for Portable Air Tensioner

Air Tanks

ORDERING NUMBER	ITEM CODE	WT. LBS.
PAT1	78684	13.0
PAT2	78685	13.0



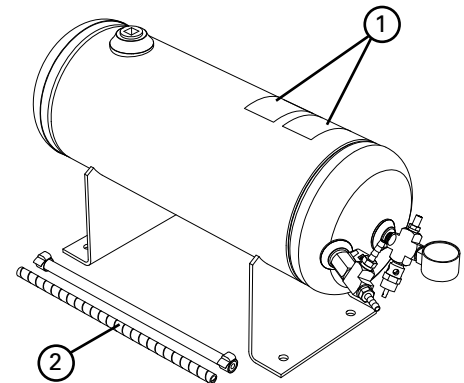
PAT1 (Single)



PAT2 (Dual)

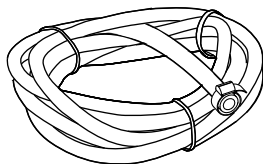
Replacement Parts List

REF	DESCRIPTION	ORDERING NUMBER	ITEM CODE	WT. LBS.
1	Tank Label Kit	PATLK	78791	0.1
2	Tank Hose Kit (incl. 1 ea. 10' hose and 1' poly spiral wrap, 2 hose clamps)	PATHK	78794	1.5



Product Notes:

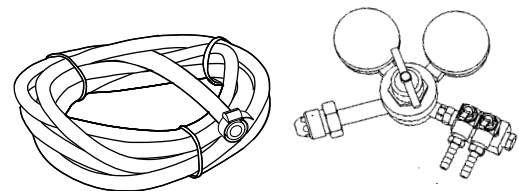
- For use with PAT cleaner assemblies and PAT control box.
- Single for applications with one cleaner, double for applications with two cleaners.
- 150# pop-off valve for safe pressurizing/charging of Air Tank.
- ASME construction.



Air Line Connection for Site-Accessible Air

ORDERING NUMBER	ITEM CODE	WT. LBS.
PATHK*	78794	1.5

* incl. 10' hose, 1' poly spiral wrap, 2 hose clamps



Nitrogen Tank Connection for Site-Provided Nitrogen Tank

ORDERING NUMBER	ITEM CODE	WT. LBS.
PANK*	78799	5.0

* incl. Nitrogen Regulator, 10' hose, 2 hose clamps

Optional Assemblies, Tensioners & Kits


MHCP Heavy-Duty Cartridge Precleaner

Blade/Pole Assemblies

(Includes blades, cartridge, center pole
and 2 extender poles)

BELT WIDTH		ORDERING NUMBER	ITEM CODE	WT. LBS.
in.	mm			
24	600	MHCP-BPA24	75945	106.0
30	750	MHCP-BPA30	75946	121.1
36	900	MHCP-BPA36	75947	136.2
42	1050	MHCP-BPA42	75948	151.2
48	1200	MHCP-BPA48	75949	166.3
54	1350	MHCP-BPA54	75950	181.4
60	1500	MHCP-BPA60	75951	196.5
72	1800	MHCP-BPA72	75952	226.6
84	2100	MHCP-BPA84	76809	264.4
96	2400	MHCP-BPA96	78956	302.2

Lead time: 1 working day



Tensioners

(Includes tensioners for both pole ends)

DESCRIPTION	ORDERING NUMBER	ITEM CODE	WT. LBS.
PST Spring Tensioner - White for belts 24" - 48" (600-1200mm)	PST2-W	77723	86.1
PST Spring Tensioner - Silver for belts 54" - 96" (1350-2400mm)	PST2-S	77724	86.2
PST Spring Tensioner - Red for belts 96" (2400mm)	PST2-R	77725	86.2
PAT Kit- PAT Tensioner	PAK	78705	86.2

Lead time: 1 working day



PST Spring Tensioner



PAT Air Tensioner and Control Box

Blade Cartridge Kits

(Includes blades, cartridge, and mounting bolts)

BELT WIDTH		ORDERING NUMBER	ITEM CODE	WT. LBS.
in.	mm			
24	600	MHCP-BCK24	75953	33.0
30	750	MHCP-BCK30	75954	44.0
36	900	MHCP-BCK36	75955	55.0
42	1050	MHCP-BCK42	75956	66.0
48	1200	MHCP-BCK48	75957	77.0
54	1350	MHCP-BCK54	75958	88.0
60	1500	MHCP-BCK60	75959	99.0
72	1800	MHCP-BCK72	75960	121.0
84	2100	MHCP-BCK84	76810	141.2
96	2400	MHCP-BCK96	78957	161.4

NOTE: For easy blade changeout, remove cartridge with worn blades and replace with new blade cartridge kit. New blades can then be installed in the old cartridge for the next changeout.

Lead time: 1 working day



Blade Cartridge Kit

GOODYEAR
GOODYEARBELTING.COM

Call Toll Free: 1-866-711-4673
International: +1-727-342-5086

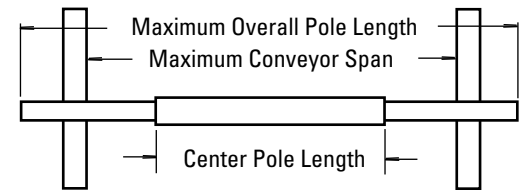
**We Ship
World Wide**

Specifications & Guidelines

Telescoping Pole Length Specifications

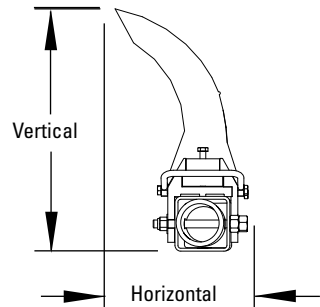
CLEANER SIZE		MAX OVERALL POLE LENGTH		CENTER POLE LENGTH		MAXIMUM CONVEYOR SPAN	
in.	mm	in.	mm	in.	mm	in.	mm
24	600	82	2050	28	700	66	1650
30	750	88	2200	34	850	72	1800
36	900	94	2350	40	1000	78	1950
42	1050	100	2500	46	1150	84	2100
48	1200	106	2650	52	1300	90	2250
54	1350	112	2800	58	1450	96	2400
60	1500	118	2950	64	1600	102	2550
72	1800	130	3250	76	1900	114	2850
84	2100	142	3550	88	2200	126	3150
96	2400	154	3850	100	2500	138	3450

Pole Diameter - 2-7/8" (73mm)

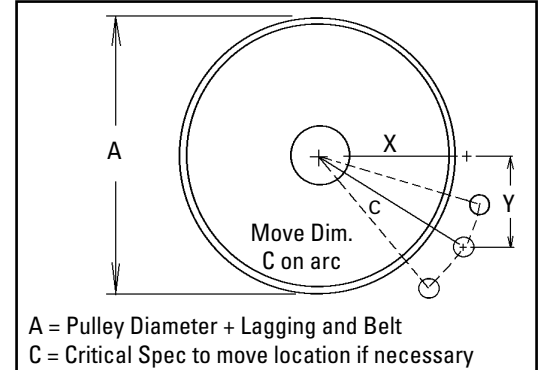


Clearance Guidelines for Installation

HORIZONTAL CLEARANCE REQUIRED		VERTICAL CLEARANCE REQUIRED	
in.	mm	in.	mm
7	175	19	475



Pole Location Specs



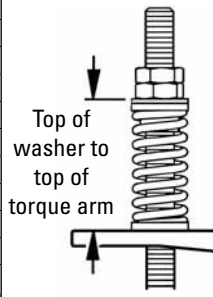
Spring Length Chart with PST Spring Tensioner

BLADE WIDTH	NO. OF BLADES	WHITE SPRINGS	SILVER SPRINGS	RED SPRINGS
18"	3	5 3/4"	6 3/8"	6 1/2"
24"	4	5 3/8"	6 1/4"	6 3/8"
30"	5	5 1/8"	6 1/8"	6 3/8"
36"	6	4 3/4"	6 1/8"	6 1/4"
42"	7	4 1/2"	6"	6 1/4"
48"	8	N/A	5 7/8"	6 1/8"
54"	9	N/A	5 3/4"	6 1/8"
60"	10	N/A	5 3/4"	6"
66"	11	N/A	5 5/8"	6"
72"	12	N/A	5 1/2"	5 7/8"
78"	13	N/A	5 1/8"	5 3/4"
84"	14	N/A	N/A	5 3/4"
90"	15	N/A	N/A	5 5/8"

Spring tension is based on the number of blades on the cleaner, not the belt width.
Shading indicates preferred spring option

Air/Water or Nitrogen Pressure Chart

BLADE WIDTH	BLADES	PSI
18"	3	8#
24"	4	10#
30"	5	13#
36"	6	15#
42"	7	18#
48"	8	20#
54"	9	23#
60"	10	25#
66"	11	28#
72"	12	31#
78"	13	33#
84"	14	36#
90"	15	38#



PSI setting is based on the number of blades on the cleaner, not the belt width.

Pole Location Chart

A	X	Y	C
20"	10"	14 3/8"	17 1/2"
21"	10 1/2"	14 3/8"	17 3/4"
22"	11"	14 3/8"	18 1/8"
23"	11 1/2"	14 3/8"	18 3/8"
24"	12"	14 3/8"	18 3/4"
25"	12 1/2"	14 3/8"	19"
26"	13"	14 3/8"	19 3/8"
27"	13 1/2"	14 3/8"	19 3/4"
28"	14"	14 3/8"	20 1/8"
29"	14 1/2"	14 3/8"	20 3/8"
30"	15"	14 3/8"	20 3/4"
31"	15 1/2"	14 3/8"	21 1/8"
32"	16"	14 3/8"	21 1/2"
33"	16 1/2"	14 3/8"	21 7/8"
34"	17"	14 3/8"	22 1/4"
35"	17 1/2"	14 3/8"	22 5/8"
36"	18"	14 3/8"	23"
37"	18 1/2"	14 3/8"	23 3/8"
38"	19"	14 3/8"	23 7/8"
39"	19 1/2"	14 3/8"	24 1/4"
40"	20"	14 3/8"	24 5/8"
41"	20 1/2"	14 3/8"	25"
42"	21"	14 3/8"	25 1/2"
43"	21 1/2"	14 3/8"	25 7/8"
44"	22"	14 3/8"	26 1/4"
45"	22 1/2"	14 3/8"	26 3/4"
46"	23"	14 3/8"	27 1/8"
47"	23 1/2"	14 3/8"	27 1/2"
48"	24"	14 3/8"	28"

Specifications:

- Maximum Belt Speed 1200 FPM (6M/sec)
- Temperature Rating -30°F to 180°F (-35°C to 82°C)
- Minimum Pulley Diameter 20" (500mm)
- Blade Height 14" (350mm)
- Usable Blade Wear Length 8" (200mm)
- Blades Urethane (proprietary blend for abrasion resistance and long wear).
- Available for Belt Widths 24" to 96" (600 to 2400mm).
Other sizes available upon request.



Call Toll Free: 1-866-711-4673
International: +1-727-342-5086



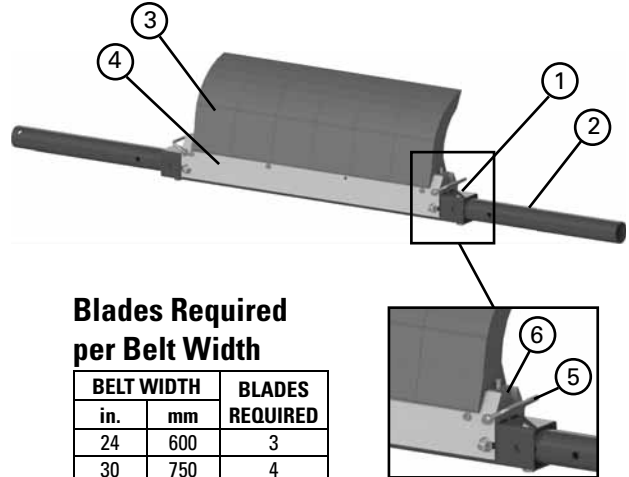
Replacement Parts List

MHCP Heavy-Duty Cartridge Precleaner

Replacement Parts List

REF	DESCRIPTION	ORDERING NUMBER	ITEM CODE	WT. LBS.
1	24" (600mm) Center Pole *	MHP-CP24	75961	19.0
	30" (750mm) Center Pole *	MHP-CP30	75962	23.1
	36" (900mm) Center Pole *	MHP-CP36	75963	27.2
	42" (1050mm) Center Pole *	MHP-CP42	75964	31.2
	48" (1200mm) Center Pole *	MHP-CP48	75965	35.3
	54" (1350mm) Center Pole *	MHP-CP54	75966	39.4
	60" (1500mm) Center Pole *	MHP-CP60	75967	43.5
	72" (1800mm) Center Pole *	MHP-CP72	75968	51.6
	84" (2100mm) Center Pole *	MHP-CP84	76811	60.2
96" (2400mm) Center Pole *	MHP-CP96	78958	68.8	
2	MHCP Extender Poles (2 ea.)	MHP-EP	76392	54.0
3	SuperShear™ Blade	SSRB	75978	6.6
4	24" (600mm) 2-Piece Blade Cartridge *	MHCP-2BC24	76638	13.2
	30" (750mm) 2-Piece Blade Cartridge *	MHCP-2BC30	76639	17.6
	36" (900mm) 2-Piece Blade Cartridge *	MHCP-2BC36	76640	22.0
	42" (1050mm) 2-Piece Blade Cartridge *	MHCP-2BC42	76641	26.4
	48" (1200mm) 2-Piece Blade Cartridge *	MHCP-2BC48	76642	30.8
	54" (1350mm) 2-Piece Blade Cartridge *	MHCP-2BC54	76643	35.2
	60" (1500mm) 2-Piece Blade Cartridge *	MHCP-2BC60	76644	39.6
	72" (1800mm) 2-Piece Blade Cartridge *	MHCP-2BC72	76645	48.4
	84" (2100mm) 2-Piece Blade Cartridge *	MHCP-2BC84	76812	56.5
96" (2400mm) 2-Piece Blade Cartridge *	MHCP-2BC96	78986	64.6	
5	MHCP Cartridge Handle *	MHCP-CH	76393	0.4
6	MHCP Cartridge Blade Stop *	MHCP-BS	76394	0.4

*Hardware Included Lead time: 1 working day



Blades Required per Belt Width

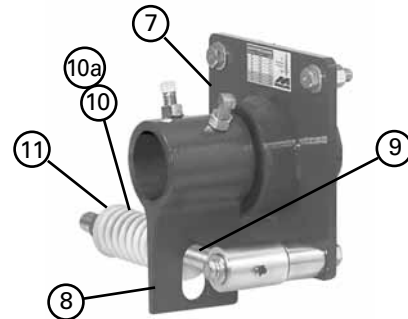
BELT WIDTH		BLADES REQUIRED
in.	mm	
24	600	3
30	750	4
36	900	5
42	1050	6
48	1200	7
54	1350	8
60	1500	9
72	1800	11
84	2100	13
96	2400	15

Blades and cartridges can be purchased separately (see chart at left) or preassembled as a Blade Cartridge Kit (page 56).

PST Spring Tensioner Replacement Parts

REF	DESCRIPTION	ORDERING NUMBER	ITEM CODE	WT. LBS.
7	Mounting Plate Kit * (2 ea.)	MHPMPK	77727	44.4
8	Torque Arm * (1 ea.)	PSTA	75896	11.4
9	Torque Pivot Kit (1 ea.) (no spring)	PTPK	75897	7.0
10	Tension Spring - White (1 ea.) for belts 24" - 48" (600-1200mm)	PSTS-W	75898	1.7
10a	Tension Spring - Silver (1 ea.) for belts 54" - 84" (1350-2100mm)	PSTS-S	75899	3.0
10b	Tension Spring - Red (1 ea.) for belts 96" (2400mm)	PSTS-R	77726	3.0
11	Bushing Kit (2 ea.) (for White, Silver, & Red Tensioners)	QMTBK-W	76098	0.2
-	PST Spring Tensioner* - White (includes 2 each items 7, 8, 9, 10 & 11) for belts 24" - 48" (600-1200mm)	PST2-W	77723	86.1
-	PST Spring Tensioner* - Silver (includes 2 each items 7, 8, 9, 10a & 11) for belts 54" - 84" (1350-2100mm)	PST2-S	77724	86.2
-	PST Spring Tensioner* - Red (incl. 2 each items 7, 8, 9, 10b & 11 for belts 96" (2400mm)	PST-R	77725	86.2

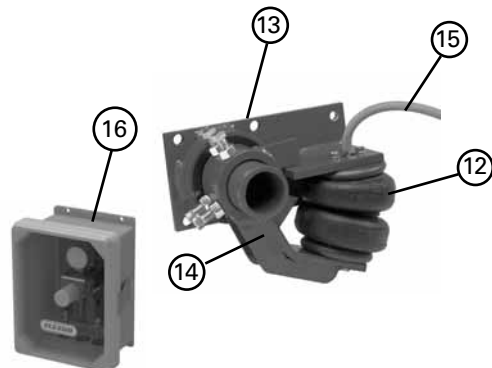
*Hardware Included Lead time: 1 working day



Air/Water Tensioner Replacement Parts

REF	DESCRIPTION	ORDERING NUMBER	ITEM CODE	WT. LBS.
12	Air/Water Bag (1 ea.)	AWTB	75905	3.8
13	Mounting Base (1 ea.)	AWTMB	75906	22.9
14	Torque Arm * (1 ea.)	AWTA	75907	11.6
15	Hose Kit (50' of hose and 6 hose clamps)	AWTHK	75909	6.7
-	AWT Air/Water Tensioner w/o Control Box (includes 2 each items 12, 13, 14 & 1 each item 15)	AWTNCB	76069	75.2
16	PAT Control Box	PACB	78683	11.0
-	PAT Kit- PAT Tensioner (includes 2 each items 12, 13, 14 & 1 each items 15 & 16)	PAK	78705	86.2

*Hardware Included Lead time: 1 working day




Product Ordering Information

HV2 Segmented Blade Precleaner

HV2 Precleaners with V-Tips

BELT WIDTH		V-TIP SIZE	ORDERING NUMBER	ITEM CODE	WT. LBS.
in.	mm				
18	450	SS	HV2-18SS	79323	99.5
18	450	S	HV2-18S	79324	100.9
18	450	M	HV2-18M	79325	101.7
24	600	SS	HV2-24SS	79326	112.6
24	600	S	HV2-24S	79327	114.7
24	600	M	HV2-24M	79328	115.9
30	750	SS	HV2-30SS	79329	125.6
30	750	S	HV2-30S	79330	128.4
30	750	M	HV2-30M	79331	130.0
36	900	SS	HV2-36SS	79332	138.7
36	900	S	HV2-36S	79333	142.2
36	900	M	HV2-36M	79334	144.2
36	900	L	HV2-36L	79335	145.2
42	1050	SS	HV2-42SS	79336	151.8
42	1050	S	HV2-42S	79337	156.0
42	1050	M	HV2-42M	79338	158.4
42	1050	L	HV2-42L	79339	159.6
42	1050	LL	HV2-42LL	79340	163.8
48	1200	SS	HV2-48SS	79341	164.8
48	1200	S	HV2-48S	79342	169.7
48	1200	M	HV2-48M	79343	172.5
48	1200	L	HV2-48L	79344	173.9
48	1200	LL	HV2-48LL	79345	178.8
54	1350	S	HV2-54S	79346	183.5
54	1350	M	HV2-54M	79347	186.7
54	1350	L	HV2-54L	79348	188.3
54	1350	LL	HV2-54LL	79349	193.9
60	1500	S	HV2-60S	79350	197.3
60	1500	M	HV2-60M	79351	200.9
60	1500	L	HV2-60L	79352	202.7
60	1500	LL	HV2-60LL	79353	209.0
72	1800	S	HV2-72S	79354	216.2
72	1800	M	HV2-72M	79355	220.2
72	1800	L	HV2-72L	79356	222.2
72	1800	LL	HV2-72LL	79357	229.2

*NOTE: HV2 Tips must be used only on vulcanized belts.
 HV2 Suspension Arm size is determined by head pulley diameter - see chart.
 Additional sizes available upon request.
 Lead time: 1 working day



HV2 Precleaner
 • 2-7/8" (73mm) diameter pole.

Replacement HV2-Tips

ORDERING NUMBER	ITEM CODE	WT. LBS.
HV2T-S/S	79367	0.6
HV2PT	79368	0.8

Lead time: 1 working day

Replacement HV2 Suspension Arms

SIZE	ORDERING NUMBER	ITEM CODE	WT. LBS.
SS	H2SA6SS	79369	2.5
S	H2SA6S	79370	3.2
M	H2SA6M	79371	3.6
L	H2SA6L	79372	3.8
LL	H2SA6LL	79373	4.5

Lead time: 1 working day

HV2 Suspension Arm Size

HEAD PULLEY DIAMETER + BELT & LAGGING		HV2 ARM SIZE
in.	mm	
10 - 19	250-475	SS
20 - 31	500-775	S
32 - 39	800-975	M
40 - 47	1000-1175	L
48 - 67	1200-1675	LL

Tips Required per Cleaner Size

in.	18	24	30	36	42	48	54	60	72
mm	450	600	750	900	1050	1200	1350	1500	1800
HV2-Tips Required	2	3	4	5	6	7	8	9	11

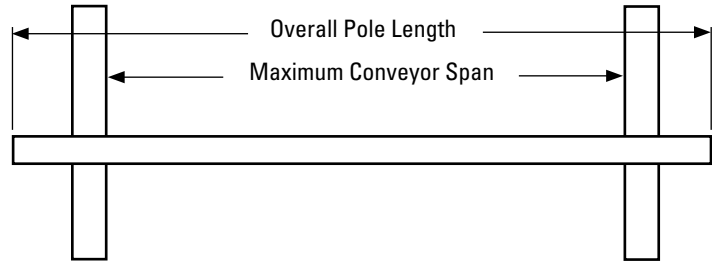
Specifications & Guidelines

HV2 Segmented Blade Precleaner

Pole Length Specifications*

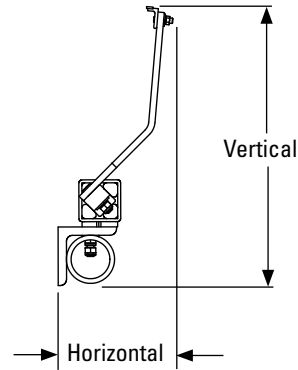
Cleaner Size		Pole Length		Maximum Conveyor Span	
in.	mm	in.	mm	in.	mm
18	450	66	1650	56	1400
24	600	72	1800	62	1550
30	750	78	1950	68	1700
36	900	84	2100	74	1850
42	1050	90	2250	80	2000
48	1200	96	2400	86	2150
54	1350	102	2550	92	2300
60	1500	108	2700	98	2450
72	1800	120	3000	110	2750

*For special extra long pole length requirements a Pole Extender Kit (#76024) is available that provides 30" (750mm) of extended pole length.
Pole Diameter - 2-7/8" (73mm) (page 123)



Clearance Guidelines for Installation

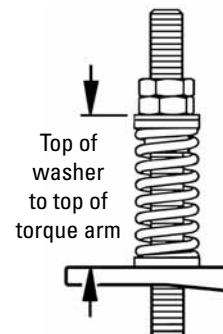
Suspension Arm Size	Horizontal Clearance Required		Vertical Clearance Required	
	in.	mm	in.	mm
SS	8-1/4	210	12-5/8	320
S	8-1/4	210	15-3/8	390
M	8-1/4	210	16-5/8	416
L	8-1/4	210	17-1/2	445
LL	8-1/4	210	20-1/8	511



HV2 Spring Length Chart (for optimal blade tensioning)

Belt Width		Tips	Spring Length									
			SS		S		M		L		LL	
in	mm		in	mm	in	mm	in	mm	in	mm	in	mm
18"	450	2	5 1/4"	133	4 7/8"	124	4 3/4"	121	4 1/2"	114	N/A	N/A
24"	600	3	4 1/2"	114	4 1/8"	105	5 3/4"	146	5 3/4"	146	N/A	N/A
30"	750	4	4 1/2"	114	4 1/8"	105	5 3/4"	146	5 3/4"	146	N/A	N/A
36"	900	5	5 3/4"	146	5 5/8"	143	5 1/2"	140	5 3/8"	137	N/A	N/A
42"	1050	6	5 5/8"	143	5 3/8"	137	5 1/4"	133	5 1/8"	130	4 3/4"	121
48"	1200	7	5 5/8"	143	5 3/8"	137	5 1/4"	133	5 1/8"	130	4 3/4"	121
54"	1350	8	N/A	N/A	5 1/8"	130	5	127	4 7/8"	124	6"	152
60"	1500	9	N/A	N/A	4 7/8"	124	6 1/8"	156	6"	152	5 7/8"	150
72"	1800	11	N/A	N/A	6"	152	6"	152	5 7/8"	150	5 3/4"	146

Purple Spring
 Silver Spring
 White Spring



Specifications:

- Maximum Belt Speed..... 1500 FPM (7.5M/sec)
- Temperature Rating..... -30°F to 180°F (-35°C to 82°C)
- Usable Blade Wear Length..... 3/8" (9mm)
- Blade Material..... Long Life Tungsten Carbide
(for vulcanized belts only)
- Available for Belt Widths..... 18" to 72" (450mm to 1800mm)
Other sizes available upon request.

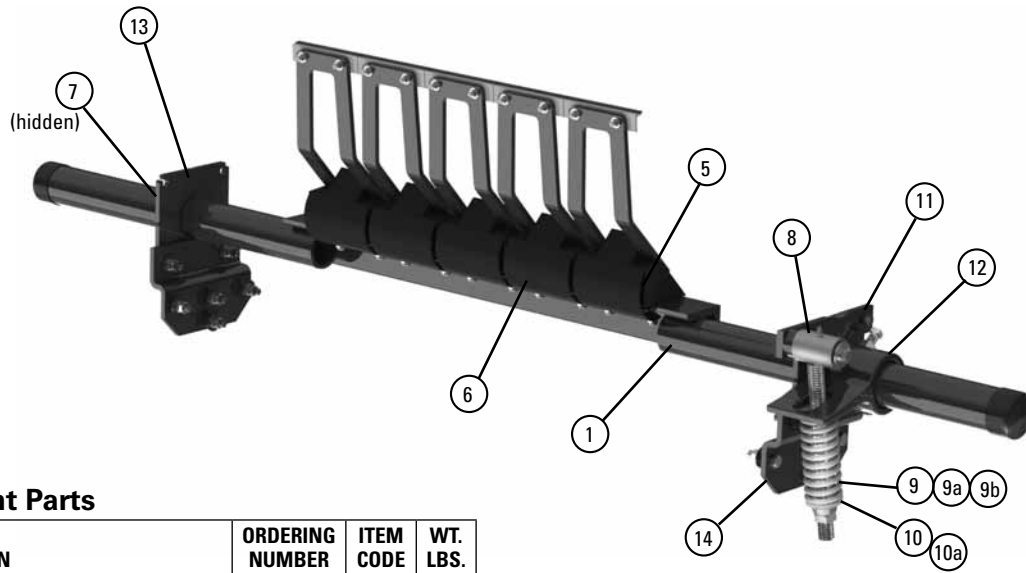
GOODYEAR
GOODYEARBELTING.COM

Call Toll Free: 1-866-711-4673
International: +1-727-342-5086

**We Ship
World Wide**

Replacement Parts List

HV2 Segmented Blade Precleaner



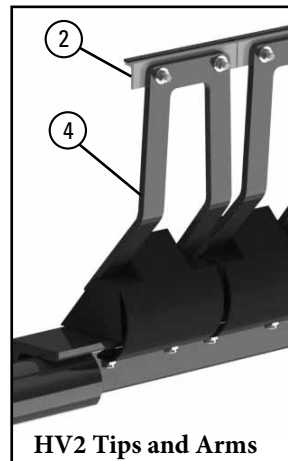
Replacement Parts

REF	DESCRIPTION	ORDERING NUMBER	ITEM CODE	WT. LBS.
1	18" (450mm) Pole	H2P18	79358	49.8
	24" (600mm) Pole	H2P24	79359	55.0
	30" (750mm) Pole	H2P30	79360	60.1
	36" (900mm) Pole	H2P36	79361	65.3
	42" (1050mm) Pole	H2P42	79362	70.5
	48" (1200mm) Pole	H2P48	79363	75.6
	54" (1350mm) Pole	H2P54	79364	80.8
	60" (1500mm) Pole	H2P60	79365	86.0
	72" (1800mm) Pole	H2P72	79366	96.3
2	HV2 Tip (6"/150mm Tip, 1 ea.)	HV2T-S/S	79367	0.6
2a	HV2 Protected V-Tip* (6"/150mm Tip, 1 ea.) (for vulcanized belts only) (for abusive wear)	HV2PT	79368	0.8
3	HV2 S/S Tip Shield (optional)	HV2SSTS	79375	0.5
4	HV2 SS Suspension Arm*	H2SA6SS	79369	2.5
	HV2 S Suspension Arm*	H2SA6S	79370	3.2
	HV2 M Suspension Arm*	H2SA6M	79371	3.6
	HV2 L Suspension Arm*	H2SA6L	79372	3.8
	HV2 LL Suspension Arm*	H2SA6LL	79373	4.5
5	HV2 Cushion	H2RC	79374	4.3
6	HV2 Urethane Cushion Cover	UHVC	79453	0.5
7	Pole Lock Collar* (1 ea.)	MSPPL	75816	1.9
8	Pivot Arm Kit* (1 ea.)	QMTPAK	76096	4.3
9a	Tension Spring - Purple (1 ea.)**	QMTS-P	75845	0.6
9b	Tension Spring - White (1 ea.)**	PSTS-W	75898	1.7
9c	Tension Spring - Silver (1 ea.)**	PSTS-S	75899	3.0
10a	Bushing Kit - Purple (2 ea.) (for Item 9a)	QMTBK-P	76097	0.1
10b	Bushing Kit - White (2 ea.) (for Items 9b & 9c)	QMTBK-W	76098	0.2
11	Pivot Shaft Bracket Kit* (1 ea.)	QMTPSBK	76099	4.3
12	Torque Arm Kit* (1 ea.)	PSTA	75896	11.4
13	Mounting Plate Kit* (2 ea.)	MSPMPK	75811	8.3
14	Offset Bracket Kit* (1 ea.)	HOBK	76399	12.4
-	QMT Spring Tensioner* - Purple (incl. 1 ea. Items 9a, 10a, 11, 12, 13)	QMT-P	76074	20.4
-	QMT Spring Tensioner* - White (incl. 1 ea. Items 9b, 10b, 11, 12, 13)	QMT-W	76075	21.8
-	QMT Spring Tensioner* - Silver (incl. 1 ea. Items 9c, 10b, 11, 12, 13)	VQMT-S	76402	23.9

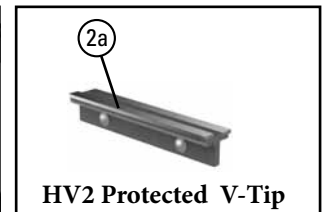
*Hardware included

Note: All poles and tensioners are heavy-duty style.

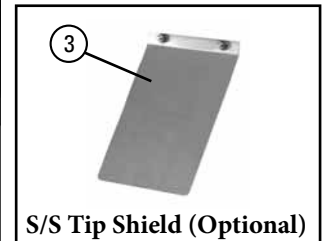
Lead time: 1 working day



HV2 Tips and Arms



HV2 Protected V-Tip



S/S Tip Shield (Optional)

Spring Tensioner Selection Chart

HV2 Precleaner Size	76074 QMT-P	76075 QMT-W	76402 QMT-S
18" SS,S,M; 24" S,S; 30" SS,S	X		
24" M; 30" M; 36" SS-L; 42" SS-L; 48" SS-LL; 54" S-L; 60" S; 72" S		X	
54" LL; 60" M-LL; 72" M-LL			X

Tips Required per Cleaner Size

in.	18	24	30	36	42	48	54	60	72
mm	450	600	750	900	1050	1200	1350	1500	1800
HV2-Tips Required	2	3	4	5	6	7	8	9	11

GOODYEAR
GOODYEARBELTING.COM

Call Toll Free: 1-866-711-4673
International: +1-727-342-5086

**We Ship
World Wide**

Product Ordering Information

H-Type with XF2-Tips Segmented Blade Precleaner

H-Type® with XF2-Tips

BELT WIDTH		XF2-TIP SIZE	ORDERING NUMBER	ITEM CODE	WT. LBS.
in.	mm				
18	450	SS	HXF2-18SS	76138	32.0
18	450	S	HXF2-18S	76289	97.1
18	450	M	HXF2-18M	76290	97.9
24	600	SS	HXF2-24SS	76139	110.0
24	600	S	HXF2-24S	76291	111.2
24	600	M	HXF2-24M	76292	112.4
30	750	SS	HXF2-30SS	76140	113.8
30	750	S	HXF2-30S	76293	115.0
30	750	M	HXF2-30M	76294	116.2
36	900	SS	HXF2-36SS	76141	126.2
36	900	S	HXF2-36S	76295	127.8
36	900	M	HXF2-36M	76296	129.4
36	900	L	HXF2-36L	76297	130.6
42	1050	SS	HXF2-42SS	76142	138.6
42	1050	S	HXF2-42S	76298	140.6
42	1050	M	HXF2-42M	76299	142.6
42	1050	L	HXF2-42L	76300	144.1
48	1200	SS	HXF2-48SS	76143	142.4
48	1200	S	HXF2-48S	76301	144.4
48	1200	M	HXF2-48M	76302	146.4
48	1200	L	HXF2-48L	76303	147.9
54	1350	SS	HXF2-54SS	76144	154.8
54	1350	S	HXF2-54S	76304	157.2
54	1350	M	HXF2-54M	76305	161.7
54	1350	L	HXF2-54L	76306	163.5
60	1500	S	HXF2-60S	76145	196.2
60	1500	M	HXF2-60M	76307	199.0
60	1500	L	HXF2-60L	76308	201.1
72	1800	S	HXF2-72S	76146	216.8
72	1800	M	HXF2-72M	76309	220.0
72	1800	L	HXF2-72L	76310	222.4

*NOTE: XF2-Tips must be used on mechanically spliced belts. Can be used on vulcanized belts.
XF2-Tip size is determined by head pulley diameter - see chart.
Additional sizes available upon request.
To order a cleaner with XF-Tips, call Customer Service.
Lead time: 1 working day

Tips Required per Cleaner Size

in.	18	24	30	36	42	48	54	60	72
mm	450	600	750	900	1050	1200	1350	1500	1800
XF2-Tips Required	2	3	3	4	5	5	6	7	8

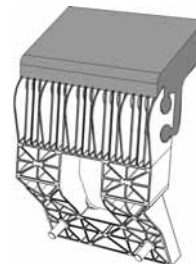


H-Type Precleaner with XF2-Tips

- 2 7/8" (73mm) diameter pole.

Replacement XF2-Tips

SIZE	ORDERING NUMBER	ITEM CODE	WT. LBS.
SS	HXF2-SS	75979	3.0
S	HXF2-S	75980	3.4
M	HXF2-M	75981	3.8
L	HXF2-L	75982	4.1

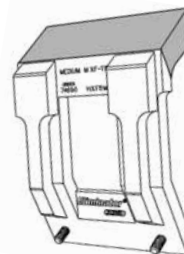


Specially formulated, long-wearing urethane blade tip. Impact-resistant, reinforced nylon base for rigidity and minimal deflection.

Lead time: 1 working day

Replacement XF-Tips

SIZE	ORDERING NUMBER	ITEM CODE	WT. LBS.
SS	HXF8SS	74307	3.4
S	HXF8S	74689	3.8
M	HXF8M	74690	4.1
L	HXF8L	74691	4.5



Lead time: 1 working day

XF2-Tip & XF-Tip Size

HEAD PULLEY DIAMETER + BELT & LAGGING		XF2-TIP & XF-TIP SIZE
in.	mm	
10 - 19	250-475	SS
20 - 31	500-775	S
32 - 39	800-975	M
40 - 47	1000-1175	L

U.S. Patent No. 6,926,133

GOODYEAR
GOODYEARBELTING.COM

Call Toll Free: 1-866-711-4673
International: +1-727-342-5086

**We Ship
World Wide**

Specifications & Guidelines

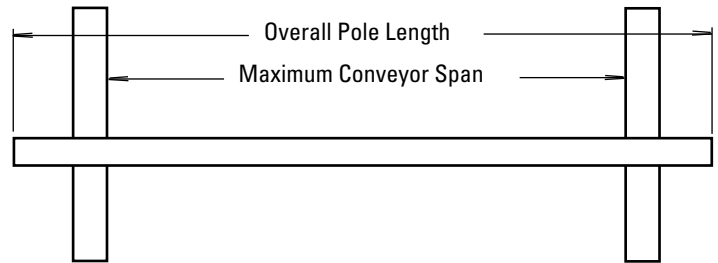
H-Type with XF2-Tips Segmented Blade Precleaner

Pole Length Specifications*

CLEANER SIZE		POLE LENGTH		MAXIMUM CONVEYOR SPAN	
in.	mm	in.	mm	in.	mm
18	450	66	1650	56	1400
24	600	72	1800	62	1550
30	750	78	1950	68	1700
36	900	84	2100	74	1850
42	1050	90	2250	80	2000
48	1200	96	2400	86	2150
54	1350	102	2550	92	2300
60	1500	108	2700	98	2450
72	1800	120	3000	110	2750

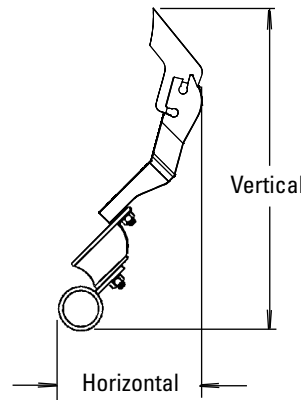
*For special extra long pole length requirements a Pole Extender Kit (#76024) is available that provides 30" (750mm) of extended pole length. (page 123).

Pole Diameter - 2-7/8" (73mm)



Clearance Guidelines for Installation

SUSPENSION ARM SIZE	HORIZONTAL CLEARANCE REQUIRED		VERTICAL CLEARANCE REQUIRED	
	in.	mm	in.	mm
SS	7	175	13	325
S	7	175	15	375
M	7	175	16 1/2	413
L	7	175	18 1/2	463
LL	7	175	22	550

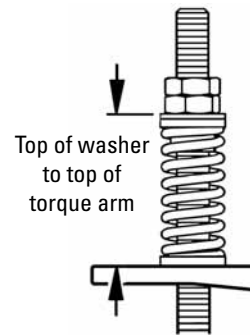


Spring Length Chart

with QMT Spring Tensioner

BELT WIDTH	TIPS	SPRING LENGTH			
		SS	S	M	L
18"	2	4 1/2"	4"	5 3/4"	N/A
24"	3	5 5/8"	5 1/2"	5 3/8"	N/A
30"	3	5 5/8"	5 1/2"	5 3/8"	N/A
36"	4	5 3/8"	5 1/8"	5"	4 1/4"
42"	5	5"	4 3/4"	6"	6"
48"	5	5"	4 3/4"	6"	6"
54"	6	4 3/4"	6"	5 7/8"	5 7/8"
60"	7	N/A	5 7/8"	5 3/4"	5 3/4"
72"	8	N/A	5 3/4"	5 5/8"	5 5/8"

Purple Spring
 White Spring
 Silver Spring



Specifications:

- Maximum Belt Speed 1000 FPM (5M/sec)
- Temperature Rating -30°F to 180°F (-35°C to 82°C)
- Usable Blade Wear Length 3" (75mm)
- Blade Material Urethane (proprietary blend for abrasion resistance and long wear)
- Available for Belt Widths 18" to 72" (450mm to 1800mm).
Other sizes available upon request.

U.S. Patent No. 6,926,133

GOODYEAR
GOODYEARBELTING.COM

Call Toll Free: 1-866-711-4673
International: +1-727-342-5086

**We Ship
World Wide**

Product Ordering Information

H-Type with V-Tips Segmented Blade Precleaner

H-Type® with V-Tips*

BELT WIDTH		SUSPENSION ARM SIZE	ORDERING NUMBER	ITEM CODE	WT. LBS.
in.	mm				
18	450	SS	HV-18SS	76101	96.3
18	450	S	HV-18S	76190	97.1
18	450	M	HV-18M	76191	98.1
24	600	SS	HV-24SS	76102	108.6
24	600	S	HV-24S	76192	109.8
24	600	M	HV-24M	76193	111.3
30	750	SS	HV-30SS	76103	112.4
30	750	S	HV-30S	76194	113.6
30	750	M	HV-30M	76195	115.1
36	900	SS	HV-36SS	76104	124.8
36	900	S	HV-36S	76196	127.8
36	900	M	HV-36M	76197	129.8
36	900	L	HV-36L	76198	131.4
42	1050	SS	HV-42SS	76105	138.6
42	1050	S	HV-42S	76199	140.6
42	1050	M	HV-42M	76251	143.1
42	1050	L	HV-42L	76252	145.1
42	1050	LL	HV-42LL	76253	147.6
48	1200	SS	HV-48SS	76106	142.4
48	1200	S	HV-48S	76254	144.4
48	1200	M	HV-48M	76255	146.9
48	1200	L	HV-48L	76256	148.9
48	1200	LL	HV-48LL	76257	151.4
54	1350	S	HV-54S	76107	157.2
54	1350	M	HV-54M	76258	160.2
54	1350	L	HV-54L	76259	162.6
54	1350	LL	HV-54LL	76260	165.6
60	1500	S	HV-60S	76108	194.1
60	1500	M	HV-60M	76261	197.6
60	1500	L	HV-60L	76262	200.4
60	1500	LL	HV-60LL	76263	206.0
72	1800	S	HV-72S	76109	214.7
72	1800	M	HV-72M	76264	218.7
72	1800	L	HV-72L	76265	224.0
72	1800	LL	HV-72LL	76266	228.0

*NOTE: V-Tips can be used ONLY on vulcanized belts.
Suspension arm size is determined by head pulley diameter - see chart.
Additional sizes available upon request.
Lead time: 1 working day



H-Type Precleaner with V-Tips

• 2 7/8" (73mm) diameter pole.

Replacement V-Tips

ORDERING NUMBER	ITEM CODE	WT. LBS.
HVT8-S/S	75419	1.0

Lead time: 1 working day

Replacement Suspension Arms

SIZE	ORDERING NUMBER	ITEM CODE	WT. LBS.
SS	HSA8SS	73047	2.0
S	HSA8S	73048	2.4
M	HSA8M	73049	2.9
L	HSA8L	73063	3.3
LL	HSA8LL	73064	3.8

Lead time: 1 working day

Tips Required per Cleaner Size

in.	18	24	30	36	42	48	54	60	72
mm	450	600	750	900	1050	1200	1350	1500	1800
V-Tips Required	2	3	3	4	5	5	6	7	8

Suspension Arm Size

HEAD PULLEY DIAMETER + BELT & LAGGING		SUSPENSION ARM SIZE
in.	mm	
10 - 19	250-475	SS
20 - 31	500-775	S
32 - 39	800-975	M
40 - 47	1000-1175	L
48 - 67	1200-1675	LL

GOODYEAR
GOODYEARBELTING.COM

Call Toll Free: 1-866-711-4673
International: +1-727-342-5086

**We Ship
World Wide**

Specifications & Guidelines

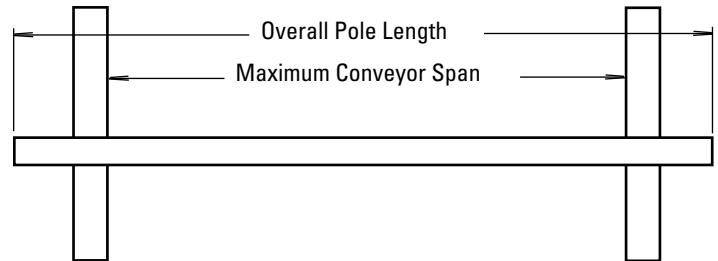
H-Type with V-Tips Segmented Blade Precleaner

Pole Length Specifications*

CLEANER SIZE		POLE LENGTH		MAXIMUM CONVEYOR SPAN	
in.	mm	in.	mm	in.	mm
18	450	66	1650	56	1400
24	600	72	1800	62	1550
30	750	78	1950	68	1700
36	900	84	2100	74	1850
42	1050	90	2250	80	2000
48	1200	96	2400	86	2150
54	1350	102	2550	92	2300
60	1500	108	2700	98	2450
72	1800	120	3000	110	2750

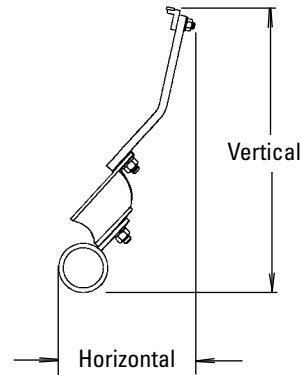
*For special extra long pole length requirements a Pole Extender Kit (#76024) is available that provides 30" (750mm) of extended pole length. (page 123).

Pole Diameter - 2-7/8" (73mm)



Clearance Guidelines for Installation

SUSPENSION ARM SIZE	HORIZONTAL CLEARANCE REQUIRED		VERTICAL CLEARANCE REQUIRED	
	in.	mm	in.	mm
SS	7	175	13	325
S	7	175	15	375
M	7	175	16 1/2	413
L	7	175	18 1/2	463
LL	7	175	22	550

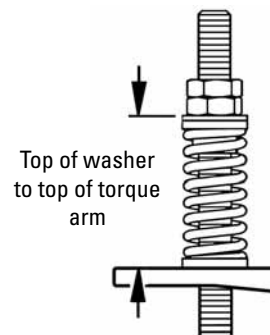


Spring Length Chart

with QMT Spring Tensioner

BELT WIDTH	TIPS	SPRING LENGTH				
		SS	S	M	L	LL
18"	2	5 1/4"	4 7/8"	4 3/4"	4 1/2"	N/A
24"	3	4 1/2"	4 1/8"	5 3/4"	5 3/4"	N/A
30"	3	4 1/2"	4 1/8"	5 3/4"	5 3/4"	N/A
36"	4	5 3/4"	5 5/8"	5 1/2"	5 3/8"	N/A
42"	5	5 5/8"	5 3/8"	5 1/4"	5 1/8"	4 3/4"
48"	5	5 5/8"	5 3/8"	5 1/4"	5 1/8"	4 3/4"
54"	6	N/A	5 1/8"	5	4 7/8"	6"
60"	7	N/A	4 7/8"	6 1/8"	6"	5 7/8"
72"	8	N/A	6"	6"	5 7/8"	5 3/4"

Purple Spring
 White Spring
 Silver Spring



Specifications:

- Maximum Belt Speed 1000 FPM (5M/sec)
- Temperature Rating -30°F to 180°F (-35°C to 82°C)
- Usable Blade Wear Length 3/8" (9mm)
- Blade Material Long Life Tungsten Carbide (for vulcanized belts only)
- Available for Belt Widths 18" to 72" (450mm to 1800mm)
Other sizes available upon request.

GOODYEAR
GOODYEARBELTING.COM

Call Toll Free: 1-866-711-4673
International: +1-727-342-5086

**We Ship
World Wide**

Product Ordering Information

H-Type with Protected V-Tips Segmented Blade Precleaner

H-Type® with Protected V-Tips*

For abusive applications where materials being cleaned off the belt wear the back sides of the cleaner's V-Tips.

BELT WIDTH		SUSPENSION ARM SIZE	ORDERING NUMBER	ITEM CODE	WT. LBS.
in.	mm				
18	450	S	HVP-18S	76124	99.1
18	450	M	HVP-18M	76267	100.1
18	450	L	HVP-18L	76268	100.9
24	600	S	HVP-24S	76125	112.8
24	600	M	HVP-24M	76269	114.3
24	600	L	HVP-24L	76270	115.5
30	750	S	HVP-30S	76126	116.6
30	750	M	HVP-30M	76271	118.1
30	750	L	HVP-30L	76272	119.3
36	900	S	HVP-36S	76127	130.4
36	900	M	HVP-36M	76273	133.8
36	900	L	HVP-36L	76274	135.4
42	1050	S	HVP-42S	76128	145.6
42	1050	M	HVP-42M	76275	148.1
42	1050	L	HVP-42L	76276	150.1
48	1200	S	HVP-48S	76129	149.4
48	1200	M	HVP-48M	76277	151.9
48	1200	L	HVP-48L	76278	153.9
48	1200	LL	HVP-48LL	76279	156.4
54	1350	S	HVP-54S	76130	163.2
54	1350	M	HVP-54M	76280	166.2
54	1350	L	HVP-54L	76281	168.6
54	1350	LL	HVP-54LL	76282	171.6
60	1500	S	HVP-60S	76131	201.1
60	1500	M	HVP-60M	76283	204.6
60	1500	L	HVP-60L	76284	207.4
60	1500	LL	HVP-60LL	76285	213.0
72	1800	S	HVP-72S	76132	222.7
72	1800	M	HVP-72M	76286	226.7
72	1800	L	HVP-72L	76287	232.0
72	1800	LL	HVP-72LL	76288	236.0

*NOTE: Protected V-Tips can be used ONLY on vulcanized belts.
Suspension arm size is determined by head pulley diameter - see chart.
Cleaners come standard with Stainless Steel Tip Shields.
Additional sizes available upon request.
Lead time: 1 working day

Tips Required per Cleaner Size

in.	18	24	30	36	42	48	54	60	72
mm	450	600	750	900	1050	1200	1350	1500	1800
Protected V-Tips Required	2	3	3	4	5	5	6	7	8



H-Type Precleaner with HVP-Tips
• 2 7/8" (73mm) diameter pole.

Replacement Protected V-Tips

ORDERING NUMBER	ITEM CODE	WT. LBS.
HVPT	73631	2.7

Lead time: 1 working day

Replacement Suspension Arms

SIZE	ORDERING NUMBER	ITEM CODE	WT. LBS.
SS	HSA8SS	73047	2.0
S	HSA8S	73048	2.4
M	HSA8M	73049	2.9
L	HSA8L	73063	3.3
LL	HSA8LL	73064	3.8

Lead time: 1 working day

Suspension Arm Size

HEAD PULLEY DIAMETER + BELT & LAGGING		SUSPENSION ARM SIZE
in.	mm	
10 - 19	250-475	SS
20 - 31	500-775	S
32 - 39	800-975	M
40 - 47	1000-1175	L
48 - 67	1200-1675	LL

GOODYEAR
GOODYEARBELTING.COM

Call Toll Free: 1-866-711-4673
International: +1-727-342-5086

**We Ship
World Wide**

Specifications & Guidelines

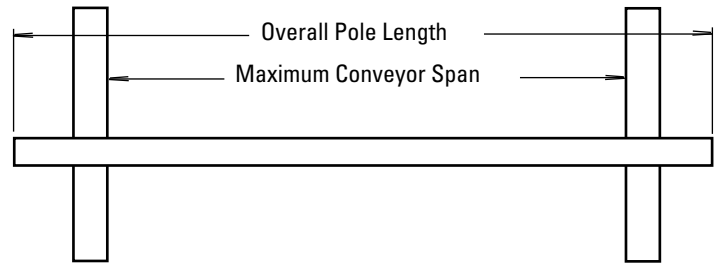
H-Type with Protected V-Tips Segmented Blade Precleaner

Pole Length Specifications*

CLEANER SIZE		POLE LENGTH		MAXIMUM CONVEYOR SPAN	
in.	mm	in.	mm	in.	mm
18	450	66	1650	56	1400
24	600	72	1800	62	1550
30	750	78	1950	68	1700
36	900	84	2100	74	1850
42	1050	90	2250	80	2000
48	1200	96	2400	86	2150
54	1350	102	2550	92	2300
60	1500	108	2700	98	2450
72	1800	120	3000	110	2750

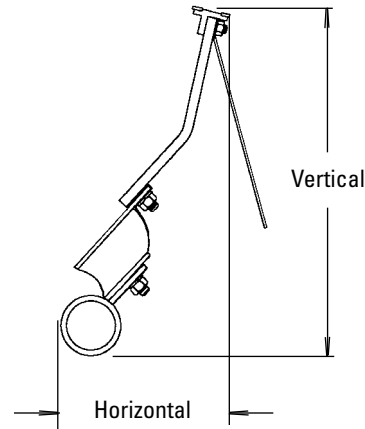
*For special extra long pole length requirements a Pole Extender Kit (#76024) is available that provides 30" (750mm) of extended pole length. (page 123).

Pole Diameter - 2-7/8" (73mm)



Clearance Guidelines For Installation

SUSPENSION ARM SIZE	HORIZONTAL CLEARANCE REQUIRED		VERTICAL CLEARANCE REQUIRED	
	in.	mm	in.	mm
SS	7	175	13	325
S	7	175	15	375
M	7	175	16 1/2	413
L	7	175	18 1/2	463
LL	7	175	22	550

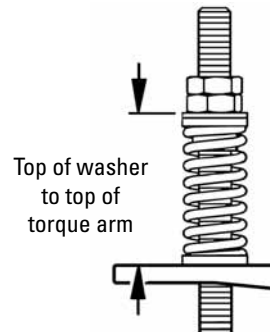


Spring Length Chart

with QMT Spring Tensioner

BELT WIDTH	TIPS	SPRING LENGTH				
		SS	S	M	L	LL
18"	2	5 1/4"	4 7/8"	4 3/4"	4 1/2"	N/A
24"	3	4 1/2"	4 1/8"	5 3/4"	5 3/4"	N/A
30"	3	4 1/2"	4 1/8"	5 3/4"	5 3/4"	N/A
36"	4	5 3/4"	5 5/8"	5 1/2"	5 3/8"	N/A
42"	5	5 5/8"	5 3/8"	5 1/4"	5 1/8"	4 3/4"
48"	5	5 5/8"	5 3/8"	5 1/4"	5 1/8"	4 3/4"
54"	6	N/A	5 1/8"	5	4 7/8"	6"
60"	7	N/A	4 7/8"	6 1/8"	6"	5 7/8"
72"	8	N/A	6"	6"	5 7/8"	5 3/4"

Purple Spring
 White Spring
 Silver Spring

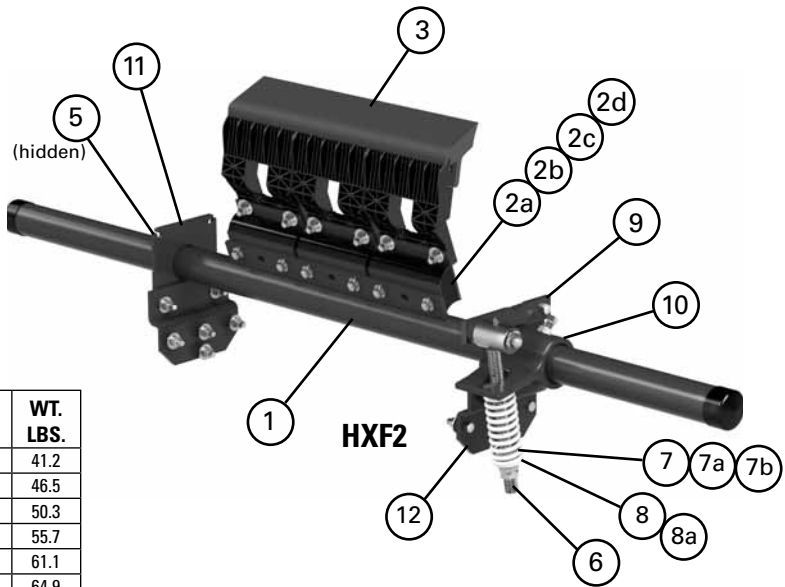


Specifications:

- Maximum Belt Speed 1000 FPM (5M/sec)
- Temperature Rating -30°F to 180°F (-35°C to 82°C)
- Usable Blade Wear Length 3/8" (9mm)
- Blade Material Long Life Tungsten Carbide (for vulcanized belts only)
- Available for Belt Widths 18" to 72" (450mm to 1800mm).
Other sizes available upon request.



Replacement Parts List

H-Type Segmented Blade Precleaners



Replacement Parts

REF	DESCRIPTION	ORDERING NUMBER	ITEM CODE	WT. LBS.
1	18" (450mm) Pole	H78P18	76110	41.2
	24" (600mm) Pole	H78P24	76111	46.5
	30" (750mm) Pole	H78P30	76112	50.3
	36" (900mm) Pole	H78P36	76113	55.7
	42" (1050mm) Pole	H78P42	76114	61.1
	48" (1200mm) Pole	H78P48	76115	64.9
	54" (1350mm) Pole	H78P54	76116	70.3
	60" (1500mm) Pole	H78P60	76117	99.8
72" (1800mm) Pole	H78P72	76118	113.0	
2a	H2 XF-Tip Cushion* (for S, M, L HXF2-Tips; or S - LL Susp. Arms)	HXFC2	75902	4.0
2b	H2 XF-Tip Cushion, Neoprene* (oil resistant) (for S, M, L HXF2-Tips; or S - LL Susp. Arms)	HXFC2SS	77044	4.0
2c	H2 F-Tip Cushion* (for SS HXF2 Tips; or SS Susp. Arms)	HFC2	75901	4.0
2d	H2 F-Tip Cushion, Neoprene* (oil resistant) (for SS HXF2 Tips; or SS Susp. Arms)	HFC2SS	77043	4.0
3	HXF2-Tip Extra Small*	HXF2-SS	75979	3.0
	HXF2-Tip Small*	HXF2-S	75980	3.4
	HXF2-Tip Medium*	HXF2-M	75981	3.8
	HXF2-Tip Large*	HXF2-L	75982	4.1
3a	H V-Tip* (1 ea.)	HVT8-S/S	75419	1.0
3b	H Protected V-Tip* (1 ea.) for vulcanized belts only (for abusive wear)	HVPT	73631	2.7
4	H SS Suspension Arm*	HSA8SS	73047	0.5
	H S Suspension Arm*	HSA8S	73048	1.0
	H M Suspension Arm*	HSA8M	73049	1.5
	H L Suspension Arm*	HSA8L	73063	2.0
	H LL Suspension Arm*	HSA8LL	73064	2.5
5	Pole Lock Collar* (1 ea.)	MSPPL	75816	1.9
6	Pivot Arm Kit* (1 ea.)	QMTPAK	76096	4.3
7	Tension Spring - Purple (1 ea.)**	QMTS-P	75845	0.6
7a	Tension Spring - White (1 ea.)**	PSTS-W	75898	1.7
7b	Tension Spring - Silver (1 ea.)**	PSTS-S	75899	3.0
8	Bushing Kit - Purple (2 ea.) (for Item 7)	QMTBK-P	76097	0.1
8a	Bushing Kit - White (2 ea.) (for Items 7a & 7b)	QMTBK-W	76098	0.2
9	Pivot Shaft Bracket Kit* (1 ea.)	QMTPSBK	76099	4.3
10	Torque Arm Kit* (1 ea.)	PSTA	75896	11.4
11	Mounting Plate Kit* (2 ea.)	MSPMPK	75811	8.3
12	Offset Bracket Kit* (1 ea.)	HOBK	76399	12.4
13	H SS Tip Shield	HSSTS	74771	0.5
-	H SS Cushion Shield	HSSCS	74772	0.6
-	QMT Spring Tensioner* - Purple (incl. 1 ea. Items 6, 7, 8, 9, & 10)	QMT-P	76074	20.4
-	QMT Spring Tensioner* - White (incl. 1 ea. Items 6, 7a, 8a, 9, & 10)	QMT-W	76075	21.8
-	QMT Spring Tensioner* - Silver (incl. 1 ea. Items 6, 7b, 8a, 9, & 10)	VQMT-S	76402	23.9



Spring Tensioner Selection Chart

CLEANER TYPE AND SIZE	76074 QMT-P	76075 QMT-W	76402 QMT-S
HXF2			
18" SS & S	X		
18" M; 24"-36"; 42"-48" SS & S; 54" SS		X	
42"-48" M & L; 54"-72" S, M, L			X
HV			
18" SS, S, M; 24"-30" SS & S	X		
24"-30" M; 36"-48"; 54" S, M, L; 60" S		X	
54" LL; 60" M, L, LL; 72"			X
HVP			
18" S, M; 24"-30" S	X		
24"-30" M; 36"-48"; 54" S, M, L; 60" S		X	
54" LL; 60" M, L, LL; 72"			X

*Hardware included

Note: All poles and tensioners are heavy-duty style.

Parts for old style H cleaners - See Page 130.

Lead time: 1 working day

GOODYEAR
GOODYEARBELTING.COM

Call Toll Free: 1-866-711-4673
International: +1-727-342-5086

We Ship
World Wide

Product Ordering Information

H-Type with V-Tips High Temperature Precleaner



High Temp Precleaner with V-Tips

BELT WIDTH		SUSPENSION ARM SIZE	ORDERING NUMBER	ITEM CODE	WT. LBS.
in.	mm				
18	450	SS	HTV18SS	74821	64.0
18	450	S	HTV18S	74828	65.0
24	600	SS	HTV24SS	74822	71.6
24	600	S	HTV24S	74829	72.6
30	750	SS	HTV30SS	74823	78.0
30	750	S	HTV30S	74830	80.0
36	900	SS	HTV36SS	74824	88.0
36	900	S	HTV36S	74831	90.0
36	900	M	HTV36M	74838	92.0
42	1050	SS	HTV42SS	74825	108.0
42	1050	S	HTV42S	74832	110.0
42	1050	M	HTV42M	74839	112.0
48	1200	SS	HTV48SS	74826	117.0
48	1200	S	HTV48S	74833	120.0
48	1200	M	HTV48M	74840	122.0

Suspension arm size is determined by head pulley diameter - see chart.

Pole Diameter - 2-3/8" (60mm)

Lead time: 1 working day

Tips Required per Cleaner Size

in.	18	24	30	36	42	48
mm	450	600	750	900	1050	1200
V-Tips Required	2	3	3	4	5	5

Replacement Suspension Arms

SUSPENSION ARM SIZE	ORDERING NUMBER	ITEM CODE	WT. LBS.
SS	HSA8SS	73047	0.5
S	HSA8S	73048	1.0
M	HSA8M	73049	1.5

Lead time: 1 working day

Replacement V-Tips

ORDERING NUMBER	ITEM CODE	WT. LBS.
HVT8-S/S	75419	1.0

Lead time: 1 working day

Replacement Spring

ORDERING NUMBER	ITEM CODE	WT. LBS.
HTTS-HT	79068	1.0

Lead time: 1 working day

Suspension Arm Size

HEAD PULLEY DIAMETER + BELT & LAGGING		SUSPENSION ARM SIZE
in.	mm	
8 - 15	200 - 375	SS
16 - 27	400 - 675	S
28 - 35	700 - 875	M

Product Notes:

- The High Temp Precleaner works in ambient temperatures up to 400°F (204°C) with spikes to 450°F (232°C)
- V-Tips can be used ONLY on vulcanized belts.
- Cleaners come standard with stainless steel tip shields.
- For replacement parts see the old-style H-Type Replacement Parts List (page 131).
- Compatible with reversing belts.

GOODYEAR
GOODYEARBELTING.COM

Call Toll Free: 1-866-711-4673
International: +1-727-342-5086

**We Ship
World Wide**

Product Ordering Information

EZS2 Standard Duty Secondary Cleaner

EZS2 Secondary

BELT WIDTH		ORDERING NUMBER	ITEM CODE	WT. LBS.
in.	mm			
18	450	EZS2-18	75643	71.0
24	600	EZS2-24	75644	75.8
30	750	EZS2-30	75645	79.7
36	900	EZS2-36	75646	85.5
42	1050	EZS2-42	75647	89.4
48	1200	EZS2-48	75648	94.2
54	1350	EZS2-54	75649	99.0
60	1500	EZS2-60	75650	136.3
72	1800	EZS2-72	75651	151.9

Lead time: 1 working day



Replacement C-Tips

ORDERING NUMBER	ITEM CODE	WT. LBS.
ICT6	74535	0.7

Lead time: 1 working day

Tips Required Per Cleaner Size

in.	18	24	30	36	42	48	54	60	72
mm	450	600	750	900	1050	1200	1350	1500	1800
C-Tips Required	3	4	5	6	7	8	9	10	12

Product Notes:

- Blade width equals belt width.
- Can be installed in any location from where the belt leaves the pulley on down the beltline.
- FormFlex™ cushions automatically adjust the individual tension of each blade to the belt.
- Works with mechanical splices.
- A special cushion pad helps absorb the impact from mechanical splices and eliminates blade vibration.
- Comes complete with universal mounting brackets.
- Versatile tensioner can be installed to either push-up or pull-up the cleaner to the belt, depending on installation space constraints.
- If belt is cupped or has low tension, a hold-down roller may be required to flatten and support the belt for optimal cleaning results.

U.S. Patent No. 6,823,983

GOODYEAR
GOODYEARBELTING.COM

Call Toll Free: 1-866-711-4673
International: +1-727-342-5086

**We Ship
World Wide**

Product Ordering Information

High Temp EZS2 High Temp Secondary Cleaner

High Temp Secondary Cleaner with C-Tips

BELT WIDTH		ORDERING NUMBER	ITEM CODE	WT. LBS.
in.	mm			
18	450	HTS18	76085	64.0
24	600	HTS24	76086	68.0
30	750	HTS30	76087	72.0
36	900	HTS36	76088	76.0
42	1050	HTS42	76089	80.0
48	1200	HTS48	76090	84.0
54	1350	HTS54	76091	88.0
60	1500	HTS60	76092	145.3
72	1800	HTS72	76093	149.5

Pole Diameter - 2-3/8" (60mm)
Lead time: 1 working day



Replacement C-Tips

ORDERING NUMBER	ITEM CODE	WT. LBS.
ICT6	74535	0.7

Lead time: 1 working day

Replacement Cushion Kit

ORDERING NUMBER	ITEM CODE	WT. LBS.
HTSCK	76094	1.5

Lead time: 1 working day

Tips Required per Cleaner Size

in.	18	24	30	36	42	48	54	60	72
mm	450	600	750	900	1050	1200	1350	1500	1800
C-Tips Required	3	4	5	6	7	8	9	10	12

Product Notes:

- The High Temp Secondary works in ambient temperatures up to 400°F (204°C) with spikes to 450°F (232°C).
- Works with mechanical fasteners.

U.S. Patent No. 6,823,983

GOODYEAR
GOODYEARBELTING.COM

Call Toll Free: 1-866-711-4673
International: +1-727-342-5086

**We Ship
World Wide**

Specifications & Guidelines

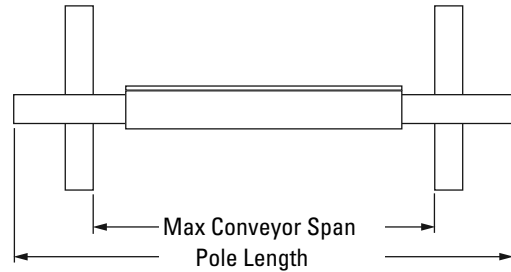
EZS2 Standard Duty Secondary Cleaner

Pole Length Specifications

BELT WIDTH		BLADE WIDTH		POLE LENGTH		MAXIMUM CONVEYOR SPAN	
in.	mm	in.	mm	in.	mm	in.	mm
18	450	18	450	52	1300	47	1175
24	600	24	600	58	1450	53	1325
30	750	30	750	64	1600	59	1475
36	900	36	900	70	1750	65	1625
42	1050	42	1050	76	1900	71	1775
48	1200	48	1200	82	2050	77	1925
54	1350	54	1350	88	2200	83	2075
60	1500	60	1500	94	2350	89	2225
72	1800	72	1800	106	2650	101	2525

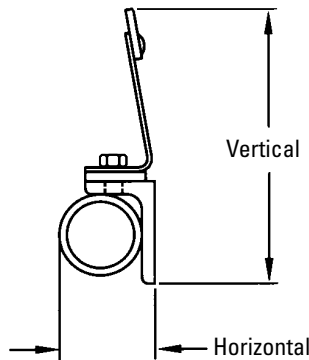
Pole Diameter - 2-3/8" (60mm) on 18" - 54" (450-1350mm)

Pole Diameter - 2-7/8" (73mm) on 60" - 72" (1500-1800mm)



Clearance Guidelines for Installation

HORIZONTAL CLEARANCE REQUIRED		VERTICAL CLEARANCE REQUIRED	
in.	mm	in.	mm
4	100	8 1/2 for 18"-54"	213
		9 1/2 for 60"-72"	238



Specifications:

- Maximum Belt Speed.....700 FPM (3.5M/sec)
- Temperature Rating (EZS2).....-30°F to 200°F (-35°C to 93°C)
- Temperature Rating (EZS2 High-Temp).....Up to 400°F (204°C) with spikes to 450°F (232°C)
- Usable Blade Wear Length3/8" (9mm)
- Blade Material.....Impact Resistant Tungsten Carbide
(works with mechanical fasteners)
- Available for Belt Widths.....18" to 72" (450 to 1800mm)

U.S. Patent No. 6,823,983

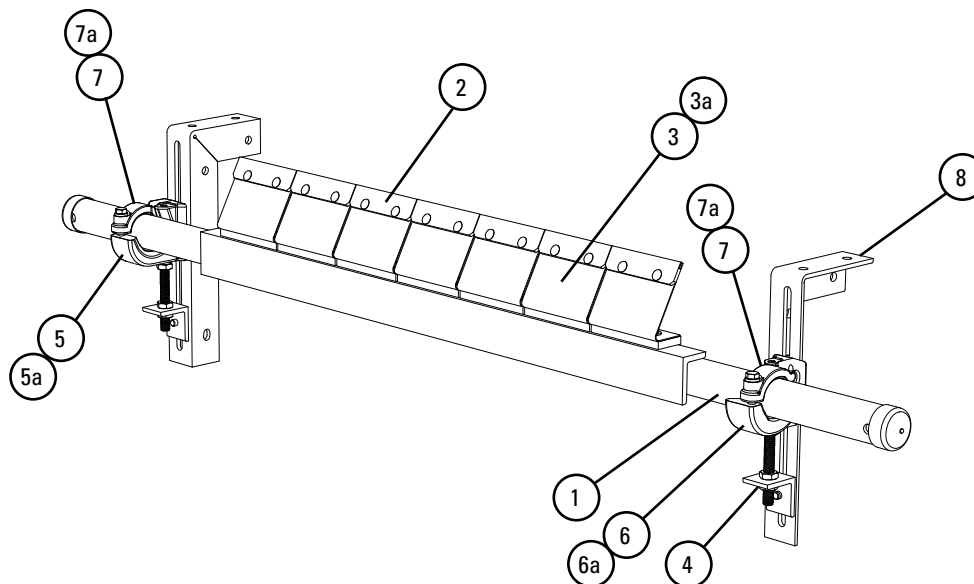
GOODYEAR
GOODYEARBELTING.COM

Call Toll Free: 1-866-711-4673
International: +1-727-342-5086

**We Ship
World Wide**

Replacement Parts List

EZS2 Standard Duty Secondary Cleaner



Replacement Parts

REF	DESCRIPTION	ORDERING NUMBER	ITEM CODE	WT. LBS.
1	18" (450mm) Pole	EZS2P18	75652	25.0
	24" (600mm) Pole	EZS2P24	75653	28.0
	30" (750mm) Pole	EZS2P30	75654	30.0
	36" (900mm) Pole	EZS2P36	75655	34.0
	42" (1050mm) Pole	EZS2P42	75656	36.0
	48" (1200mm) Pole	EZS2P48	75657	39.0
	54" (1350mm) Pole	EZS2P54	75658	42.0
	60" (1500mm) Pole	EZS2P60	75659	77.0
	72" (1800mm) Pole	EZS2P72	75660	89.0
2	C-Tip Kit* (1 ea.)	ICT6	74535	0.7
3	FormFlex™ Cushion Kit* (incl. 1 cushion & 1 pad)	FFCK	75661	1.5
3a	High Temp Replacement Cushion Kit (incl. 1 cushion & 1 pad)	HTSCK	76094	1.5
4	Adjusting Bracket Kit* (1 ea.)	PAB	75513	1.5
5	Pole Clamp Kit LEFT* (1 ea.) (incl. item 7) (for sizes 18"-54" (450-1350mm))	CCKL	79224	6.8
5a	HD Pole Clamp Kit LEFT* (1 ea.) (incl. item 7a) (for sizes 60"-72" (1500-1800mm))	CCKHDL	79225	8.7
6	Pole Clamp Kit RIGHT* (1 ea.) (incl. item 7) (for sizes 18"-54" (450-1350mm))	CCKR	79228	6.8
6a	HD Pole Clamp Kit RIGHT* (1 ea.) (incl. item 7a) (for sizes 60"-72" (1500-1800mm))	CCKHDR	79229	8.7
7	Cradle Clamp Top Strap (1 ea.) for use on L or R Pole Clamp Kit	CCKTS	79232	1.1
7a	HD Cradle Clamp Top Strap (1 ea.) for use on L or R HD Pole Clamp Kit	CCKHDS	79233	1.7
8	Mounting Bracket Kit (1 Right and 1 Left)	EZS2MBK	75666	13.0
-	Cradle Clamp Mounting Kit* for sizes 18"-54" (450-1350mm) (incl. 2 ea. Items 4 and 1 ea. Items 5, 6 & 8)	CCMK	78919	33.0
-	HD Cradle Clamp Mounting Kit* for sizes 60"-72" (1500-1800mm) (incl. 2 ea. Items 4 and 1 ea. Items 5a, 6a & 8)	CCMKHD	78920	36.7

*Hardware Included Lead time: 1 working day

Mounting Kit Selection Chart

Cleaner Width	78919 CCMK	78920 CCMKHD
EZS2 18" - 54" (450 - 1350mm)	X	
EZS2 60" - 72" (1500 - 1800mm)		X

Cleaner Tips and Cushions Required Per Cleaner Size

in.	mm	Tips Required
18	450	3
24	600	4
30	750	5
36	900	6
42	1050	7
48	1200	8
54	1350	9
60	1500	10
72	1800	12

U.S. Patent No. 6,823,983

GOODYEAR
GOODYEARBELTING.COM

Call Toll Free: 1-866-711-4673
International: +1-727-342-5086

**We Ship
World Wide**

Product Ordering Information

Y-Type™ Secondary Cleaner with MST Tensioner

Y-Type™ with Purple Urethane - MST Tensioner

BELT WIDTH		ORDERING NUMBER	ITEM CODE	WT. LBS.
in.	mm			
18	450	YT-18	79605	64.5
24	600	YT-24	79606	70.9
30	750	YT-30	79607	77.5
36	900	YT-36	79608	83.9
42	1050	YT-42	79609	90.5
48	1200	YT-48	79610	96.9



Y-Type™ with Purple Urethane Blade

Replacement Purple Blades

BELT WIDTH		ORDERING NUMBER	ITEM CODE	WT. LBS.
in.	mm			
-	-	YTC-P*	79573	1.2
18	450	YTC-P18	79617	13.1
24	600	YTC-P24	79618	17.1
30	750	YTC-P30	79619	21.1
36	900	YTC-P36	79620	25.1
42	1050	YTC-P42	79621	29.1
48	1200	YTC-P48	79622	33.1

*Single 3" blade segment



Y-Type with White/ Food Grade Blade

Y-Type with White/Food Grade Blades - MST Tensioner

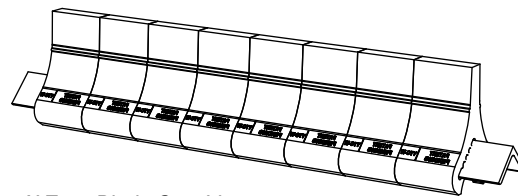
BELT WIDTH		ORDERING NUMBER	ITEM CODE	WT. LBS.
in.	mm			
18	450	YTW-18	79599	64.5
24	600	YTW-24	79600	70.9
30	750	YTW-30	79601	77.5
36	900	YTW-36	79602	83.9
42	1050	YTW-42	79603	90.5
48	1200	YTW-48	79604	96.9

Replacement White/Food Grade Blades

BELT WIDTH		ORDERING NUMBER	ITEM CODE	WT. LBS.
in.	mm			
-	-	YTC-W*	79572	1.2
18	450	YTC-W18	79611	13.1
24	600	YTC-W24	79612	17.1
30	750	YTC-W30	79613	21.1
36	900	YTC-W36	79614	25.1
42	1050	YTC-W42	79615	29.1
48	1200	YTC-W48	79616	33.1

*Single 3" blade segment

White blades are chemical resistant, and all ingredients used in urethane formulation comply with the relevant requirements of 21 CFR (FDA Code of Federal Regulations) for use in repeated bulk dry food applications.



Y-Type Blade Cartridge

GOODYEAR
GOODYEARBELTING.COM

Call Toll Free: 1-866-711-4673
International: +1-727-342-5086

**We Ship
World Wide**


Specifications & Guidelines

Y-Type™ Secondary Cleaner with MST Tensioner

Pole Length Specifications

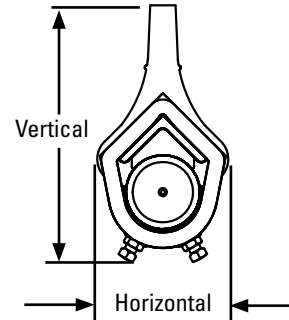
Cleaner Size		Pole Length		Maximum Conveyor Span	
in.	mm	in.	mm	in.	mm
18	450	48	1200	40	1025
24	600	54	1350	46	1175
30	750	60	1500	52	1325
36	900	66	1650	58	1475
42	1050	72	1800	64	1625
48	1200	78	1950	70	1775

Pole Length - Belt +30" (750mm)
Pole Diameter - 2-3/8" (60mm)



Clearance Guidelines for Installation

Cleaner Type	Belt Width/ Cleaner Size		Horizontal Clearance Required		Vertical Clearance Required	
	in.	mm	in.	mm	in.	mm
Y-Type™	18 - 48	450 - 1200	4-1/4	110	8-1/4	210



Y-Type™ Blade Specifications

Cushion	Durometer	Temperature Range
Purple (Standard)	86A	-30° to 180°F -35° to 82° C
White (Chemical Resistant/ Food Grade) ‡	83A	-30° to 180°F -35° to 82° C

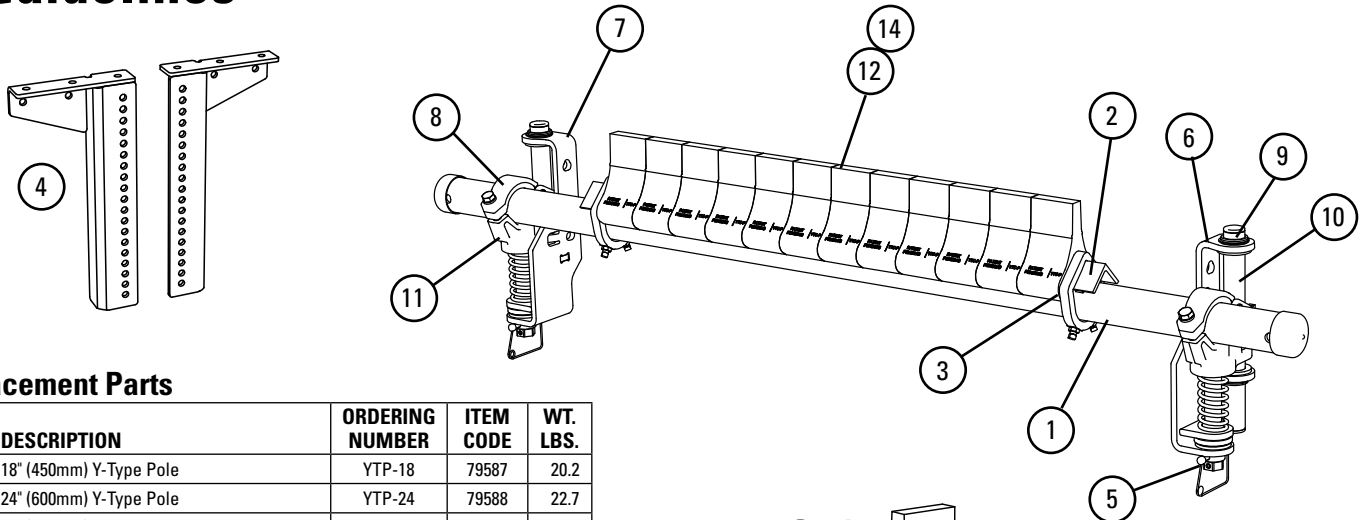
‡ All ingredients used in the urethane formulation of this blade comply with the relevant requirements of 21 CFR (FDA Code of Federal Regulations) for use in repeated bulk dry food applications

Specifications:

- Maximum Belt Speed 600 FPM (3M/sec)
- Temperature Rating -30°F to 180°F (-35°C to 82°C)
- Usable Blade Wear Length 2" (50mm)
- Blade Materials..... **Purple:** Urethane (proprietary blend for abrasion resistance and long wear)
White: Urethane (chemical resistant/food grade)
- Available for Belt Widths..... 18" to 48" (450 to 1200mm)
Other sizes available upon request.

Specifications & Guidelines

Y-Type™ Secondary Cleaner with MST Tensioner



Replacement Parts

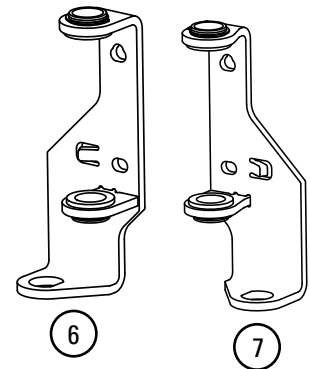
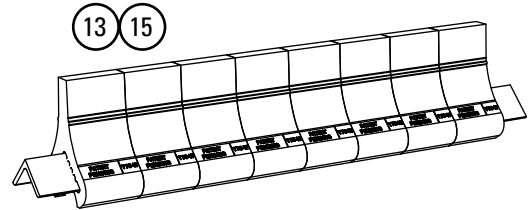
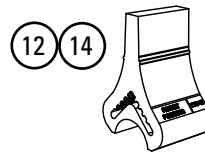
REF	DESCRIPTION	ORDERING NUMBER	ITEM CODE	WT. LBS.
1	18" (450mm) Y-Type Pole	YTP-18	79587	20.2
	24" (600mm) Y-Type Pole	YTP-24	79588	22.7
	30" (750mm) Y-Type Pole	YTP-30	79589	25.2
	36" (900mm) Y-Type Pole	YTP-36	79590	27.7
	42" (1050mm) Y-Type Pole	YTP-42	79591	30.2
	48" (1200mm) Y-Type Pole	YTP-48	79592	32.7
2	18" (450mm) Y-Type Cushion Angle	YTA-18	79593	5.7
	24" (600mm) Y-Type Cushion Angle	YTA-24	79594	7.3
	30" (750mm) Y-Type Cushion Angle	YTA-30	79595	8.9
	36" (900mm) Y-Type Cushion Angle	YTA-36	79596	10.4
	42" (1050mm) Y-Type Cushion Angle	YTA-42	79597	12.0
	48" (1200mm) Y-Type Cushion Angle	YTA-48	79598	13.6
3	Y-Type Angle Clamp* (incl. 2)	YTAC	79623	2.2
4	MST Drop Bracket (incl. L & R brackets)	MSTDB	79434	27.7
5	MST Adjusting Mechanism (incl. 1 ea.)	MSTAM	79435	2.8
6	MST Mounting Bracket LH (incl. bushings)	MST-MBL	79436	5.7
7	MST Mounting Bracket RH (incl. bushings)	MST-MBR	79437	5.7
8	MST Clamp* (incl. 1 ea.)	MSTC	79438	1.9
9	MST Bushing Kit (incl. 4 bushings)	MSTBK	79440	.2
10	MST Guide Pole (incl. 1 ea.)	MSTGT	79441	1.5
11	MST Pole Mount* (incl. 1 ea. non-handed)	MSTPM	79452	6.3
-	MST Tensioner w/White Spring (incl. 1 ea. items 6 & 7; 2 ea. items 5, 8, 10 & 11)	MST-W	79429	23.9

*Hardware included
Lead time: 1 working day

Replacement Blades/Blade Cartridges

REF	DESCRIPTION	ORDERING NUMBER	ITEM CODE	WT. LBS.
12	Y-Type Purple Blade (single)	YTC-P	79573	1.2
13	18" (450mm) Y-Type Purple Blade Cartridge	YTC-P18	79617	13.1
	24" (600mm) Y-Type Purple Blade Cartridge	YTC-P24	79618	17.1
	30" (750mm) Y-Type Purple Blade Cartridge	YTC-P30	79619	21.1
	36" (900mm) Y-Type Purple Blade Cartridge	YTC-P36	79620	25.1
	42" (1050mm) Y-Type Purple Blade Cartridge	YTC-P42	79621	29.1
	48" (1200mm) Y-Type Purple Blade Cartridge	YTC-P48	79622	33.1
14	Y-Type White Blade (single)*	YTC-W	79572	1.2
15	18" (450mm) Y-Type White Blade Cartridge*	YTC-W18	79611	13.1
	24" (600mm) Y-Type White Blade Cartridge*	YTC-W24	79612	17.1
	30" (750mm) Y-Type White Blade Cartridge*	YTC-W30	79613	21.1
	36" (900mm) Y-Type White Blade Cartridge*	YTC-W36	79614	25.1
	42" (1050mm) Y-Type White Blade Cartridge*	YTC-W42	79615	29.1
	48" (1200mm) Y-Type White Blade Cartridge*	YTC-W48	79616	33.1

Lead time: 1 working day
White blades are chemical resistant, and all ingredients used in urethane formulation comply with the relevant requirements of 21 CFR (FDA Code of Federal Regulations) for use in repeated bulk dry food applications.



Blades Required per Cleaner Size*

in.	18	24	30	36	42	48
mm	450	600	750	900	1050	1200
Blades Required	6	8	10	12	14	16

*Blade segments are 3" each

GOODYEAR
GOODYEARBELTING.COM

Call Toll Free: 1-866-711-4673
International: +1-727-342-5086

**We Ship
World Wide**

Product Ordering Information


P-Type®
Secondary Cleaner

P-Type® Secondary with C-Tips*

BELT WIDTH		ORDERING NUMBER	ITEM CODE	WT. LBS.
in.	mm			
18	450	PC18	74566	72.4
24	600	PC24	74567	79.3
30	750	PC30	74568	85.2
36	900	PC36	74569	92.1
42	1050	PC42	74570	105.0
48	1200	PC48	74571	111.8
54	1350	PC54	74572	122.2
60	1500	PC60	74573	128.1
72	1800	PC72	74574	139.9

*NOTE: C-Tips can be used on mechanically spliced and vulcanized belts.

Lead time: 1 working day




P-Type® Secondary with V-Tips*

BELT WIDTH		ORDERING NUMBER	ITEM CODE	WT. LBS.
in.	mm			
18	450	PV-18	78453	72.4
24	600	PV-24	78415	79.3
30	750	PV-30	78417	85.2
36	900	PV-36	78419	92.1
42	1050	PV-42	78421	105.0
48	1200	PV-48	78423	111.8
54	1350	PV-54	78454	122.2
60	1500	PV-60	78455	128.1
72	1800	PV72	73438	139.9

*NOTE: V-Tips can be used ONLY on vulcanized belts.

Lead time: 1 working day



Replacement Tips

ORDERING NUMBER	ITEM CODE	WT. LBS.
ICT6	74535	0.7
PSA150	73156	1.0

Lead time: 1 working day

Tips Required per Cleaner Size

in.	18	24	30	36	42	48	54	60	72
mm	450	600	750	900	1050	1200	1350	1500	1800
C-Tips or V-Tips Required	3	4	5	6	7	8	9	10	12

Product Notes:

- C-Tip: specially formulated tungsten carbide blades to work with mechanical fasteners.
- V-Tip: for use on vulcanized belts only.
- Compact design: fits in small transfer areas and tight chutes.
- Tips set at a non-aggressive 70° angle to give quick relief for passing mechanical splices.

GOODYEAR
GOODYEARBELTING.COM

Call Toll Free: 1-866-711-4673
International: +1-727-342-5086

**We Ship
World Wide**

Product Ordering Information

P-Type[®] LS Limited Space Secondary Cleaner

P-Type[®] LS Belt Cleaner with C-Tips*

BELT WIDTH		ORDERING NUMBER	ITEM CODE	WT. LBS.
in.	mm			
18	450	PLSC18	75588	73.4
24	600	PLSC24	75589	80.3
30	750	PLSC30	75590	86.2
36	900	PLSC36	75591	93.1
42	1050	PLSC42	75592	100.0
48	1200	PLSC48	75593	106.9
54	1350	PLSC54	75594	113.8

*NOTE: C-Tips can be used on mechanically spliced and vulcanized belts.
Lead time: 1 working day



Replacement C-Tips

ORDERING NUMBER	ITEM CODE	WT. LBS.
ICT6	74535	0.7

Lead time: 1 working day

Tips Required per Cleaner Size

in.	18	24	30	36	42	48	54
mm	450	600	750	900	1050	1200	1350
C-Tips Required	3	4	5	6	7	8	9

Product Notes:

- LS = Limited Space. Requires only 5 1/2" (138mm) of vertical clearance for installation.
- Not available in belt widths larger than 54" (1350mm).

GOODYEAR
GOODYEARBELTING.COM

Call Toll Free: 1-866-711-4673
International: +1-727-342-5086

**We Ship
World Wide**

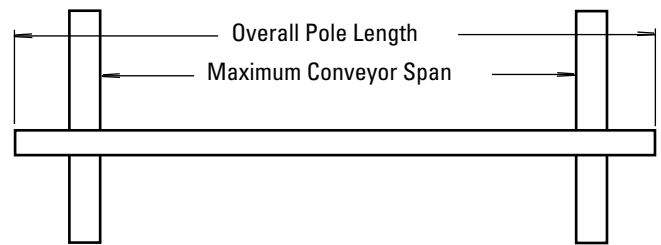
Specifications & Guidelines

P-Type®
Secondary Cleaner

Pole Length Specifications

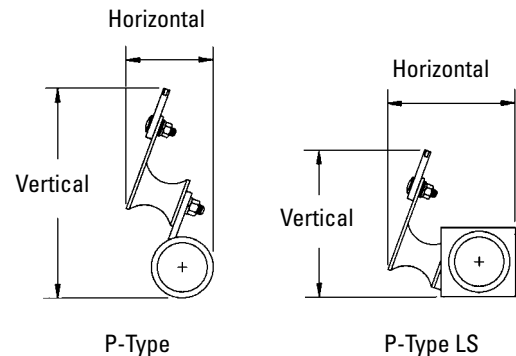
CLEANER SIZE		POLE LENGTH		MAXIMUM CONVEYOR SPAN	
in.	mm	in.	mm	in.	mm
18	450	48	1200	43	1075
24	600	54	1350	49	1225
30	750	60	1500	55	1375
36	900	66	1650	61	1525
42	1050	72	1800	67	1675
48	1200	78	1950	73	1825
54	1350	88	2200	83	2075
60	1500	94	2350	89	2225
72	1800	106	2650	101	2525

Pole Diameter - 2-3/8" (60mm)



Clearance Guidelines for Installation

CLEANER TYPE	BELT WIDTH/ CLEANER SIZE		HORIZONTAL CLEARANCE REQUIRED		VERTICAL CLEARANCE REQUIRED	
	in.	mm	in.	mm	in.	mm
P-Type	18 - 72	450 - 1800	4	100	8	200
P-Type LS	18 - 54	450 - 1350	5	125	5 1/2	138



P-Type Cushion Specifications

CUSHION	DUROMETER	TEMPERATURE RANGE
Standard	55A	-30° to 180°F -35° to 82° C
Neoprene	55A	-4° to 230°F -20° to 110°C

Specifications:

- Maximum Belt Speed 1000 FPM (5M/sec)
- Temperature Rating -30°F to 180°F (-35°C to 82°C)
- Usable Blade Wear Length 3/8" (9mm)
- Blade Materials C-Tip: Impact Resistant Tungsten Carbide (works with mechanical fasteners)
V-Tip: Long Life Tungsten Carbide (works on vulcanized belts only)
- Available for Belt Widths P-Type: 18" to 72" (450 to 1800mm)
P-Type LS: 18" to 54" (450 to 1350mm)
Other sizes available upon request.


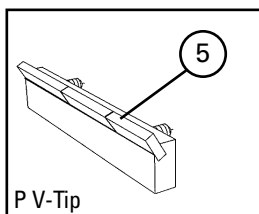
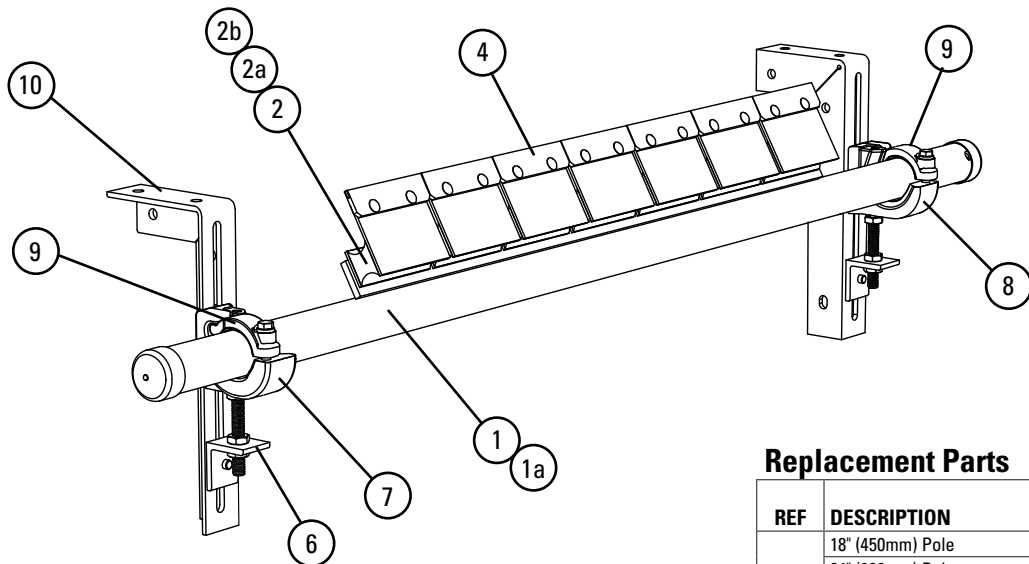
GOODYEAR
GOODYEARBELTING.COM

Call Toll Free: 1-866-711-4673
International: +1-727-342-5086

**We Ship
World Wide**

Replacement Parts List

P-Type®
Secondary Cleaner



Tips Required per Cleaner Size

in.	18	24	30	36	42	48	54	60	72
mm	450	600	750	900	1050	1200	1350	1500	1800
C-Tips or V-Tips Required	3	4	5	6	7	8	9	10	12

Replacement Parts

REF	DESCRIPTION	ORDERING NUMBER	ITEM CODE	WT. LBS.
1	18" (450mm) Pole	PP-18	78414	22.5
	24" (600mm) Pole	PP-24	78416	26.0
	30" (750mm) Pole	PP-30	78418	32.3
	36" (900mm) Pole	PP-36	78420	33.0
	42" (1050mm) Pole	PP-42	78422	43.0
	48" (1200mm) Pole	PP-48	78424	47.5
	54" (1350mm) Pole	PP-54	78425	55.0
1a	60" (1500mm) Pole	PP-60	78451	58.0
	72" (1800mm) Pole	PP72	73017	64.0
	18" (450mm) LS Pole	PLSP18	75595	32.3
	24" (600mm) LS Pole	PLSP24	75596	36.0
	30" (750mm) LS Pole	PLSP30	75597	38.7
2	36" (900mm) LS Pole	PLSP36	75598	42.4
	42" (1050mm) LS Pole	PLSP42	75599	46.1
	48" (1200mm) LS Pole	PLSP48	75600	49.8
3a	54" (1350mm) LS Pole	PLSP54	75601	53.5
	2	P2 C-Tip Cushion*	PHA	73626
2a	P Cushion SS Neoprene* (oil resistant)	PSSC	77045	3.5
2b	P Cushion Neoprene* (oil resistant)	PNC	74984	3.5
3	P Polyshield	PPS6	73024	0.5
3a	P SS Shield	PSSS	74773	0.5
4	C-Tip* Kit (1 ea.)	ICT6	74535	0.7
5	P V-Tip* (for vulcanized belts only)	PSA150	73156	1.0
6	Adjusting Bracket Kit* (1 ea.)	PAB	75513	1.5
7	Pole Clamp Kit Left* (1 ea.) (incl. 1 item 9) for sizes 18"-54" (450-1350mm)	CCKL	79224	6.8
7	Pole Clamp Kit Right* (1 ea.) (incl. 1 item 9) for sizes 18"-54" (450-1350mm)	CCKR	79228	6.8
8	Cradle Clamp Top Strap (1 ea.) For use on left or right Pole Clamp Kit	CCKTS	79232	1.1
9	Mounting Bracket Kit (1 Right and 1 Left)	EZS2MBK	75666	13.0
10	Cradle Clamp Mounting Kit* for sizes 18"-54" (450-1350mm) (incl. 2 items 6 and 1 ea. item 7, 8 & 10)	CCMK	78919	33.0

*Hardware included
Lead time: 1 working day

GOODYEAR
GOODYEARBELTING.COM

Call Toll Free: 1-866-711-4673
International: +1-727-342-5086

**We Ship
World Wide**

Product Ordering Information

R-Type®
Reversing Secondary Cleaner

R-Type® Reversing with C-Tips*

BELT WIDTH		ORDERING NUMBER	ITEM CODE	WT. LBS.
in.	mm			
18	450	RC18	74618	72.8
24	600	RC24	74619	79.3
30	750	RC30	74620	85.2
36	900	RC36	74621	91.9
42	1050	RC42	74622	104.9
48	1200	RC48	74623	113.5
54	1350	RC54	74624	121.1
60	1500	RC60	74625	129.8
72	1800	RC72	74626	141.1

*NOTE: C-Tips can be used on mechanically spliced and vulcanized belts.

Lead time: 1 working day



R-Type® Reversing with V-Tips*

BELT WIDTH		ORDERING NUMBER	ITEM CODE	WT. LBS.
in.	mm			
18	450	RV-18	78402	72.4
24	600	RV-24	78403	78.7
30	750	RV-30	78404	84.6
36	900	RV-36	78405	91.1
42	1050	RV-42	78406	104.0
48	1200	RV-48	78407	113.3
54	1350	RV-54	78408	119.9
60	1500	RV-60	78409	128.5
72	1800	RV72	74641	139.7

*NOTE: V-Tips can be used ONLY on vulcanized belts.

Lead time: 1 working day

Replacement Tips

ORDERING NUMBER	ITEM CODE	WT. LBS.
ICT6	74535	0.7
RSA150	73628	1.3

Lead time: 1 working day

Tips Required per Cleaner Size

in.	18	24	30	36	42	48	54	60	72
mm	450	600	750	900	1050	1200	1350	1500	1800
C-Tips or V-Tips Required	3	4	5	6	7	8	9	10	12

Product Notes:

- Two-way cushions allow cleaning in both directions.
- Tungsten carbide tips for long wear and superior cleaning.

GOODYEAR
GOODYEARBELTING.COM

Call Toll Free: 1-866-711-4673
International: +1-727-342-5086

**We Ship
World Wide**

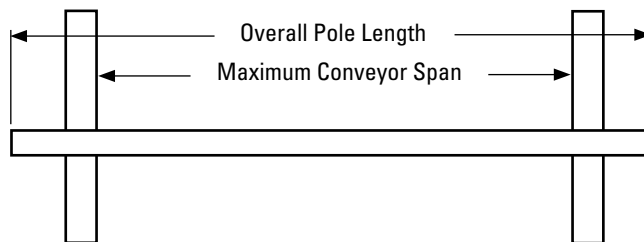
Specifications & Guidelines

R-Type®
Reversing Secondary Cleaner

Pole Length Specifications

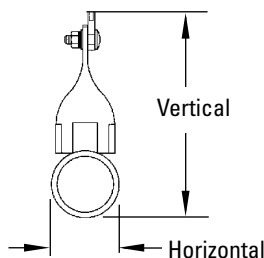
CLEANER SIZE		POLE LENGTH		MAXIMUM CONVEYOR SPAN	
in.	mm	in.	mm	in.	mm
18	450	48	1200	43	1075
24	600	54	1350	49	1225
30	750	60	1500	55	1375
36	900	66	1650	61	1525
42	1050	72	1800	67	1675
48	1200	78	1950	73	1825
54	1350	88	2200	83	2075
60	1500	94	2350	89	2225
72	1800	106	2650	101	2525

Pole Diameter - 2-3/8" (60mm)



Clearance Guidelines For Installation

BELT WIDTH/ CLEANER SIZE		HORIZONTAL CLEARANCE REQUIRED		VERTICAL CLEARANCE REQUIRED	
in.	mm	in.	mm	in.	mm
18 - 72	450 - 1800	4	100	8	200



R-Type Cushion Specifications

CUSHION	DUROMETER	TEMPERATURE RANGE
Standard	55A	-30° to 180°F -35° to 82° C
Neoprene	55A	-4° to 230°F -20° to 110°C

Specifications:

- Maximum Belt Speed 1000 FPM (5M/sec)
- Temperature Rating -30°F to 180°F (-35°C to 82°C)
- Usable Blade Wear Length 3/8" (9mm)
- Blade Materials C-Tip: Impact Resistant Tungsten Carbide
(works with mechanical fasteners)
V-Tip: Long Life Tungsten Carbide
(works on vulcanized belts only)
- Available for Belt Widths 18" to 72" (450 to 1800mm)
Other sizes available upon request

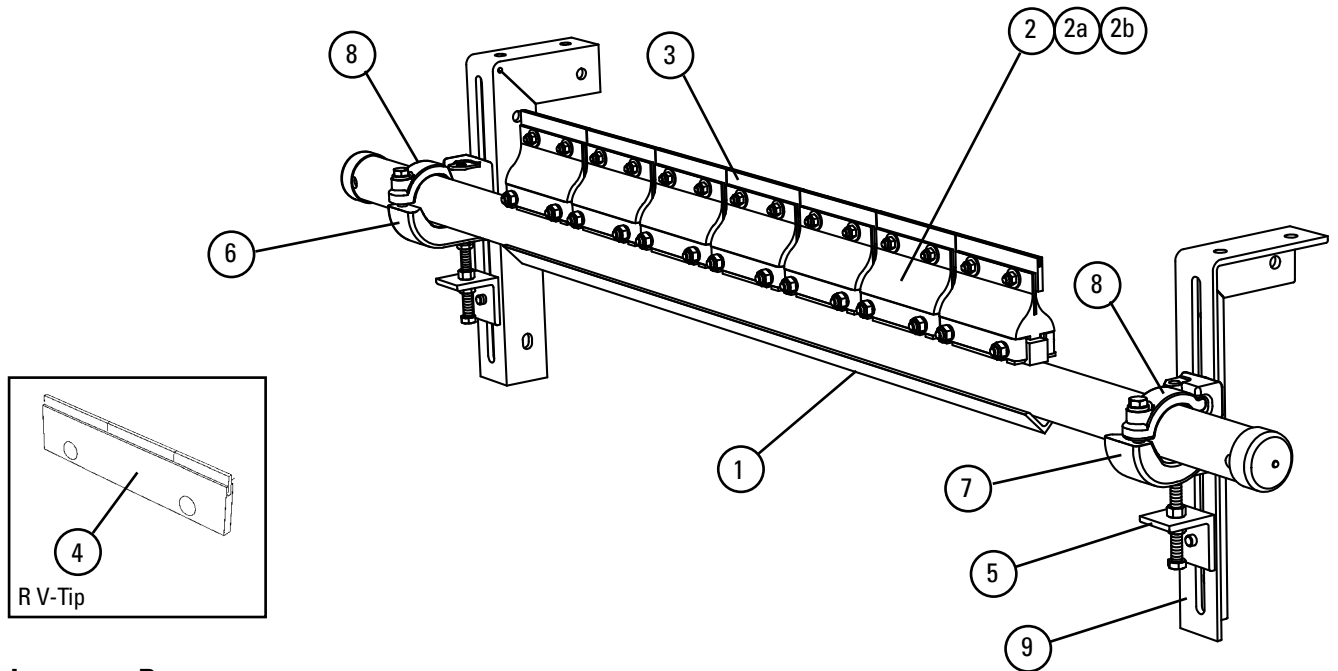
GOODYEAR
GOODYEARBELTING.COM

Call Toll Free: 1-866-711-4673
International: +1-727-342-5086

**We Ship
World Wide**

Replacement Parts List

R-Type®
Secondary Cleaner



Replacement Parts

REF	DESCRIPTION	ORDERING NUMBER	ITEM CODE	WT. LBS.
1	18" (450mm) Pole	RP-18	78426	23.9
	24" (600mm) Pole	RP-24	78427	27.8
	30" (750mm) Pole	RP-30	78428	31.1
	36" (900mm) Pole	RP-36	78429	35.2
	42" (1050mm) Pole	RP-42	78430	45.6
	48" (1200mm) Pole	RP-48	78431	50.6
	54" (1350mm) Pole	RP-54	78432	56.6
	60" (1500mm) Pole	RP-60	78433	62.7
	72" (1800mm) Pole	RP-72	74612	71.4
2	R2 C-Tip Cushion*	RSA	76249	2.0
2a	R-Type Cushion SS Neoprene* (oil resistant)	RSSC	77046	3.0
2b	R-Type Cushion Neoprene* (oil resistant)	RNC	74985	3.0
3	C-Tip Kit* (1 ea.)	ICT6	74535	0.7
4	R V-Tip* (for vulcanized belts only)	RSA150	73628	1.3
5	Adjusting Bracket Kit* (1 ea.)	PAB	75513	1.5
6	Pole Clamp Kit Left* (1 ea.) (incl. 1 item 8)	CCKL	79224	6.8
7	Pole Clamp Kit Right* (1 ea.) (incl. 1 item 8)	CCKR	79228	6.8
8	Pole Clamp Top Strap (1 ea.) For use on left or right Pole Clamp Kit	CCKTS	79232	1.1
9	Mounting Bracket Kit (1 Right and 1 Left)	EZS2MBK	75666	13.0
-	Cradle Clamp Mounting Kit* (incl. 2 items 6 and 1 ea. item 7, 8 & 10)	CCMK	78919	33.0

*Hardware included
Lead time: 1 working day

Tips Required per Cleaner Size

in.	18	24	30	36	42	48	54	60	72
mm	450	600	750	900	1050	1200	1350	1500	1800
C-Tips or V-Tips Required	3	4	5	6	7	8	9	10	12

GOODYEAR
GOODYEARBELTING.COM

Call Toll Free: 1-866-711-4673
International: +1-727-342-5086

**We Ship
World Wide**

Product Ordering Information

FMS Flexco Medium-Duty Secondary Cleaner (MST Tensioners)

FMS Medium-Duty Secondary with C-Tips

BELT WIDTH		ORDERING NUMBER	ITEM CODE	WT. LBS.
in.	mm			
18	450	FMS-18	79637	98.7
24	600	FMS-24	79638	111.2
30	750	FMS-30	79639	123.6
36	900	FMS-36	79640	136.1
42	1050	FMS-42	79641	148.6
48	1200	FMS-48	79642	161.1
54	1350	FMS-54	79643	173.5
60	1500	FMS-60	79644	186.0
72	1800	FMS-72	79645	211.0

Lead time: 1 working day



FMS Medium-Duty Secondary with V-Tips

BELT WIDTH		ORDERING NUMBER	ITEM CODE	WT. LBS.
in.	mm			
18	450	FMS-18V	79646	98.7
24	600	FMS-24V	79647	111.2
30	750	FMS-30V	79648	123.6
36	900	FMS-36V	79649	136.1
42	1050	FMS-42V	79650	148.6
48	1200	FMS-48V	79651	161.1
54	1350	FMS-54V	79652	173.5
60	1500	FMS-60V	79653	186.0
72	1800	FMS-72V	79654	211.0

*NOTE: V-Tips can be used ONLY on vulcanized belts.

Lead time: 1 working day

Replacement Tips

ORDERING NUMBER	ITEM CODE	WT. LBS.
ICT6	74535	0.7
RSA150	73628	1.3

Lead time: 1 working day

Tips Required Per Cleaner Size

in.	18	24	30	36	42	48	54	60	72
mm	450	600	750	900	1050	1200	1350	1500	1800
C-Tips or V-Tips Required	3	4	5	6	7	8	9	10	12

Product Notes:

- Recommended for medium-duty conveyor applications.
- Pole Length: Belt width plus 54" (1350mm). For longer requirements, see Minline Installation Accessories - Pole Extender Kit (page 123).
- Cushion is designed to maintain continuous blade-to-belt contact and quick relief from passing mechanical splices.
- C-Tips are for mechanically fastened or vulcanized belts. V-Tips are for vulcanized belts only.
- Visual Blade Tension Check: Measure the tension spring and refer to Spring Length Chart for the correct length for best cleaning performance.
- Tensioner: MST Spring Tensioner for self-adjusting tensioning with easy retensioning adjustments.
- To make cleaner installation easier and quicker, see Optional Drop Brackets on page 86.

U.S. Patent No. 6,823,983; 7,093,706

GOODYEAR
GOODYEARBELTING.COM

Call Toll Free: 1-866-711-4673
International: +1-727-342-5086

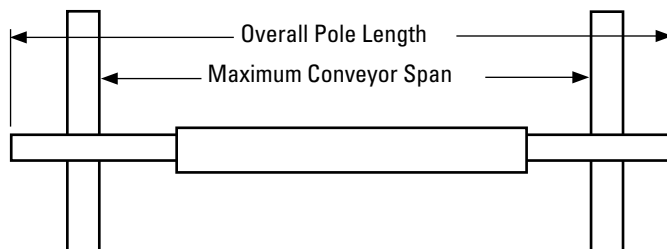
**We Ship
World Wide**

Specifications & Guidelines

Pole Length Specifications*

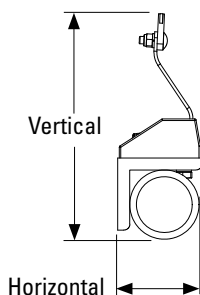
CLEANER SIZE		BLADE WIDTH		POLE LENGTH		MAXIMUM CONVEYOR SPAN	
in.	mm	in.	mm	in.	mm	in.	mm
18	450	18	450	72	1800	62	1550
24	600	24	600	78	1950	68	1700
30	750	30	750	84	2100	74	1850
36	900	36	900	90	2250	80	2000
42	1050	42	1050	96	2400	86	2150
48	1200	48	1200	102	2550	92	2300
54	1350	54	1350	108	2700	98	2450
60	1500	60	1500	114	2850	104	2600
72	1800	72	1800	126	3150	116	2900

*For special extra long pole length requirements a Pole Extender Kit (#76024) is available that provides 30" (750mm) of extended pole length. (page 123).
Pole Diameter - 2-7/8" (73mm)



Clearance Guidelines for Installation

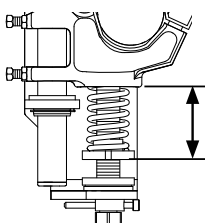
HORIZONTAL CLEARANCE REQUIRED		VERTICAL CLEARANCE REQUIRED	
in.	mm	in.	mm
3-1/2	89	10	245



MST Tensioner Spring Length Chart

Blade Width		2 White Springs		2 Silver Springs		2 Black Springs	
in.	mm	in.	mm	in.	mm	in.	mm
18	450	2 7/8	73	3 1/2	89	3 1/2	89
24	600	2 5/8	67	3 3/8	86	3 1/2	89
30	750	2 3/8	60	3 1/4	83	3 3/8	86
36	900	2 1/8	54	3 1/8	79	3 1/4	83
42	1050	N/A	N/A	3	76	3 1/8	79
48	1200	N/A	N/A	2 7/8	73	3 1/8	79
54	1350	N/A	N/A	2 3/4	70	3	76
60	1500	N/A	N/A	2 3/4	70	2 7/8	73
72	1800	N/A	N/A	N/A	N/A	2 3/4	70

Shading indicates preferred spring option. Measure spring as shown.



Bottom of Pole Mount to Bottom of Spring Support Plate

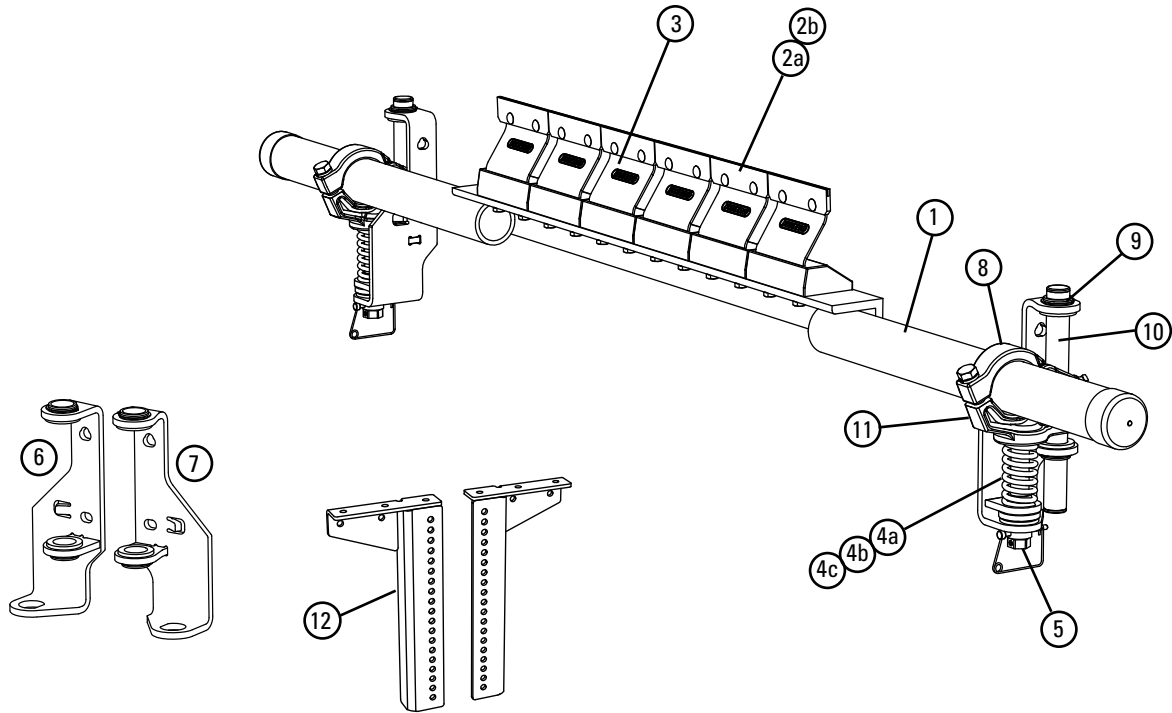
Specifications

- Maximum Belt Speed1000 FPM (5M/sec)
- Temperature Rating-30°F to 180°F (-35°C to 82°C)
- Usable Blade Wear Length.....3/8" (9mm)
- Blade MaterialsC-Tip: Impact Resistant Tungsten Carbide (works with mechanical fasteners)
V-Tip: Long Life Tungsten Carbide (for vulcanized belts only)
- Available for Belt Widths18" to 72" (450 to 1800mm). Other sizes available upon request.

U.S. Patent No. 6,823,983; 7,093,706

Replacement Parts List

FMS
Flexco Medium-Duty Secondary Cleaner



Replacement Parts

REF	DESCRIPTION	ORDERING NUMBER	ITEM CODE	WT. LBS.
1	18" (450mm) Pole	MHSP-18	76178	46.2
	24" (600mm) Pole	MHSP-24	75918	51.7
	30" (750mm) Pole	MHSP-30	75919	57.2
	36" (900mm) Pole	MHSP-36	75920	62.8
	42" (1050mm) Pole	MHSP-42	75921	68.3
	48" (1200mm) Pole	MHSP-48	75922	73.9
	54" (1350mm) Pole	MHSP-54	75923	79.4
	60" (1500mm) Pole	MHSP-60	75924	85.0
	72" (1800mm) Pole	MHSP-72	75925	96.1
2a	C-Tip*	ICT6	74535	0.7
2b	V-Tip* (for vulcanized belts only)	RSA150	73628	1.3
3	FMS Cushion Kit*	FMSC	79699	4.2
4a	Tension Spring - White (1 ea.) for belts 18" - 30" (450-750mm)	STS-W	75846	0.5
4b	Tension Spring - Silver (1 ea.) for belts 36" - 54" (900-1350mm)	STS-S	75843	0.8
4c	Tension Spring - Black (1 ea.) for belts 60" - 72" (1500-1800mm)	STS-B	75844	1.0
5	MST Adjusting Mechanism	MSTAM	79435	2.8
6	MST Mounting Bracket LH (incl. bushings)	MST-MBL	79436	5.7
7	MST Mounting Bracket RH (incl. bushings)	MST-MBR	79437	5.7
8	MST HD Clamp*	MSTCHD	79439	2.5
9	MST Bushing Kit (incl. 4 bushings)	MSTBK	79440	.2
10	MST Guide Pole	MSTGT	79441	1.5
11	MST HD Pole Mount*	MSTPMHD	79451	7.3
12	MST Drop Brackets (2)	MSTDB	79434	27.7
-	MST HD Tensioner w/White Spring* (incl. 1 ea. items 6, 7; 2 ea. items 4a, 5, 8, 10 & 11)	MSTHD-W	79431	36.8
-	MST HD Tensioner w/Silver Spring* (incl. 1 ea. items 6, 7; 2 ea. items 4b, 5, 8, 10 & 11)	MSTHD-S	79432	37.5
-	MST HD Tensioner w/Black Spring* (incl. 1 ea. items 6, 7; 2 ea. items 4c, 5, 8, 10 & 11)	MSTHD-B	79433	38.1

*Hardware Included
Lead time: 1 working day

MST Spring Tensioner Selection Chart

CLEANER SIZE	79431 MSTHD-W	79432 MSTHD-S	79433 MSTHD-B
FMS 18" - 30" (450 - 750mm)	X		
FMS 36" - 54" (900 - 1350mm)		X	
FMS 60" - 72" (1500 - 1800mm)			X

U.S. Patent No. 6,823,983; 7,093,706

GOODYEAR
GOODYEARBELTING.COM

Call Toll Free: 1-866-711-4673
International: +1-727-342-5086

**We Ship
World Wide**

Product Ordering Information

MHS Heavy Duty Secondary Cleaner (SSTensioners)

MHS HD Secondary with C-Tips

BELT WIDTH		ORDERING NUMBER	ITEM CODE	WT. LBS.
in.	mm			
24	600	MHS-24	75910	124.6
30	750	MHS-30	75911	129.5
36	900	MHS-36	75912	140.0
42	1050	MHS-42	75913	150.4
48	1200	MHS-48	75914	160.9
54	1350	MHS-54	75915	171.3
60	1500	MHS-60	75916	181.8
72	1800	MHS-72	75917	208.3
84	2100	MHS-84	76803	243.0
96	2400	MHS-96	79043	277.7

Lead time: 1 working day

MHS HD Secondary with V-Tips*

BELT WIDTH		ORDERING NUMBER	ITEM CODE	WT. LBS.
in.	mm			
18	450	MHS-18V	76169	119.7
24	600	MHS-24V	76170	124.6
30	750	MHS-30V	76171	129.5
36	900	MHS-36V	76172	140.0
42	1050	MHS-42V	76173	150.4
48	1200	MHS-48V	76174	160.9
54	1350	MHS-54V	76175	171.3
60	1500	MHS-60V	76176	181.8
72	1800	MHS-72V	76177	208.3
84	2100	MHS-84V	76804	243.1
96	2400	MHS-96V	79044	277.9

*NOTE: V-Tips can be used ONLY on vulcanized belts.

Lead time: 1 working day

Replacement Tips

ORDERING NUMBER	ITEM CODE	WT. LBS.
ICT6	74535	0.7
RSA150	73628	1.3

Lead time: 1 working day


Tips Required Per Cleaner Size

in.	18	24	30	36	42	48	54	60	72	84	96
mm	450	600	750	900	1050	1200	1350	1500	1800	2100	2400
C-Tips or V-Tips Required	3	4	5	6	7	8	9	10	12	14	16

Product Notes:

- Heavy-duty design to deliver maximum cleaning efficiency on the most demanding, abusive beltlines.
- Pole Length: Belt width plus 54" (1350mm). For longer requirements, see Minline Installation Accessories - Pole Extender Kit (page 123).
- Patented PowerFlex™ cushion design to maintain continuous blade-to-belt contact and quick relief from passing mechanical splices.
- C-Tips are for mechanically fastened or vulcanized belts. V-Tips are for vulcanized belts only.
- Visual Blade Tension Check: Measure the tension spring and refer to Spring Length Chart on mounting base for the correct length for best cleaning performance.
- Tensioner: SST Spring Tensioner for self-adjusting tensioning with easy retensioning adjustments.
- To make cleaner installation easier and quicker, see Optional Mounting Kits (page 123).

U.S. Patent No. 6,823,983; 7,093,706



Product Ordering Information

MHS Heavy Duty Secondary Cleaner (MST Tensioners)

MHS HD Secondary with V-Tips*

BELT WIDTH		ORDERING NUMBER	ITEM CODE	WT. LBS.
in.	mm			
18	450	MHS-18V-MST	79442	105.1
24	600	MHS-24V-MST	79443	115.1
30	750	MHS-30V-MST	79444	125.0
36	900	MHS-36V-MST	79445	135.5
42	1050	MHS-42V-MST	79446	145.4
48	1200	MHS-48V-MST	79447	155.3
54	1350	MHS-54V-MST	79448	169.4
60	1500	MHS-60V-MST	79449	180.4
72	1800	MHS-72V-MST	79450	201.1

*NOTE: V-Tips can be used ONLY on vulcanized belts.
Lead time: 1 working day



MHS HD Reversing with V-Tips*

BELT WIDTH		ORDERING NUMBER	ITEM CODE	WT. LBS.
in.	mm			
18	450	MHS-18RMV	79624	105.9
24	600	MHS-24RMV	79625	116.2
30	750	MHS-30RMV	79626	126.4
36	900	MHS-36RMV	79627	137.2
42	1050	MHS-42RMV	79628	147.4
48	1200	MHS-48RMV	79629	157.5
54	1350	MHS-54RMV	79630	171.9
60	1500	MHS-60RMV	79631	183.2
72	1800	MHS-72RMV	79632	204.5

*NOTE: V-Tips can be used ONLY on vulcanized belts.
Lead time: 1 working day

Replacement Tips

ORDERING NUMBER	ITEM CODE	WT. LBS.
RSA150	73628	1.3

Lead time: 1 working day

Tips Required Per Cleaner Size

in.	18	24	30	36	42	48	54	60	72
mm	450	600	750	900	1050	1200	1350	1500	1800
C-Tips or V-Tips Required	3	4	5	6	7	8	9	10	12

Product Notes:

- Heavy-duty design to deliver maximum cleaning efficiency on the most demanding, abusive beltlines.
- Pole Length: Belt width plus 54" (1350mm). For longer requirements, see Minline Installation Accessories - Pole Extender Kit (page 123).
- Patented PowerFlex™ cushion design to maintain continuous blade-to-belt contact and quick relief from passing mechanical splices.
- V-Tips are for vulcanized belts only.
- Visual Blade Tension Check: Measure the tension spring and refer to Spring Length Chart on mounting base for the correct length for best cleaning performance.
- Tensioner: MST Spring Tensioner for self-adjusting tensioning with easy retensioning adjustments.
- To make cleaner installation easier and quicker, see Optional Mounting Kits (page 123).

Product Ordering Information

MHS Heavy Duty Secondary Cleaner (Urethane Cushion Shields, SSTensioners)

MHS HD Secondary with C-Tips

BELT WIDTH		ORDERING NUMBER	ITEM CODE	WT. LBS.
in.	mm			
24	600	MHS-24RU	79738	125.8
30	750	MHS-30RU	79739	131.0
36	900	MHS-36RU	79740	141.8
42	1050	MHS-42RU	79741	152.5
48	1200	MHS-48RU	79742	163.3
54	1350	MHS-54RU	79743	174.0
60	1500	MHS-60RU	79744	184.8
72	1800	MHS-72RU	79745	211.9
84	2100	MHS-84RU	79746	247.2
96	2400	MHS-96RU	79747	282.5

Lead time: 1 working day

MHS HD Secondary with V-Tips*

BELT WIDTH		ORDERING NUMBER	ITEM CODE	WT. LBS.
in.	mm			
18	450	MHS-18RUV	79748	120.6
24	600	MHS-24RUV	79749	125.8
30	750	MHS-30RUV	79750	131.0
36	900	MHS-36RUV	79751	141.8
42	1050	MHS-42RUV	79752	152.5
48	1200	MHS-48RUV	79753	163.3
54	1350	MHS-54RUV	79754	174.0
60	1500	MHS-60RUV	79755	184.8
72	1800	MHS-72RUV	79756	211.9
84	2100	MHS-84RUV	79757	247.3
96	2400	MHS-96RUV	79758	282.7

*NOTE: V-Tips can be used ONLY on vulcanized belts.

Lead time: 1 working day

Replacement Tips

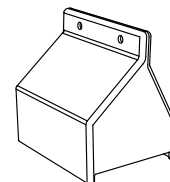
ORDERING NUMBER	ITEM CODE	WT. LBS.
ICT6	74535	0.7
RSA150	73628	1.3

Lead time: 1 working day

Replacement Cushion Shield

ORDERING NUMBER	ITEM CODE	WT. LBS.
UPFCC	79320	.3

Lead time: 1 working day



Urethane Cushion Shield

Tips Required Per Cleaner Size

in.	18	24	30	36	42	48	54	60	72	84	96
mm	450	600	750	900	1050	1200	1350	1500	1800	2100	2400
C-Tips or V-Tips Required	3	4	5	6	7	8	9	10	12	14	16

Product Notes:

- Heavy-duty design to deliver maximum cleaning efficiency on the most demanding, abusive beltlines.
- Pole Length: Belt width plus 54" (1350mm). For longer requirements, see Mineline Installation Accessories - Pole Extender Kit (page 123).
- Patented PowerFlex™ cushion design to maintain continuous blade-to-belt contact and quick relief from passing mechanical splices.
- C-Tips are for mechanically fastened or vulcanized belts. V-Tips are for vulcanized belts only.
- Visual Blade Tension Check: Measure the tension spring and refer to Spring Length Chart on mounting base for the correct length for best cleaning performance.
- Tensioner: SST Spring Tensioner for self-adjusting tensioning with easy retensioning adjustments.
- To make cleaner installation easier and quicker, see Optional Mounting Kits (page 123).

U.S. Patent No. 6,823,983; 7,093,706

GOODYEAR
GOODYEARBELTING.COM

Call Toll Free: 1-866-711-4673
International: +1-727-342-5086

**We Ship
World Wide**


Product Ordering Information

MHS Reversing Heavy Duty Secondary Cleaner

MHS HD Reversing Secondary with C-Tips

BELT WIDTH		ORDERING NUMBER	ITEM CODE	WT. LBS.
in.	mm			
24	600	MHS-24R	76613	128.2
30	750	MHS-30R	76614	134.0
36	900	MHS-36R	76615	145.4
42	1050	MHS-42R	76616	156.7
48	1200	MHS-48R	76617	168.1
54	1350	MHS-54R	76618	179.4
60	1500	MHS-60R	76619	190.8
72	1800	MHS-72R	76620	219.1
84	2100	MHS-84R	76621	247.4
96	2400	MHS-96R	79045	275.7

Lead time: 1 working day



MHS HD Reversing Secondary with V-Tips*

BELT WIDTH		ORDERING NUMBER	ITEM CODE	WT. LBS.
in.	mm			
18	450	MHS-18RV	76646	122.4
24	600	MHS-24RV	76647	128.2
30	750	MHS-30RV	76648	134.0
36	900	MHS-36RV	76649	145.4
42	1050	MHS-42RV	76650	156.7
48	1200	MHS-48RV	76651	168.1
54	1350	MHS-54RV	76652	179.4
60	1500	MHS-60RV	76653	190.8
72	1800	MHS-72RV	76654	219.1
84	2100	MHS-84RV	76805	255.6
96	2400	MHS-96RV	79046	292.1

*NOTE: V-Tips can be used ONLY on vulcanized belts.

Lead time: 1 working day



Replacement Shields

DESCRIPTION	ORDERING NUMBER	ITEM CODE	WT. LBS.
P Stainless Steel Shield	PSSS	74773	0.5
PowerFlex™ Reverse Shield	PFRS	76622	0.4

Lead time: 1 working day

Replacement Tips

ORDERING NUMBER	ITEM CODE	WT. LBS.
ICT6	74535	0.7
RSA150	73628	1.3

Lead time: 1 working day

Product Notes:

- A cleaner for applications where the belt travels in both directions.

MHS HD with SAT2 Tensioner*

BELT WIDTH		ORDERING NUMBER	ITEM CODE	WT. LBS.
in.	mm			
24	600	MHS-24P	78736	102.4
30	750	MHS-30P	78737	107.3
36	900	MHS-36P	78738	116.4
42	1050	MHS-42P	78739	126.8
48	1200	MHS-48P	78740	137.3
54	1350	MHS-54P	78741	147.7
60	1500	MHS-60P**	78742	158.2
72	1800	MHS-72P**	78743	183.9
84	2100	MHS-84P**	78744	209.6
96	2400	MHS-96P**	79047	292.1

*Includes Control Box

**60"-96" models have a 3-piece pole.

Lead time: 1 working day



Product Notes:

- The SAT2 Tensioners automatically adjust the blades to the belt until the blades are worn out.
- Does not include air tank. Select option on page 91.

U.S. Patent No. 6,823,983; 7,093,706

GOODYEAR
GOODYEARBELTING.COM

Call Toll Free: 1-866-711-4673
International: +1-727-342-5086

**We Ship
World Wide**

Product Ordering Information

Line Connections for Portable Air Tensioner

Air Tanks

ORDERING NUMBER	ITEM CODE	WT. LBS.
PAT1	78684	13.0
PAT2	78685	13.0



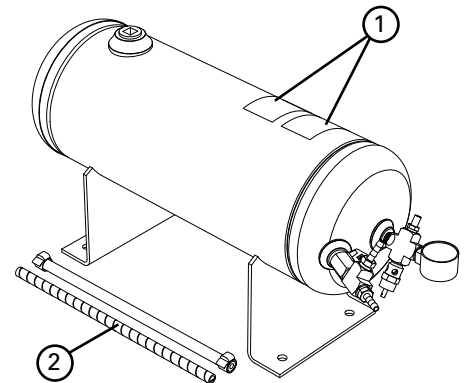
PAT1 (Single)



PAT2 (Dual)

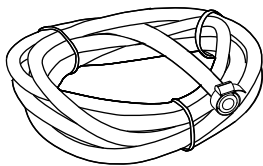
Replacement Parts List

REF	DESCRIPTION	ORDERING NUMBER	ITEM CODE	WT. LBS.
1	Tank Label Kit	PATLK	78791	0.1
2	Tank Hose Kit (incl. 1 ea. 10' hose and 1' poly spiral wrap, 2 hose clamps)	PATHK	78794	1.5



Product Notes:

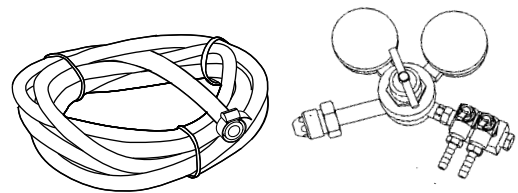
- For use with PAT cleaner assemblies and PAT control box.
- Single for applications with one cleaner, double for applications with two cleaners.
- 150# pop-off valve for safe pressurizing/charging of Air Tank.
- ASME construction.



Air Line Connection for Site-Accessible Air

ORDERING NUMBER	ITEM CODE	WT. LBS.
PATHK*	78794	1.5

* incl. 10' hose, 1' poly spiral wrap, 2 hose clamps



Nitrogen Tank Connection for Site-Provided Nitrogen Tank

ORDERING NUMBER	ITEM CODE	WT. LBS.
PANK*	78799	5.0

* incl. Nitrogen Regulator, 10' hose, 2 hose clamps


Product Ordering Information

Stainless Steel MHS Heavy Duty Secondary Cleaner

SS MHS HD Secondary with C-Tips

BELT WIDTH		ORDERING NUMBER	ITEM CODE
in.	mm		
24	600	MHS-24-S/S	77601
30	750	MHS-30-S/S	77602
36	900	MHS-36-S/S	77603
42	1050	MHS-42-S/S	77604
48	1200	MHS-48-S/S	77605
54	1350	MHS-54-S/S	77606
60	1500	MHS-60-S/S	77607
72	1800	MHS-72-S/S	77608
84	2100	MHS-84-S/S	77609
96	2400	MHS-96-S/S	79048

Lead time: 3 weeks




SS MHS HD Secondary with V-Tips*

BELT WIDTH		ORDERING NUMBER	ITEM CODE
in.	mm		
24	600	MHS-24V-S/S	77610
30	750	MHS-30V-S/S	77611
36	900	MHS-36V-S/S	77612
42	1050	MHS-42V-S/S	77613
48	1200	MHS-48V-S/S	77614
54	1350	MHS-54V-S/S	77615
60	1500	MHS-60V-S/S	77616
72	1800	MHS-72V-S/S	77617
84	2100	MHS-84V-S/S	77618
96	2400	MHS-96V-S/S	79049


*NOTE: V-Tips can be used ONLY on vulcanized belts.

Lead time: 3 weeks



For replacement tips and qty of tips per cleaner, see page 87

Shaded items are made to order.
Lead time: 3 weeks



SS MHS HD Reversing Secondary with C-Tips

BELT WIDTH		ORDERING NUMBER	ITEM CODE
in.	mm		
24	600	MHS-24R-S/S	77640
30	750	MHS-30R-S/S	77641
36	900	MHS-36R-S/S	77642
42	1050	MHS-42R-S/S	77643
48	1200	MHS-48R-S/S	77644
54	1350	MHS-54R-S/S	77645
60	1500	MHS-60R-S/S	77646
72	1800	MHS-72R-S/S	77647
84	2100	MHS-84R-S/S	77648
96	2400	MHS-96R-S/S	79050

Lead time: 3 weeks

SS MHS HD Reversing Secondary with V-Tips*

BELT WIDTH		ORDERING NUMBER	ITEM CODE
in.	mm		
24	600	MHS-24RV-S/S	77649
30	750	MHS-30RV-S/S	77650
36	900	MHS-36RV-S/S	77651
42	1050	MHS-42RV-S/S	77652
48	1200	MHS-48RV-S/S	77653
54	1350	MHS-54RV-S/S	77654
60	1500	MHS-60RV-S/S	77655
72	1800	MHS-72RV-S/S	77656
84	2100	MHS-84RV-S/S	77657
96	2400	MHS-96RV-S/S	79051

*NOTE: V-Tips can be used ONLY on vulcanized belts.

Lead time: 3 weeks



U.S. Patent No. 6,823,983; 7,093,706

GOODYEAR
GOODYEARBELTING.COM

Call Toll Free: 1-866-711-4673
International: +1-727-342-5086

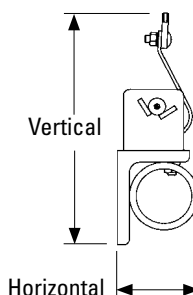
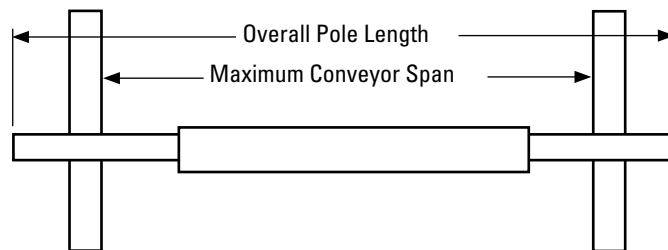
**We Ship
World Wide**

Specifications & Guidelines

Pole Length Specifications*

CLEANER SIZE		BLADE WIDTH		POLE LENGTH		MAXIMUM CONVEYOR SPAN	
in.	mm	in.	mm	in.	mm	in.	mm
18	450	18	450	72	1800	62	1550
24	600	24	600	78	1950	68	1700
30	750	30	750	84	2100	74	1850
36	900	36	900	90	2250	80	2000
42	1050	42	1050	96	2400	86	2150
48	1200	48	1200	102	2550	92	2300
54	1350	54	1350	108	2700	98	2450
60	1500	60	1500	114	2850	104	2600
72	1800	72	1800	126	3150	116	2900
84	2100	84	2100	138	3450	128	3200
96	2400	96	2400	150	3750	140	3500

*For special extra long pole length requirements a Pole Extender Kit (#76024) is available that provides 30" (750mm) of extended pole length. (Page 121). Pole Diameter - 2-7/8" (73mm)

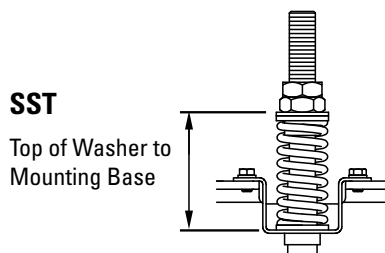


Clearance Guidelines for Installation			
HORIZONTAL CLEARANCE REQUIRED		VERTICAL CLEARANCE REQUIRED	
in.	mm	in.	mm
4	100	10	245

SST Tensioner Spring Length Chart

Blade Width		White Spring		Silver Spring		Black Spring		Gold Spring	
in.	mm	in.	mm	in.	mm	in.	mm	in.	mm
18	450	3 3/8	86	4	102	N/A	N/A	N/A	N/A
24	600	3 1/8	79	3 7/8	98	N/A	N/A	N/A	N/A
30	750	2 7/8	73	3 3/4	95	N/A	N/A	N/A	N/A
36	900	N/A	N/A	3 3/4	95	3 7/8	98	N/A	N/A
42	1050	N/A	N/A	3 5/8	92	3 3/4	95	N/A	N/A
48	1200	N/A	N/A	3 1/2	89	3 5/8	92	N/A	N/A
54	1350	N/A	N/A	3 3/8	86	3 5/8	92	3 3/4	95
60	1500	N/A	N/A	3 1/4	83	3 1/2	89	3 3/4	95
72	1800	N/A	N/A	N/A	N/A	3 3/8	86	3 5/8	92
84	2100	N/A	N/A	N/A	N/A	3 1/8	79	3 1/2	89
96	2400	N/A	N/A	N/A	N/A	N/A	N/A	3 3/8	86

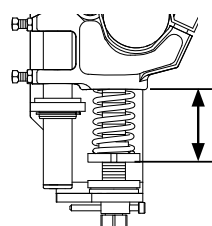
Shading indicates preferred spring option. Measure spring as shown below.



MST Tensioner Spring Length Chart

Blade Width		2 White Springs		2 Silver Springs		2 Black Springs	
in.	mm	in.	mm	in.	mm	in.	mm
18	450	2 7/8	73	3 3/8	86	3 1/2	89
24	600	2 5/8	67	3 3/8	86	3 3/8	86
30	750	2 3/8	60	3 1/4	83	3 3/8	86
36	900	2 1/8	54	3 1/8	79	3 1/4	83
42	1050	1 7/8	48	3	76	3 1/8	79
48	1200	N/A	N/A	2 7/8	73	3 1/8	79
54	1350	N/A	N/A	2 7/8	73	3	76
60	1500	N/A	N/A	2 3/4	70	2 7/8	73
72	1800	N/A	N/A	2 1/2	64	2 3/4	70

Shading indicates preferred spring option. Measure spring as shown below.



MST

Bottom of Pole Mount to Bottom of Spring Support Plate

SAT2 Tensioner Pressure Chart

Blade Width		Blades	Pressure	
in.	mm		psi	kPa
18	450	3	15#	103
24	600	4	19#	131
30	750	5	23#	159
36	900	6	27#	186
42	1050	7	31#	214
48	1200	8	35#	241
54	1350	9	39#	269
60	1500	10	43#	296
72	1800	12	51#	352
84	2100	14	59#	407
96	2400	16	67#	462

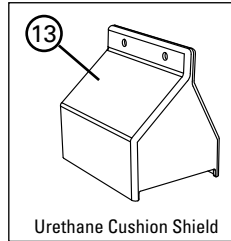
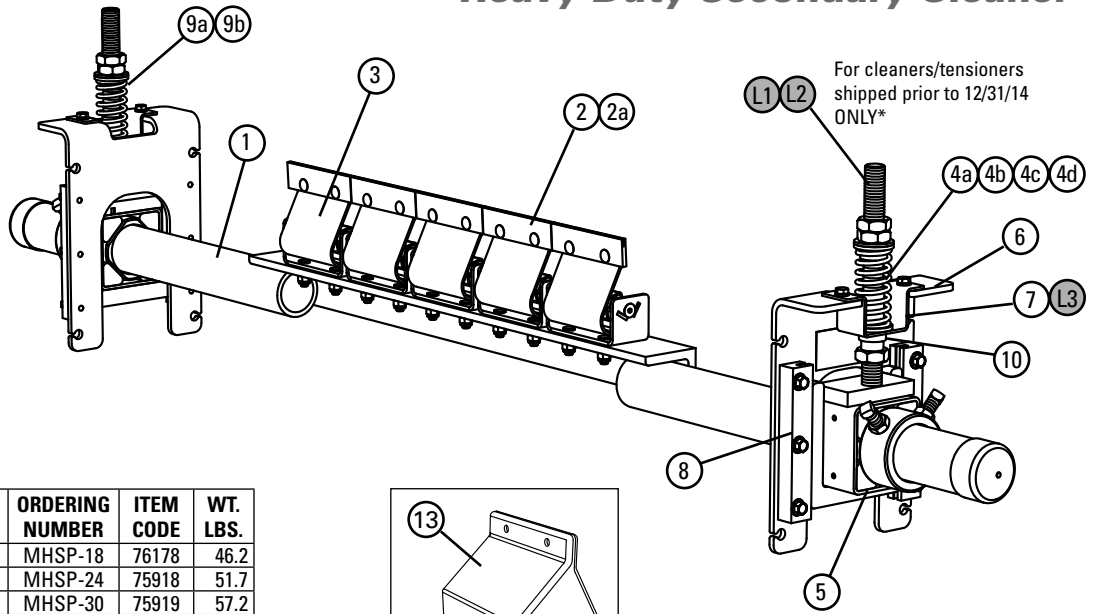
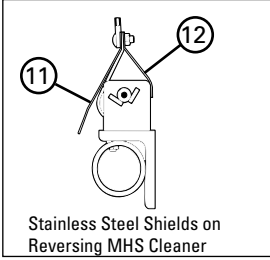
Specifications

- Maximum Belt Speed SST/SAT2 Tensioner - 1200 FPM (6M/sec)
- Maximum Belt Speed MST Tensioner - 1000 FPM (5M/sec)
- Temperature Rating -30°F to 180°F (-35°C to 82°C)
- Usable Blade Wear Length 3/8" (9mm)
- Blade Materials C-Tip: Impact Resistant Tungsten Carbide (works with mechanical fasteners)
V-Tip: Long Life Tungsten Carbide (for vulcanized belts only)
- Available for Belt Widths SST/SAT2 Tensioners - 18" to 96" (450 to 2400 mm). Other sizes available upon request.
- Available for Belt Widths MST Tensioners - 18" to 72" (450 to 1800mm). Other sizes available upon request.

U.S. Patent No. 6,823,983; 7,093,706

Replacement Parts List

MHS Heavy Duty Secondary Cleaner



Replacement Parts

REF	DESCRIPTION	ORDERING NUMBER	ITEM CODE	WT. LBS.
1	18" (450mm) Pole	MHSP-18	76178	46.2
	24" (600mm) Pole	MHSP-24	75918	51.7
	30" (750mm) Pole	MHSP-30	75919	57.2
	36" (900mm) Pole	MHSP-36	75920	62.8
	42" (1050mm) Pole	MHSP-42	75921	68.3
	48" (1200mm) Pole	MHSP-48	75922	73.9
	54" (1350mm) Pole	MHSP-54	75923	79.4
	60" (1500mm) Pole	MHSP-60	75924	85.0
	72" (1800mm) Pole	MHSP-72	75925	96.1
	84" (2100mm) Pole	MHSP-84	76814	112.1
96" (2400mm) Pole	MHSP-96	79052	128.1	
2	C-Tip*	ICT6	74535	0.7
2a	V-Tip* (for vulcanized belts only)	RSA150	73628	1.3
3	PowerFlex™ Cushion* (complete)	PFC	75927	4.2
3a	PowerFlex Cushion* SS (complete)	PFC-SS	76560	4.2
4a	Tension Spring - White (1 ea.) for belts 18" - 30" (450-750mm)	STS-W	75846	0.5
4b	Tension Spring - Silver (1 ea.) for belts 36" - 48" (900-1200mm)	STS-S	75843	0.8
4c	Tension Spring - Black (1 ea.) for belts 54" - 84" (1350-2100mm)	STS-B	75844	1.0
4d	Tension Spring - Gold (1 ea.) for belts 96" (2400mm)	STS-G	78142	1.3
5	HD Torsion Pole Mount* (1 ea.) (includes HD adjusting rod, nuts & sleeve) (See 9 & 9a for bushings)	SSTHDPM	77868	15.0
6	HD Mounting Base Kit* (includes 1 mounting base, 2 slide guides, top hat bracket & bottom bushing)	SSTHDMK	77870	10.2
7	SST Hat Bracket (pair)	SSTHB	79582	3.5
8	Slide Guide Kit* (incl. 2 slide guides)	STGK2	77867	1.1
9a	SST Bushing Kit - White/Silver (includes 2 bushings)	SSTBK-W	76636	0.1
9b	SST Bushing Kit - Black/Gold (includes 2 bushings)	SSTBK-B	76637	0.1
10	SST Lower Bushing Kit (pair)	SSTLBK	79493	0.1
11	P Stainless Steel Shield	PSSS	74773	0.5
12	PowerFlex™ Reverse Shield	PFRS	76622	0.4
13	Urethane Cushion Shield	UPFCC	79320	0.3

Replacement Parts

REF	DESCRIPTION	ORDERING NUMBER	ITEM CODE	WT. LBS.
-	HD Spring Tensioner* - White (includes 2 each items 4, 5, 6, & 9) for belts 18" - 30" (450-750mm)	SST2HD-W	77879	60.6
-	HD Spring Tensioner* - Silver (includes 2 each items 4a, 5, 6, & 9) for belts 36" - 48" (900-1200mm)	SST2HD-S	77880	61.4
-	HD Spring Tensioner* - Black (includes 2 each items 4b, 5, 6, & 9a) for belts 54" - 84" (1350-2100mm)	SST2HD-B	77881	62.0
-	HD Spring Tensioner* - Gold (includes 2 each items 4c, 5, 6, & 9a) for belts 96" (2400mm)	SST2HD-G	79041	62.6

Spring Tensioner Selection Chart

CLEANER SIZE	77879 SST2HD-W	77880 SST2HD-S	77881 SST2HD-B	79041 SST2HD-G
MHS 18" - 30" (450 - 750mm)	X			
MHS 36" - 48" (900 - 1200mm)		X		
MHS 54" - 84" (1350 - 2100mm)			X	
MHS 96" (2400mm)				X

*Hardware Included

Lead time: 1 working day

Legacy Replacement Parts for Tensioners shipped prior to Dec. 31, 2014*

REF	DESCRIPTION	ORDERING NUMBER	ITEM CODE	WT. LBS.
L1	Adjusting Rod Kit (includes 1 rod, 2 nuts, 1 bushing, 1 washer) for belts 24" - 60" (600-1500mm)	STAK	75847	2.9
L2	HD Adjusting Rod Kit (includes 1 rod, 2 nuts, 1 HD bushing, 1 washer) for belts 72"-96" (1800-2400mm)	STAKHD	75892	3.0
L3	Legacy SST Hat Channel Kit	SSTHK	79070	1.5
L4	SAT2 Adjusting Rod Kit (2 ea.)	SAT2AK	78733	5.0
-	SST Tensioner Bushing Update Kit (includes 2 lower bushings, 2 sleeves, 2 nuts)	SST-BUK	76943	0.3

*Verify if legacy parts are needed by looking at threaded rod. If it has standard threads, use legacy parts. If it has flat/acme threads, choose from regular replacement parts.



Standard thread profile



Acme/trapezoidal thread profile

U.S. Patent No. 6,823,983; 7,093,706

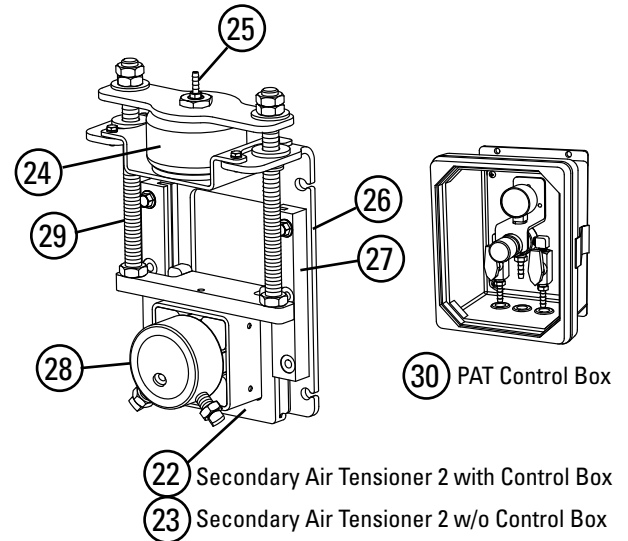
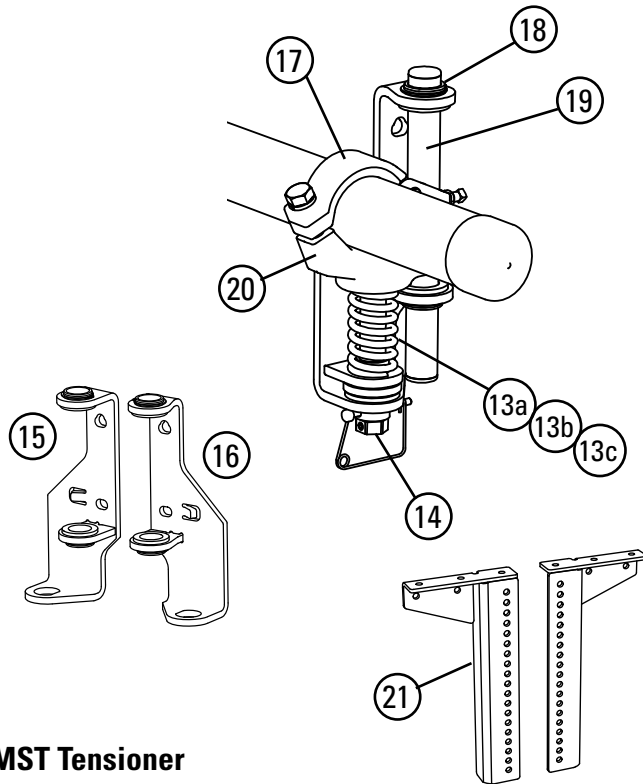
GOODYEAR
GOODYEARBELTING.COM

Call Toll Free: 1-866-711-4673
International: +1-727-342-5086

**We Ship
World Wide**

Replacement Parts List

MHS
Optional MST and SAT2 Tensioners



MST Tensioner Replacement Parts

REF	DESCRIPTION	ORDERING NUMBER	ITEM CODE	WT. LBS.
13a	Tension Spring - White (1 ea.) for belts 18" - 30" (450-750mm)	STS-W	75846	0.5
13b	Tension Spring - Silver (1 ea.) for belts 36" - 54" (900-1350mm)	STS-S	75843	0.8
13c	Tension Spring - Black (1 ea.) for belts 60" - 72" (1500-1800mm)	STS-B	75844	1.0
14	MST Adjusting Mechanism	MSTAM	79435	2.8
15	MST Mounting Bracket LH (incl. bushings)	MST-MBL	79436	5.7
16	MST Mounting Bracket RH (incl. bushings)	MST-MBR	79437	5.7
17	MST HD Clamp*	MSTCHD	79439	2.5
18	MST Bushing Kit (incl. 4 bushings)	MSTBK	79440	.2
19	MST Guide Pole	MSTGT	79441	1.5
20	MST HD Pole Mount*	MSTPMHD	79451	7.3
21	MST Drop Brackets (2)	MSTDB	79434	27.7
-	MST HD Tensioner w/White Spring* (incl. 1 ea. items 15,16; 2 ea. items 13a,14,17,19,20)	MSTHD-W	79431	36.8
-	MST HD Tensioner w/Silver Spring* (incl. 1 ea. items 15,16; 2 ea. items 13b,14,17,19,20)	MSTHD-S	79432	37.5
-	MST HD Tensioner w/Black Spring* (incl. 1 ea. items 15,16; 2 ea. items 13c,14,17,19,20)	MSTHD-B	79433	38.1

*Hardware included
Lead time: 1 working day

SAT2 (Secondary Air Tensioner 2) Replacement Parts

REF	DESCRIPTION	ORDERING NUMBER	ITEM CODE	WT. LBS.
22	SAT2 w/PAT Control Box	SAT2PAT	78735	43.5
23	SAT2 w/o Control Box	SAT2NCB	78703	41.0
24	SAT Air/Water Bag Kit	SATB	76083	5.1
25	SAT 1/8" Hose Barb Kit	SATHB	76084	0.1
26	SAT2 Mounting Base Kit	SAT2MK	78704	11.6
27	ST Slide Guide Kit	STGK2	77867	1.1
28	SAT2 Torsion Pole Mount	SAT2PM	78732	11.1
29	SAT2 Adjusting Rod Kit	SAT2AK	78733	5.0
30	PAT Control Box 100psi	PACB100	78683	11.0

Lead time: 1 working day

MST Spring Tensioner Selection Chart

CLEANER SIZE	79431 MSTHD-W	79432 MSTHD-S	79433 MSTHD-B
MHS 18" - 30" (450 - 750mm)	X		
MHS 36" - 54" (900 - 1350mm)		X	
MHS 60" - 72" (1500 - 1800mm)			X

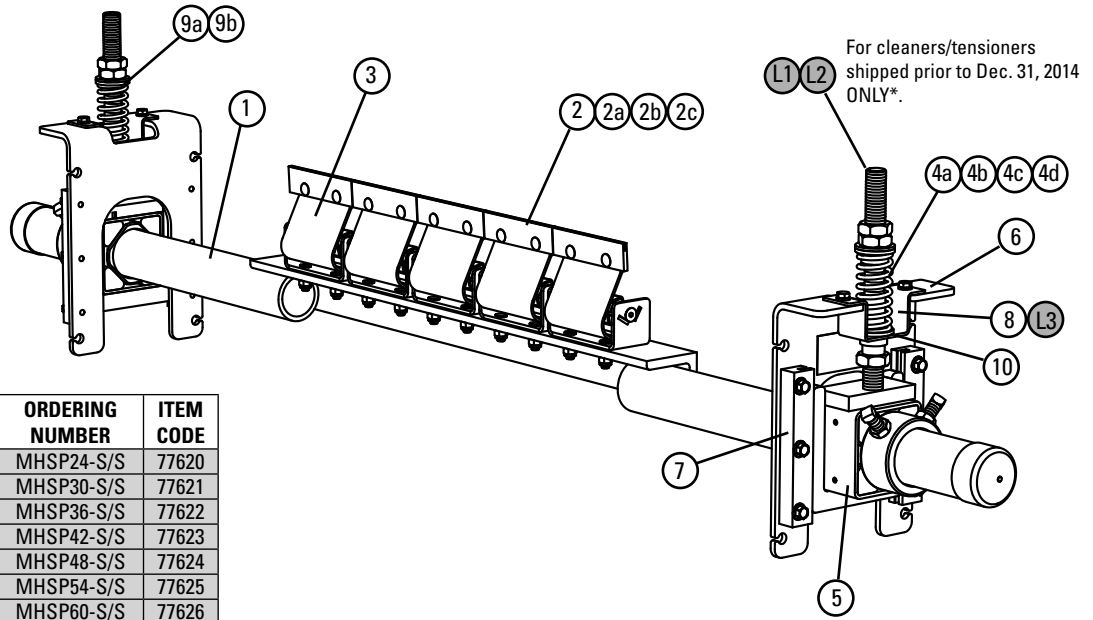
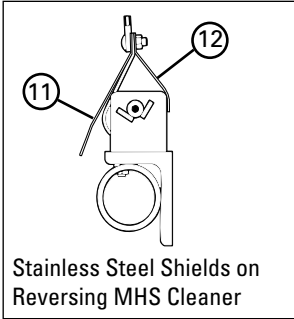
GOODYEAR
GOODYEARBELTING.COM

Call Toll Free: 1-866-711-4673
International: +1-727-342-5086

**We Ship
World Wide**

Replacement Parts List

Stainless Steel MHS Heavy Duty Secondary Cleaner



For cleaners/tensioners shipped prior to Dec. 31, 2014 ONLY*.

Replacement Parts

REF	DESCRIPTION	ORDERING NUMBER	ITEM CODE
1	24" (600mm) SS Pole	MHSP24-S/S	77620
	30" (750mm) SS Pole	MHSP30-S/S	77621
	36" (900mm) SS Pole	MHSP36-S/S	77622
	42" (1050mm) SS Pole	MHSP42-S/S	77623
	48" (1200mm) SS Pole	MHSP48-S/S	77624
	54" (1350mm) SS Pole	MHSP54-S/S	77625
	60" (1500mm) SS Pole	MHSP60-S/S	77626
	72" (1800mm) SS Pole	MHSP72-S/S	77627
	84" (2100mm) SS Pole	MHSP84-S/S	77628
96" (2400mm) SS Pole	MHSP96-S/S	79053	
2	C-Tip*	ICT6	74535
2a	SS C-Tip	ICT6-S/S	78700
2b	V-Tip* (for vulcanized belts only)	RSA150	73628
2c	S/S V-Tip* (for vulcanized belts only)	RVT6-S/S	76205
3	PowerFlex Cushion* (complete)	PFC-SS	76560
4a	Tension Spring - White (1 ea.) for belts 18" - 30" (450-750mm)	STS-W-S/S	77630
4b	Tension Spring - Silver (1 ea.) for belts 36" - 48" (900-1200mm)	STS-S-S/S	77631
4c	Tension Spring - Black (1 ea.) for belts 54" - 84" (1350-2100mm)	STS-B-S/S	77632
4d	Tension Spring - Gold (1 ea.) for belts 96" (2400)	STS-G-S/S	79057
5	SS HD Torsion Mounting Kit* (1 ea.) (includes adjusting rod, 3 nuts, & sleeve) (See 9 & 9a for bushings)	STHDPM2-S/S	77633
6	SS Mounting Base Kit* (includes 1 mounting base, 2 slide guides, top hat bracket & bottom bushing)	STHDMK2-S/S	77634
7	SS Base Mounting Kit* (includes 2 slide guides)	STGK2-S/S	77635
8	SST Hat Bracket S/S (pair)	SSTHB-S/S	79586
9a	SST Bushing Kit - White/Silver (includes 2 bushings)	SSTBK-W	76636
9b	SST Bushing Kit - Black/Gold (includes 2 bushings)	SSTBK-B	76637
10	SST Lower Bushing Kit (pair)	SSTLBK	79493
11	P Stainless Steel Shield	PSSS	74773
12	PowerFlex™ Reverse Shield	PFRS	76622
-	SS Spring Tensioner* - White (includes 2 each items 4, 5, 6 & 9) for belts 18" - 30" (450-750mm)	SST2HD-W-S/S	77637
-	SS Spring Tensioner* - Silver (includes 2 each items 4a, 5, 6 & 9) for belts 36" - 48" (900-1200mm)	SST2HD-S-S/S	77638
-	SS Spring Tensioner* - Black (includes 2 each items 4b, 5, 6 & 9a) for belts 54" - 84" (1350-2100mm)	SST2HD-B-S/S	77639
-	SS Spring Tensioner* - Gold (includes 2 each items 4c, 5, 6 & 9a) for belts 96" (2400mm)	SST2HD-G-S/S	79042

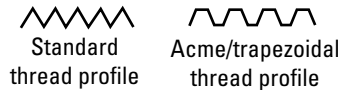
*Hardware Included
Lead time: 1 working day

Shaded items are made to order.
Lead time: 3 weeks

Legacy Replacement Parts for Tensioners shipped prior to Dec. 31, 2014*

REF	DESCRIPTION	ORDERING NUMBER	ITEM CODE
L1	Adjusting Rod Kit* (includes 1 rod, 2 nuts, 1 bushing, 1 washer) for belts 18" - 60" (450-1500mm)	STAK	75847
L2	HD Adjusting Rod Kit* (includes 1 rod, 2 nuts, 1 HD bushing, 1 washer) for belts 72" - 96" (1800-2400mm)	STAKHD	75892
L3	SST Hat Channel Kit S/S	SSTHK-S/S	79071
-	SS Bushing Update Kit (includes 2 ea. lower bushings, sleeves, nuts)	SST-BUK-S/S	77636

*Verify if legacy parts are needed by looking at threaded rod. If it has standard threads, use legacy parts. If it has flat/acme threads, choose from regular replacement parts.



Spring Tensioner Selection Chart

CLEANER SIZE	77637 SSTDH-W-S/S	77638 SSTDH-S-S/S	77639 SSTDH-B-S/S	79042 SSTDH-G-S/S
MHS S/S 18" - 30" (450 - 750mm)	X			
MHS S/S 36" - 48" (900 - 1200mm)		X		
MHS S/S 54" - 84" (1350 - 2100mm)			X	
MHS S/S 96" (2400mm)				X

U.S. Patent No. 6,823,983; 7,093,706

GOODYEAR
GOODYEARBELTING.COM

Call Toll Free: 1-866-711-4673
International: +1-727-342-5086

**We Ship
World Wide**

Product Ordering Information


P-Type® ESAC
Secondary Cleaner
with Enhanced Service Advantage Cartridge

P-Type ESAC Secondary with C-Tips

CLEANER COMPLETE				
BELT WIDTH		ORDERING NUMBER	ITEM CODE	WT. LBS.
in.	mm			
24	600	PC24-ESAC	77955	137.4
30	750	PC30-ESAC	77956	150.8
36	900	PC36-ESAC	77957	164.0
42	1050	PC42-ESAC	77958	177.3
48	1200	PC48-ESAC	77959	190.5
54	1350	PC54-ESAC	77960	203.9
60	1500	PC60-ESAC	77961	217.2
72	1800	PC72-ESAC	77962	243.8
60	1500	PC60-2ESAC	77963	303.7
72	1800	PC72-2ESAC	77964	330.8
84	2100	PC84-2ESAC	77965	358.2
96	2400	PC96-2ESAC	77966	385.2
120	3000	PC120-2ESAC	77967	443.8

Lead time: 1 working day

Shaded items are made to order.
 Lead time: 15 working days



P-Type ESAC Single Cartridge



P-Type 2ESAC Dual Cartridge

P-Type ESAC Secondary with V-Tips*

CLEANER COMPLETE				
BELT WIDTH		ORDERING NUMBER	ITEM CODE	WT. LBS.
in.	mm			
24	600	PV24-ESAC	77981	137.4
30	750	PV30-ESAC	77982	150.8
36	900	PV36-ESAC	77983	164.0
42	1050	PV42-ESAC	77984	177.3
48	1200	PV48-ESAC	77985	190.5
54	1350	PV54-ESAC	77986	203.9
60	1500	PV60-ESAC	77987	217.2
72	1800	PV72-ESAC	77988	243.8
60	1500	PV60-2ESAC	77989	303.7
72	1800	PV72-2ESAC	77990	330.8
84	2100	PV84-2ESAC	77991	358.2
96	2400	PV96-2ESAC	77992	385.2
120	3000	PV120-2ESAC	77993	443.8

*NOTE: V-Tips can be used ONLY on vulcanized belts.
 Lead time: 1 working day

Shaded items are made to order.
 Lead time: 15 working days

Replacement Tips

ORDERING NUMBER	ITEM CODE	WT. LBS.
ICT6	74535	0.7
PSA150	73156	1.0

Lead time: 1 working day

Tips Required Per Cleaner Size

in.	24	30	36	42	48	54	60	72	84	96	120
mm	600	750	900	1050	1200	1350	1500	1800	2100	2400	3000
C-Tips or V-Tips Required	4	5	6	7	8	9	10	12	14	16	20

Product Notes:

- Patented Enhanced Service Advantage Cartridge™ allows for easy removal in even the dirtiest conditions.
- Pole Length: Belt width plus 54" (1350mm) (single cartridge cleaners); Belt width plus 60" (1500mm) (dual cartridge cleaners).
- Tips are set at a non-aggressive 70° angle to give quick relief for passing mechanical splices.
- C-Tips are for mechanically fastened or vulcanized belts. V-Tips are for vulcanized belts only.
- Tensioner mounting brackets included for fast and easy installation.
- Cartridge Removal Kit included for easy removal of the cartridge.

U.S. Patent No. 7,987,966; Patent Pending

GOODYEAR
 GOODYEARBELTING.COM

Call Toll Free: 1-866-711-4673
International: +1-727-342-5086

We Ship
World Wide

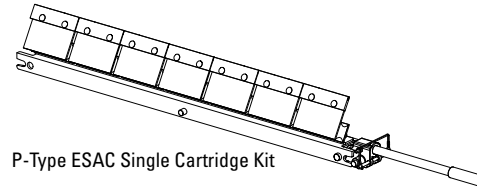
Product Ordering Information

P-Type® ESAC
Secondary Cleaner
 Replacement Cartridge Kits

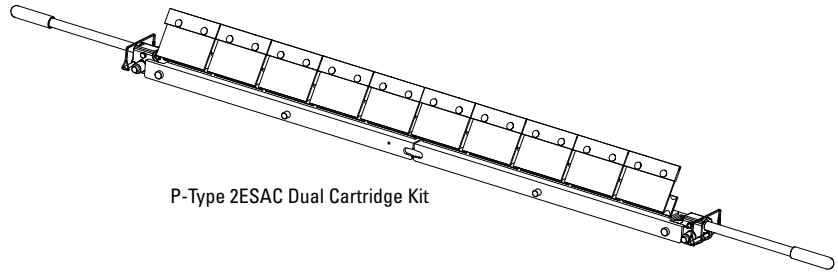
P-Type ESAC Cartridge Kits with C-Tips

BELT WIDTH		ORDERING NUMBER	ITEM CODE	WT. LBS.
in.	mm			
24	600	P-CARK-C24/600	78072	25.2
30	750	P-CARK-C30/750	78073	30.0
36	900	P-CARK-C36/900	78074	34.7
42	1050	P-CARK-C42/1050	78075	39.5
48	1200	P-CARK-C48/1200	78076	44.1
54	1350	P-CARK-C54/1350	78077	48.9
60	1500	P-CARK-C60/1500	78078	53.7
72	1800	P-CARK-C72/1800	78079	63.2
60	1500	P-CARK2-C60/1500	78088	87.5
72	1800	P-CARK2-C72/1800	78089	102.2
84	2100	P-CARK2-C84/2100	78090	117.3
96	2400	P-CARK2-C96/2400	78091	132.1
120	3000	P-CARK2-C120/3000	78092	162.3

Lead time: 1 working day



P-Type ESAC Single Cartridge Kit



P-Type 2ESAC Dual Cartridge Kit

P-Type ESAC Cartridge Kits with V-Tips*

BELT WIDTH		ORDERING NUMBER	ITEM CODE	WT. LBS.
in.	mm			
24	600	P-CARK-V24/600	78080	25.2
30	750	P-CARK-V30/750	78081	30.0
36	900	P-CARK-V36/900	78082	34.7
42	1050	P-CARK-V42/1050	78083	39.5
48	1200	P-CARK-V48/1200	78084	44.1
54	1350	P-CARK-V54/1350	78085	48.9
60	1500	P-CARK-V60/1500	78086	53.7
72	1800	P-CARK-V72/1800	78087	63.2
60	1500	P-CARK2-V60/1500	78093	87.5
72	1800	P-CARK2-V72/1800	78094	102.2
84	2100	P-CARK2-V84/2100	78095	117.3
96	2400	P-CARK2-V96/2400	78096	132.1
120	3000	P-CARK2-V120/3000	78097	162.3

*NOTE: V-Tips can be used ONLY on vulcanized belts.

Lead time: 1 working day

Shaded items are made to order.
 Lead time: 15 working days

U.S. Patent No. 7,987,966; Patent Pending

GOODYEAR
 GOODYEARBELTING.COM

Call Toll Free: 1-866-711-4673
 International: +1-727-342-5086

**We Ship
 World Wide**

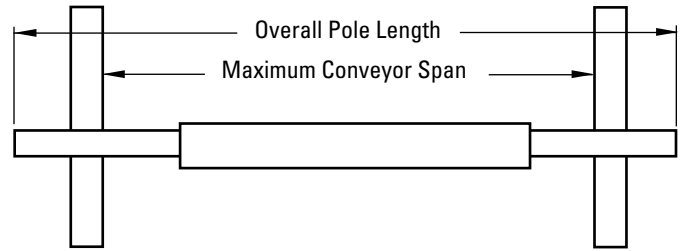
Specifications & Guidelines

P-Type® ESAC
Secondary Cleaner
with Enhanced Service Advantage Cartridge

Pole Length Specifications*

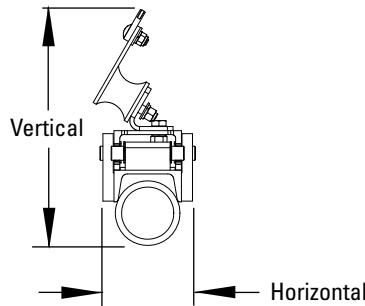
VERSION	CLEANER SIZE		BLADE WIDTH		POLE LENGTH		MAXIMUM CONVEYOR SPAN	
	in.	mm	in.	mm	in.	mm	in.	mm
Single	24	600	24	600	78	1950	66	1650
	30	750	30	750	84	2100	72	1800
	36	900	36	900	90	2250	78	1950
	42	1050	42	1050	96	2400	84	2100
	48	1200	48	1200	102	2550	90	2250
	54	1350	54	1350	108	2700	96	2400
	60	1500	60	1500	114	2850	102	2550
Dual	72	1800	72	1800	126	3150	114	2850
	60	1500	60	1500	120	3000	108	2700
	72	1800	72	1800	132	3300	120	3000
	84	2100	84	2100	144	3600	132	3300
	96	2400	96	2400	156	3900	144	3600
	120	3000	120	3000	180	4500	168	4200

*For special extra long pole length requirements a Pole Extender Kit (#76024) is available that provides 30" (750mm) of extended pole length. (page 123). Pole Diameter - 2-7/8" (73mm)



Clearance Guidelines for Installation

VERSION	HORIZONTAL CLEARANCE REQUIRED		VERTICAL CLEARANCE REQUIRED	
	in.	mm	in.	mm
Single	4-1/2	114	10-1/2	267
Dual	4-1/2	114	12-1/4	311



Aluminum Content

ALUMINUM ALLOY TYPE	PERCENT	
	Mg Magnesium	Ti Titanium
6061	1.0%	0.0%

Specifications:

- Maximum Belt Speed 1000 FPM (5M/sec)
- Temperature Rating -30°F to 180°F (-35°C to 82°C)
- Usable Blade Wear Length 3/8" (9mm)
- Blade Materials..... C-Tip: Impact Resistant Tungsten Carbide (works with mechanical fasteners)
V-Tip: Long Life Tungsten Carbide (for vulcanized belts only)
- Available for Belt Widths..... 24" to 120" (600 to 3000 mm). Other sizes available upon request.

U.S. Patent No. 7,987,966; Patent Pending

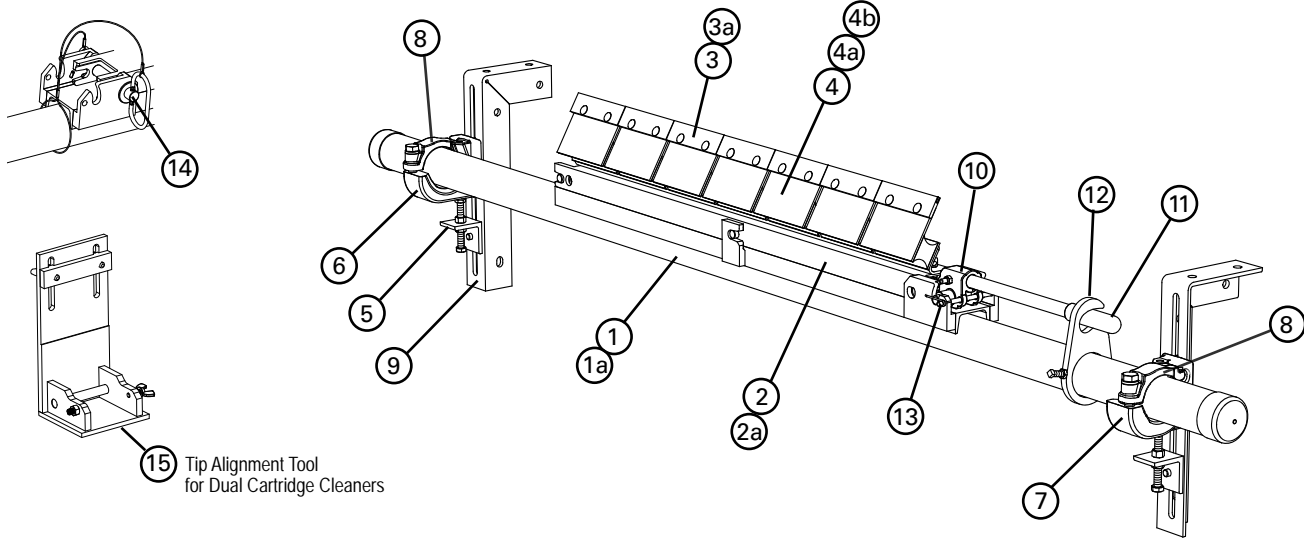
GOODYEAR
GOODYEARBELTING.COM

Call Toll Free: 1-866-711-4673
International: +1-727-342-5086

We Ship
World Wide

Replacement Parts List

P-Type® ESAC Secondary Cleaner with Enhanced Service Advantage Cartridge



Replacement Parts

REF	DESCRIPTION	ORDERING NUMBER	ITEM CODE	WT. LBS.
1	ESAC Cartridge Pole 24"	SACPL-24/600	77887	65.4
	ESAC Cartridge Pole 30"	SACPL-30/750	77888	71.2
	ESAC Cartridge Pole 36"	SACPL-36/900	77889	77.1
	ESAC Cartridge Pole 42"	SACPL-42/1050	77890	82.9
	ESAC Cartridge Pole 48"	SACPL-48/1200	77891	88.8
	ESAC Cartridge Pole 54"	SACPL-54/1350	77892	94.6
	ESAC Cartridge Pole 60"	SACPL-60/1500	77893	100.5
	ESAC Cartridge Pole 72"	SACPL-72/1800	77894	112.2
	ESAC Cartridge Center Pole 60" (Dual)	SACPL2-60/1500	77895	77.3
	ESAC Cartridge Center Pole 72" (Dual)	SACPL2-72/1800	77896	89.5
	ESAC Cartridge Center Pole 84" (Dual)	SACPL2-84/2100	77897	101.8
	ESAC Cartridge Center Pole 96" (Dual)	SACPL2-96/2400	77898	114.1
	ESAC Cartridge Center Pole 120" (Dual)	SACPL2-120/3000	77899	142.3
	1a	Extender Pole (for use with Dual Cartridge Center Pole)	MHP-EP	76392
2	ESAC Cartridge 24"	CART-24/600	77900	3.5
	ESAC Cartridge 30"	CART-30/750	77901	4.3
	ESAC Cartridge 36"	CART-36/900	77902	5.1
	ESAC Cartridge 42"	CART-42/1050	77903	5.9
	ESAC Cartridge 48"	CART-48/1200	77904	6.7
	ESAC Cartridge 54"	CART-54/1350	77905	7.4
	ESAC Cartridge 60"	CART-60/1500	77906	8.4
	ESAC Cartridge 72"	CART-72/1800	77907	10.0
	ESAC Cartridge 60" (Dual)	CART2-60/1500	77908	8.6
	ESAC Cartridge 72" (Dual)	CART2-72/1800	77909	10.2
	ESAC Cartridge 84" (Dual)	CART2-84/2100	77910	11.7
	ESAC Cartridge 96" (Dual)	CART2-96/2400	77911	13.3
	ESAC Cartridge 120" (Dual)	CART2-120/3000	77912	16.8
	2a	ESAC Cartridge P-Type Adapter Plate 24"	PCAP-24/600	77913
ESAC Cartridge P-Type Adapter Plate 30" §		PCAP-30/750	77914	6.1
ESAC Cartridge P-Type Adapter Plate 36" §		PCAP-36/900	77915	7.2
ESAC Cartridge P-Type Adapter Plate 42" §		PCAP-42/1050	77916	8.6
ESAC Cartridge P-Type Adapter Plate 48" §		PCAP-48/1200	77917	9.8
ESAC Cartridge P-Type Adapter Plate 54"		PCAP-54/1350	77918	11.1
ESAC Cartridge P-Type Adapter Plate 60" §		PCAP-60/1500	77919	12.3
	ESAC Cartridge P-Type Adapter Plate 72"	PCAP-72/1800	77920	14.8

REF	DESCRIPTION	ORDERING NUMBER	ITEM CODE	WT. LBS.
3	C-Tip*	ICT6	74535	0.7
3a	P V-Tip* (for vulcanized belts only)	PSA150	73156	1.0
4	P2 C-Tip Cushion*	PHA	73626	2.0
4a	P Cushion SS Neoprene* (oil resistant)	PSSC	77045	3.5
4b	P Cushion Neoprene* (oil resistant)	PNC	74984	3.5
5	Adjusting Bracket Kit* (1 ea.)	PAB	75513	1.5
6	HD Pole Clamp Kit Left* (1 ea.) (incl. item 8)	CCKHDL	79225	8.7
7	HD Pole Clamp Kit Right* (1 ea.) (incl. item 8)	CCKHDR	79229	8.7
8	HD Cradle Clamp Top Strap (1 ea.) for use with L or R HD Pole Clamp Kit	CCKHDS	79233	1.7
9	Mounting Bracket Kit (1 Right and 1 Left)	EZS2MBK	75666	13.0
-	HD Cradle Clamp Mounting Kit* (incl. 2 items 5; 1 ea. items 6, 7 & 9)	CCMKHD	78920	36.7
10	ESAC Removal Knuckle	SACRKN	77882	3.2
11	ESAC Removal Handle	SACRH	77883	3.0
12	ESAC Handle Lock Plate	SACRHL	77884	1.7
13	Knuckle Retainer Pin	SACKRP	77885	0.2
14	SAC Hitch Pin	SACHP2	77768	0.9
-	ESAC Removal Kit (includes 1 ea. items 10-14)	SACRKT	77886	9.0
15	ESAC Cartridge Tip Alignment Tool (Dual)	SAC2-TIP-TL	77866	2.5

*Hardware Included
Lead Time: 1 working day

Shaded items are made to order.
Lead time: 15 working days


Product Ordering Information

R-Type® ESAC
Secondary Cleaner
with Enhanced Service Advantage Cartridge

R-Type ESAC Secondary with C-Tips

CLEANER COMPLETE				
BELT WIDTH		ORDERING NUMBER	ITEM CODE	WT. LBS.
in.	mm			
24	600	RC24-ESAC	77968	133.7
30	750	RC30-ESAC	77969	146.0
36	900	RC36-ESAC	77970	158.4
42	1050	RC42-ESAC	77971	170.7
48	1200	RC48-ESAC	77972	183.0
54	1350	RC54-ESAC	77973	195.3
60	1500	RC60-ESAC	77974	207.8
72	1800	RC72-ESAC	77975	232.4
60	1500	RC60-2ESAC	77976	237.0
72	1800	RC72-2ESAC	77977	259.4
84	2100	RC84-2ESAC	77978	281.8
96	2400	RC96-2ESAC	77979	304.2
120	3000	RC120-2ESAC	77980	354.0

Lead time: 1 working day



R-Type ESAC Single Cartridge



R-Type 2ESAC Dual Cartridge

R-Type ESAC Secondary with V-Tips*

CLEANER COMPLETE				
BELT WIDTH		ORDERING NUMBER	ITEM CODE	WT. LBS.
in.	mm			
24	600	RV24-ESAC	77994	133.7
30	750	RV30-ESAC	77995	146.0
36	900	RV36-ESAC	77996	158.4
42	1050	RV42-ESAC	77997	170.7
48	1200	RV48-ESAC	77998	183.0
54	1350	RV54-ESAC	77999	195.3
60	1500	RV60-ESAC	78000	207.8
72	1800	RV72-ESAC	78001	232.4
60	1500	RV60-2ESAC	78002	237.0
72	1800	RV72-2ESAC	78003	259.4
84	2100	RV84-2ESAC	78004	281.8
96	2400	RV96-2ESAC	78005	304.2
120	3000	RV120-2ESAC	78006	354.0

*NOTE: V-Tips can be used ONLY on vulcanized belts.

Lead time: 1 working day

ORDERING NUMBER	ITEM CODE	WT. LBS.
ICT6	74535	0.7
RSA150	73628	1.3

Lead time: 1 working day

Tips Required Per Cleaner Size

in.	24	30	36	42	48	54	60	72	84	96	120
mm	600	750	900	1050	1200	1350	1500	1800	2100	2400	3000
C-Tips or V-Tips Required	4	5	6	7	8	9	10	12	14	16	20

Shaded items are made to order.
 Lead time: 15 working days

Product Notes:

- Patent-pending Enhanced Service Advantage Cartridge™ allows for easy removal in even the dirtiest conditions.
- Pole Length: Belt width plus 54" (1350mm) (single cartridge cleaners); Belt width plus 60" (1500mm) (dual cartridge cleaners).
- Two-way cushions allow cleaning in both directions.
- C-Tips are for mechanically fastened or vulcanized belts. V-Tips are for vulcanized belts only.
- Tensioner mounting brackets included for fast and easy installation.
- Cartridge Removal Kit included for easy removal of the cartridge.

U.S. Patent No. 7,987,966; Patent Pending

GOODYEAR
 GOODYEARBELTING.COM

Call Toll Free: 1-866-711-4673
International: +1-727-342-5086

We Ship
World Wide

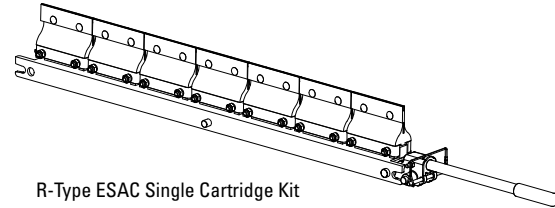
Product Ordering Information

R-Type® ESAC
Secondary Cleaner
 Replacement Cartridge Kits

R-Type ESAC Cartridge Kits with C-Tips

BELT WIDTH		ORDERING NUMBER	ITEM CODE	WT. LBS.
in.	mm			
24	600	R-CARK-C24/600	78098	27.1
30	750	R-CARK-C30/750	78099	32.3
36	900	R-CARK-C36/900	78100	36.4
42	1050	R-CARK-C42/1050	78101	42.6
48	1200	R-CARK-C48/1200	78102	47.7
54	1350	R-CARK-C54/1350	78103	52.9
60	1500	R-CARK-C60/1500	78104	58.2
72	1800	R-CARK-C72/1800	78105	68.5
60	1500	R-CARK2-C60/1500	78114	69.6
72	1800	R-CARK2-C72/1800	78115	74.8
84	2100	R-CARK2-C84/2100	78116	85.2
96	2400	R-CARK2-C96/2400	78117	95.5
120	3000	R-CARK2-C120/3000	78118	116.5

Lead time: 1 working day



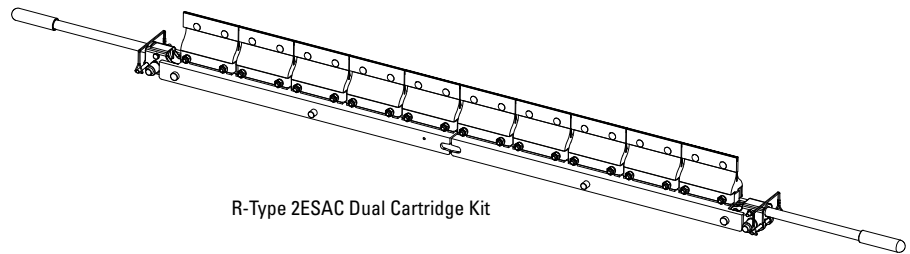
R-Type ESAC Single Cartridge Kit

R-Type ESAC Cartridge Kits with V-Tips*

BELT WIDTH		ORDERING NUMBER	ITEM CODE	WT. LBS.
in.	mm			
24	600	R-CARK-V24/600	78106	27.1
30	750	R-CARK-V30/750	78107	32.3
36	900	R-CARK-V36/900	78108	36.4
42	1050	R-CARK-V42/1050	78109	42.6
48	1200	R-CARK-V48/1200	78110	47.7
54	1350	R-CARK-V54/1350	78111	52.9
60	1500	R-CARK-V60/1500	78112	58.2
72	1800	R-CARK-V72/1800	78113	68.5
60	1500	R-CARK2-V60/1500	78119	69.6
72	1800	R-CARK2-V72/1800	78120	74.8
84	2100	R-CARK2-V84/2100	78121	85.2
96	2400	R-CARK2-V96/2400	78122	95.5
120	3000	R-CARK2-V120/3000	78123	116.5

*NOTE: V-Tips can be used ONLY on vulcanized belts.

Lead time: 1 working day



R-Type 2ESAC Dual Cartridge Kit

Shaded items are made to order.

Lead time: 15 working days

U.S. Patent No. 7,987,966; Patent Pending

GOODYEAR
 GOODYEARBELTING.COM

Call Toll Free: 1-866-711-4673
International: +1-727-342-5086

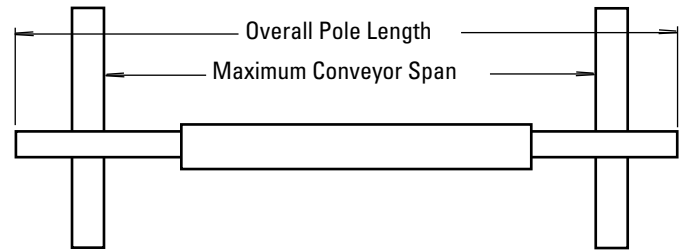
**We Ship
 World Wide**

Specifications & Guidelines

R-Type® ESAC
Secondary Cleaner
with Enhanced Service Advantage Cartridge

Pole Length Specifications*

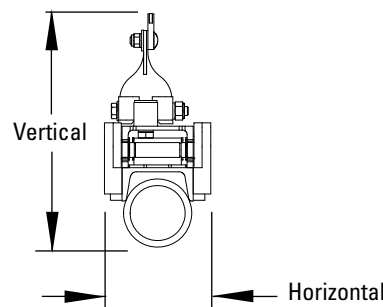
VERSION	CLEANER SIZE		BLADE WIDTH		POLE LENGTH		MAXIMUM CONVEYOR SPAN	
	in.	mm	in.	mm	in.	mm	in.	mm
Single	24	600	24	600	78	1950	66	1650
	30	750	30	750	84	2100	72	1800
	36	900	36	900	90	2250	78	1950
	42	1050	42	1050	96	2400	84	2100
	48	1200	48	1200	102	2550	90	2250
	54	1350	54	1350	108	2700	96	2400
	60	1500	60	1500	114	2850	102	2550
Dual	72	1800	72	1800	126	3150	114	2850
	60	1500	60	1500	120	3000	108	2700
	72	1800	72	1800	132	3300	120	3000
	84	2100	84	2100	144	3600	132	3300
	96	2400	96	2400	156	3900	144	3600
	120	3000	120	3000	180	4500	168	4200



*For special extra long pole length requirements a Pole Extender Kit (#76024) is available that provides 30" (750mm) of extended pole length. (page 123). Pole Diameter - 2-7/8" (73mm)

Clearance Guidelines for Installation

VERSION	HORIZONTAL CLEARANCE REQUIRED		VERTICAL CLEARANCE REQUIRED	
	in.	mm	in.	mm
Single	4-1/2	114	10	254
Dual	4-1/2	114	11-3/4	298



Aluminum Content

ALUMINUM ALLOY TYPE	PERCENT	
	Mg Magnesium	Ti Titanium
6061	1.0%	0.0%

Specifications:

- Maximum Belt Speed 1000 FPM (5M/sec)
- Temperature Rating -30°F to 180°F (-35°C to 82°C)
- Usable Blade Wear Length 3/8" (9mm)
- Blade Materials..... C-Tip: Impact Resistant Tungsten Carbide (works with mechanical fasteners)
V-Tip: Long Life Tungsten Carbide (for vulcanized belts only)
- Available for Belt Widths..... 24" to 120" (600 to 3000 mm). Other sizes available upon request.

U.S. Patent No. 7,987,966; Patent Pending

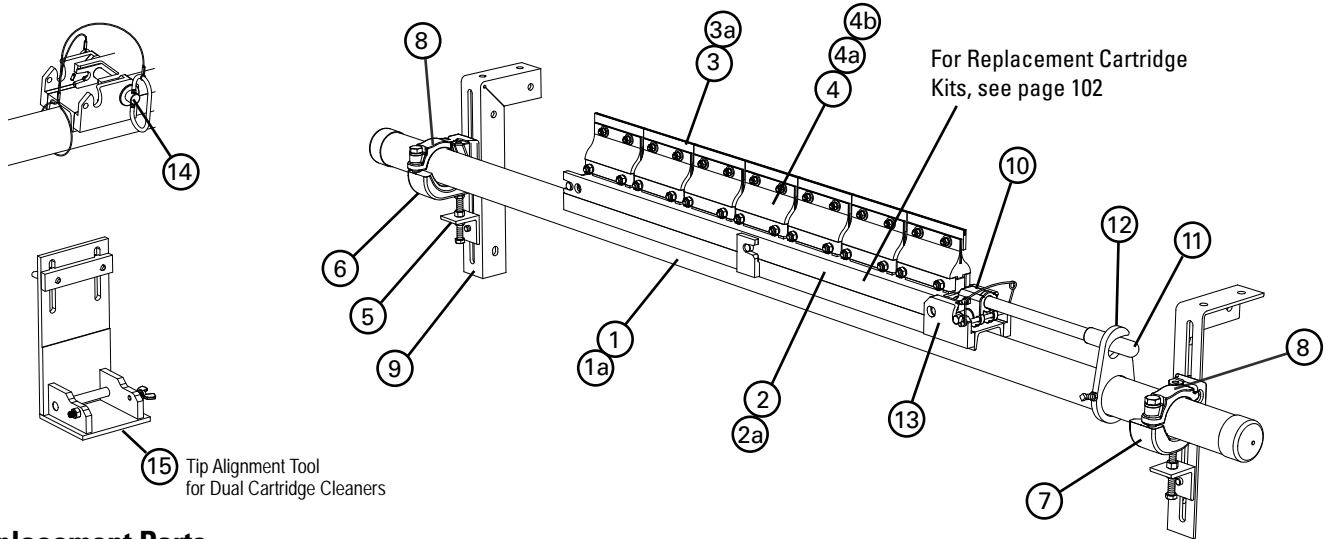
GOODYEAR
GOODYEARBELTING.COM

Call Toll Free: 1-866-711-4673
International: +1-727-342-5086

We Ship
World Wide

Replacement Parts List

R-Type® ESAC Secondary Cleaner with Enhanced Service Advantage Cartridge



Replacement Parts

REF	DESCRIPTION	ORDERING NUMBER	ITEM CODE	WT. LBS.
1	ESAC Cartridge Pole 24"	SACPL-24/600	77887	65.4
	ESAC Cartridge Pole 30"	SACPL-30/750	77888	71.2
	ESAC Cartridge Pole 36"	SACPL-36/900	77889	77.1
	ESAC Cartridge Pole 42"	SACPL-42/1050	77890	82.9
	ESAC Cartridge Pole 48"	SACPL-48/1200	77891	88.8
	ESAC Cartridge Pole 54"	SACPL-54/1350	77892	94.6
	ESAC Cartridge Pole 60"	SACPL-60/1500	77893	100.5
	ESAC Cartridge Pole 72"	SACPL-72/1800	77894	112.2
	ESAC Cartridge Center Pole 60" (Dual)	SACPL2-60/1500	77895	77.3
	ESAC Cartridge Center Pole 72" (Dual)	SACPL2-72/1800	77896	89.5
	ESAC Cartridge Center Pole 84" (Dual)	SACPL2-84/2100	77897	101.8
	ESAC Cartridge Center Pole 96" (Dual)	SACPL2-96/2400	77898	114.1
ESAC Cartridge Center Pole 120" (Dual)	SACPL2-120/3000	77899	142.3	
1a	Extender Pole (for use with Dual Cartridge Center Pole)	MHP-EP	76392	54.0
2	ESAC Cartridge 24"	CART-24/600	77900	3.5
	ESAC Cartridge 30"	CART-30/750	77901	4.3
	ESAC Cartridge 36"	CART-36/900	77902	5.1
	ESAC Cartridge 42"	CART-42/1050	77903	5.9
	ESAC Cartridge 48"	CART-48/1200	77904	6.7
	ESAC Cartridge 54"	CART-54/1350	77905	7.4
	ESAC Cartridge 60"	CART-60/1500	77906	8.4
	ESAC Cartridge 72"	CART-72/1800	77907	10.0
	ESAC Cartridge 60" (Dual)	CART2-60/1500	77908	8.6
	ESAC Cartridge 72" (Dual)	CART2-72/1800	77909	10.2
2a	ESAC Cartridge 84" (Dual)	CART2-84/2100	77910	11.7
	ESAC Cartridge 96" (Dual)	CART2-96/2400	77911	13.3
	ESAC Cartridge 120" (Dual)	CART2-120/3000	77912	16.8
	ESAC Cartridge R-Type Adapter Plate 24"	RCAP-24/600	77921	6.3
	ESAC Cartridge R-Type Adapter Plate 30" §	RCAP-30/750	77922	7.9
	ESAC Cartridge R-Type Adapter Plate 36" §	RCAP-36/900	77923	9.4
	ESAC Cartridge R-Type Adapter Plate 42" §	RCAP-42/1050	77924	11.1
	ESAC Cartridge R-Type Adapter Plate 48" §	RCAP-48/1200	77925	12.6
ESAC Cartridge R-Type Adapter Plate 54"	RCAP-54/1350	77926	14.2	
ESAC Cartridge R-Type Adapter Plate 60" §	RCAP-60/1500	77927	15.8	
ESAC Cartridge R-Type Adapter Plate 72"	RCAP-72/1800	77928	19.0	

§ If using a dual cartridge, please take the cleaner size and divide by two. That dimension is the size of the brackets needed for conversion to a P-Type cleaner.

REF	DESCRIPTION	ORDERING NUMBER	ITEM CODE	WT. LBS.
3	C-Tip*	ICT6	74535	0.7
3a	R V-Tip* (for vulcanized belts only)	RSA150	73628	1.3
4	R2 C-Tip Cushion*	RSA	76249	2.0
4a	R-Type Cushion SS Neoprene* (oil resistant)	RSSC	77046	3.0
4b	R-Type Cushion Neoprene* (oil resistant)	RNC	74985	3.0
5	Adjusting Bracket Kit* (1 ea.)	PAB	75513	1.5
6	HD Pole Clamp Kit Left* (1 ea.) (incl. item 8)	CCKHDL	79225	8.7
7	HD Pole Clamp Kit Right* (1 ea.) (incl. item 8)	CCKHDR	79229	8.7
8	HD Cradle Clamp Top Strap (1 ea.) for use with L or R HD Pole Clamp Kit	CCKHDS	79233	1.7
9	Mounting Bracket Kit (1 Right and 1 Left)	EZS2MBK	75666	13.0
-	HD Cradle Clamp Mounting Kit* (incl. 2 items 5; 1 ea. items 6, 7 & 9)	CCMKHD	78920	36.7
10	ESAC Removal Knuckle	SACRKN	77882	3.2
11	ESAC Removal Handle	SACRH	77883	3.0
12	ESAC Handle Lock Plate	SACRHL	77884	1.7
13	Knuckle Retainer Pin	SACKRP	77885	0.2
14	SAC Hitch Pin	SACHP2	77768	0.9
-	ESAC Removal Kit (includes 1 ea. items 10-14)	SACRKT	77886	9.0
15	ESAC Cartridge Tip Alignment Tool (Dual)	SAC2-TIP-TL	77866	2.5

*Hardware Included
Lead Time: 1 working day

■ Shaded items are made to order.
Lead time: 15 working days

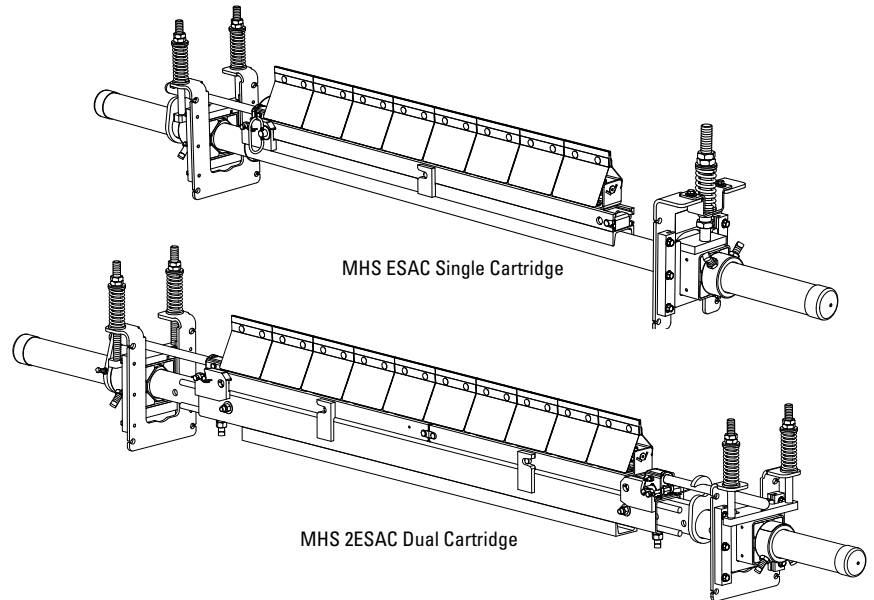
Product Ordering Information

MHS ESAC HD Secondary Cleaner with Enhanced Service Advantage Cartridge

MHS ESAC Secondary with C-Tips

BELT WIDTH		ORDERING NUMBER	ITEM CODE	WT. LBS.
in.	mm			
24	600	MHS-24-ESAC	77840	195.0
30	750	MHS-30-ESAC	77841	206.5
36	900	MHS-36-ESAC	77842	218.5
42	1050	MHS-42-ESAC	77843	230.1
48	1200	MHS-48-ESAC	77844	241.6
54	1350	MHS-54-ESAC	77845	253.2
60	1500	MHS-60-ESAC	77846	264.9
72	1800	MHS-72-ESAC	77847	288.4
60	1500	MHS-60-2ESAC	77848	309.1
72	1800	MHS-72-2ESAC	77849	332.9
84	2100	MHS-84-2ESAC	77850	356.6
96	2400	MHS-96-2ESAC	77851	381.1
120	3000	MHS-120-2ESAC	77852	432.5

Lead time: 1 working day



MHS ESAC Secondary with V-Tips

BELT WIDTH		ORDERING NUMBER	ITEM CODE	WT. LBS.
in.	mm			
24	600	MHS-24V-ESAC	77853	195.0
30	750	MHS-30V-ESAC	77854	206.5
36	900	MHS-36V-ESAC	77855	218.5
42	1050	MHS-42V-ESAC	77856	230.1
48	1200	MHS-48V-ESAC	77857	241.6
54	1350	MHS-54V-ESAC	77858	253.2
60	1500	MHS-60V-ESAC	77859	264.9
72	1800	MHS-72V-ESAC	77860	288.4
60	1500	MHS-60V-2ESAC	77861	309.1
72	1800	MHS-72V-2ESAC	77862	332.9
84	2100	MHS-84V-2ESAC	77863	356.6
96	2400	MHS-96V-2ESAC	77864	381.1
120	3000	MHS-120V-2ESAC	77865	432.5

*NOTE: V-Tips can be used ONLY on vulcanized belts.

Lead time: 1 working day

Shaded items are made to order.
Lead time: 15 working days

Replacement Tips

ORDERING NUMBER	ITEM CODE	WT. LBS.
ICT6	74535	0.7
RSA150	73628	1.3

Lead time: 1 working day

Replacement Shields

ORDERING NUMBER	ITEM CODE	WT. LBS.
PFS-ESAC	79073	.5
PFRS	76622	.4

Lead time: 1 working day

Tips Required per Cleaner Size

in.	24	30	36	42	48	54	60	72	84	96	120
mm	600	750	900	1050	1200	1350	1500	1800	2100	2400	3000
C-Tips or V-Tips Required	4	5	6	7	8	9	10	12	14	16	20

Product Notes:

- Patent-pending Enhanced Service Advantage Cartridge™ allows for easy removal in even the dirtiest conditions.
- Heavy-duty design to deliver maximum cleaning efficiency on the most demanding, abusive beltlines.
- Pole Length: Belt width plus 54" (1350mm) (single cartridge cleaners); Belt width plus 60" (1500mm) (dual cartridge cleaners).
- Patented PowerFlex™ cushion design to maintain continuous blade-to-belt contact and quick relief from passing mechanical splices.
- C-Tips are for mechanically fastened or vulcanized belts. V-Tips are for vulcanized belts only.
- Visual Blade Tension Check: Measure the tension spring and refer to Spring Length Chart on mounting base for the correct length for best cleaning performance.
- Tensioner mounting brackets included for fast and easy installation.
- Cartridge Removal Kit included for easy removal of the cartridge.

U.S. Patent No. 7,987,966; Patent Pending

GOODYEAR
GOODYEARBELTING.COM

Call Toll Free: 1-866-711-4673
International: +1-727-342-5086

**We Ship
World Wide**

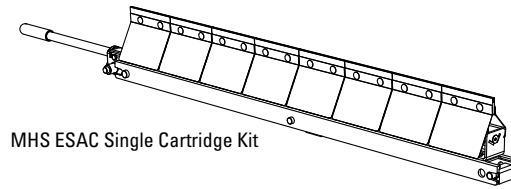
Product Ordering Information

MHS ESAC HD Secondary Cleaner Replacement Cartridge Kits

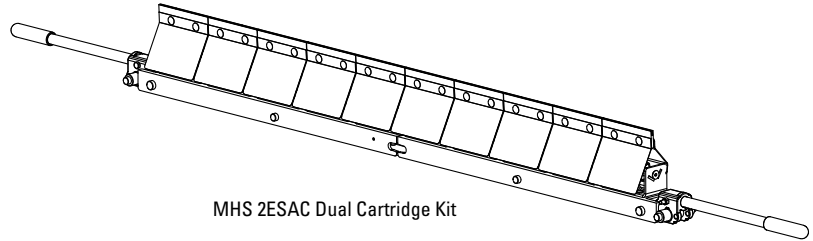
MHS ESAC Cartridge Kits with C-Tips

BELT WIDTH		ORDERING NUMBER	ITEM CODE	WT. LBS.
in.	mm			
24	600	MHS-CARK-C24/600	77929	29.4
30	750	MHS-CARK-C30/750	77930	35.1
36	900	MHS-CARK-C36/900	77931	40.8
42	1050	MHS-CARK-C42/1050	77932	46.5
48	1200	MHS-CARK-C48/1200	77933	52.3
54	1350	MHS-CARK-C54/1350	77934	58.0
60	1500	MHS-CARK-C60/1500	77935	63.8
72	1800	MHS-CARK-C72/1800	77936	75.3
60	1500	MHS-CARK2-C60/1500	77945	70.2
72	1800	MHS-CARK2-C72/1800	77946	81.6
84	2100	MHS-CARK2-C84/2100	77947	93.1
96	2400	MHS-CARK2-C96/2400	77948	104.5
120	3000	MHS-CARK2-C120/3000	77949	127.7

Lead time: 1 working day



MHS ESAC Single Cartridge Kit



MHS 2ESAC Dual Cartridge Kit

MHS ESAC Cartridge Kits with V-Tips

BELT WIDTH		ORDERING NUMBER	ITEM CODE	WT. LBS.
in.	mm			
24	600	MHS-CARK-V24/600	77937	29.4
30	750	MHS-CARK-V30/750	77938	35.1
36	900	MHS-CARK-V36/900	77939	40.8
42	1050	MHS-CARK-V42/1050	77940	46.5
48	1200	MHS-CARK-V48/1200	77941	52.3
54	1350	MHS-CARK-V54/1350	77942	58.0
60	1500	MHS-CARK-V60/1500	77943	63.8
72	1800	MHS-CARK-V72/1800	77944	75.3
60	1500	MHS-CARK2-V60/1500	77950	70.2
72	1800	MHS-CARK2-V72/1800	77951	81.6
84	2100	MHS-CARK2-V84/2100	77952	93.1
96	2400	MHS-CARK2-V96/2400	77953	104.5
120	3000	MHS-CARK2-V120/3000	77954	127.7

*NOTE: V-Tips can be used ONLY on vulcanized belts.

Lead time: 1 working day

Shaded items are made to order.

Lead time: 15 working days

U.S. Patent No. 7,987,966; Patent Pending

GOODYEAR
GOODYEARBELTING.COM

Call Toll Free: 1-866-711-4673
International: +1-727-342-5086

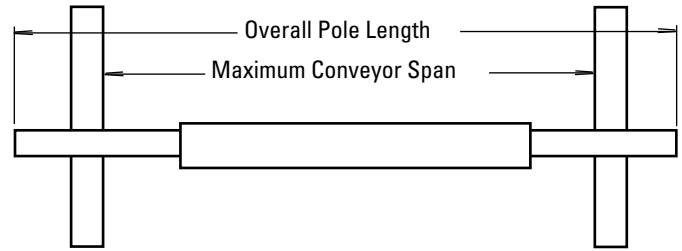
**We Ship
World Wide**

Specifications & Guidelines

MHS ESAC HD Secondary Cleaner with Enhanced Service Advantage Cartridge

Pole Length Specifications*

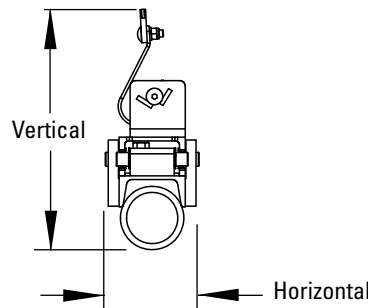
VERSION	CLEANER SIZE		BLADE WIDTH		POLE LENGTH		MAXIMUM CONVEYOR SPAN	
	in.	mm	in.	mm	in.	mm	in.	mm
Single	24	600	24	600	78	1950	66	1650
	30	750	30	750	84	2100	72	1800
	36	900	36	900	90	2250	78	1950
	42	1050	42	1050	96	2400	84	2100
	48	1200	48	1200	102	2550	90	2250
	54	1350	54	1350	108	2700	96	2400
	60	1500	60	1500	114	2850	102	2550
	72	1800	72	1800	126	3150	114	2850
Dual	60	1500	60	1500	120	3000	108	2700
	72	1800	72	1800	132	3300	120	3000
	84	2100	84	2100	144	3600	132	3300
	96	2400	96	2400	156	3900	144	3600
	120	3000	120	3000	180	4500	168	4200



*For special extra long pole length requirements a Pole Extender Kit (#76024) is available that provides 30" (750mm) of extended pole length. (page 123). Pole Diameter - 2-7/8" (73mm)

Clearance Guidelines for Installation

VERSION	HORIZONTAL CLEARANCE REQUIRED		VERTICAL CLEARANCE REQUIRED	
	in.	mm	in.	mm
Single	4-1/2	114	11	279
Dual	4-1/2	114	12-1/2	318



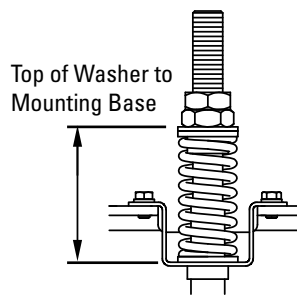
Aluminum Content

ALUMINUM ALLOY TYPE	PERCENT	
	Mg Magnesium	Ti Titanium
6061	1.0%	0.0%

Spring Length Chart for SST Spring Tensioner

BLADE WIDTH	WHITE SPRING	SILVER SPRING	BLACK SPRING
24"	3 1/8"	3 7/8"	N/A
30"	2 7/8"	3 3/4"	N/A
36"	N/A	3 3/4"	3 7/8"
42"	N/A	3 5/8"	3 3/4"
48"	N/A	3 1/2"	3 5/8"
54"	N/A	3 3/8"	3 5/8"
60"	N/A	3 1/4"	3 1/2"
72"	N/A	N/A	3 3/8"

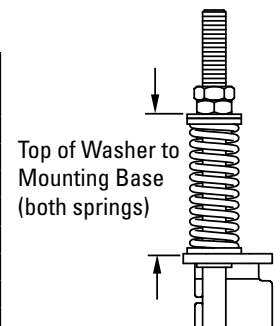
Shading indicates preferred spring option



Spring Length Chart for CST Spring Tensioner

BLADE WIDTH	WHITE SPRING	SILVER SPRING	BLACK SPRING	GOLD SPRING
24"	3 1/8"	3 7/8"	N/A	N/A
30"	2 7/8"	3 3/4"	N/A	N/A
36"	N/A	3 3/4"	3 7/8"	N/A
42"	N/A	3 5/8"	3 3/4"	N/A
48"	N/A	3 1/2"	3 5/8"	N/A
54"	N/A	3 3/8"	3 5/8"	N/A
60"	N/A	3 1/4"	3 1/2"	4"
72"	N/A	N/A	3 3/8"	4"
84"	N/A	N/A	3 1/8"	3 7/8"
96"	N/A	N/A	N/A	3 7/8"
120"	N/A	N/A	N/A	3 5/8"

Shading indicates preferred spring option



Specifications:

- Maximum Belt Speed 1200 FPM (6M/sec)
- Temperature Rating -30°F to 180°F (-35°C to 82°C)
- Usable Blade Wear Length 3/8" (9mm)
- Blade Materials C-Tip: Impact Resistant Tungsten Carbide (works with mechanical fasteners)
V-Tip: Long Life Tungsten Carbide (for vulcanized belts only)
- Available for Belt Widths 24" to 120" (600 to 3000 mm). Other sizes available upon request.

U.S. Patent No. 7,987,966; Patent Pending

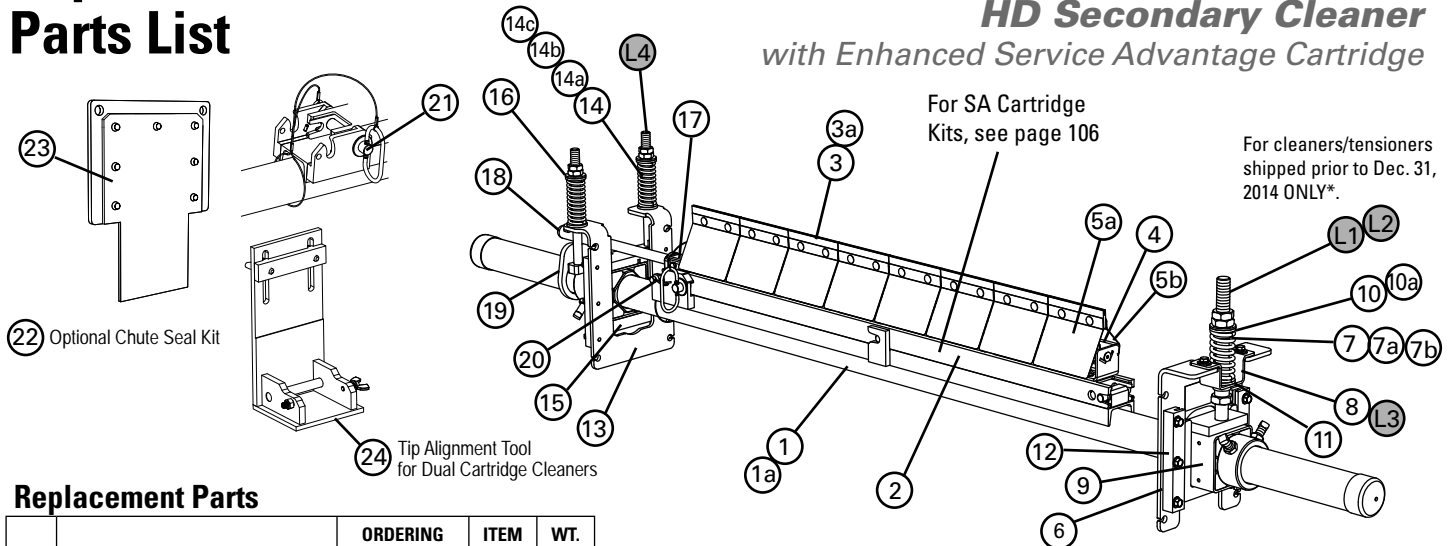
GOODYEAR
GOODYEARBELTING.COM

Call Toll Free: 1-866-711-4673
International: +1-727-342-5086

**We Ship
World Wide**

Replacement Parts List

MHS ESAC HD Secondary Cleaner with Enhanced Service Advantage Cartridge



Replacement Parts

REF	DESCRIPTION	ORDERING NUMBER	ITEM CODE	WT. LBS.
1	ESAC Cartridge Pole 24"	SACPL-24/600	77887	65.4
	ESAC Cartridge Pole 30"	SACPL-30/750	77888	71.2
	ESAC Cartridge Pole 36"	SACPL-36/900	77889	77.1
	ESAC Cartridge Pole 42"	SACPL-42/1050	77890	82.9
	ESAC Cartridge Pole 48"	SACPL-48/1200	77891	88.8
	ESAC Cartridge Pole 54"	SACPL-54/1350	77892	94.6
	ESAC Cartridge Pole 60"	SACPL-60/1500	77893	100.5
	ESAC Cartridge Pole 72"	SACPL-72/1800	77894	112.2
	ESAC Cartridge Center Pole 60" (Dual)	SACPL2-60/1500	77895	77.3
	ESAC Cartridge Center Pole 72" (Dual)	SACPL2-72/1800	77896	89.5
	ESAC Cartridge Center Pole 84" (Dual)	SACPL2-84/2100	77897	101.8
ESAC Cartridge Center Pole 96" (Dual)	SACPL2-96/2400	77898	114.1	
ESAC Cartridge Center Pole 120" (Dual)	SACPL2-120/3000	77899	142.3	
1a	Extender Pole (for use with Dual Cartridge Center Pole)	MHP-EP	76392	54.0
2	ESAC Cartridge 24"	CART-24/600	77900	3.5
	ESAC Cartridge 30"	CART-30/750	77901	4.3
	ESAC Cartridge 36"	CART-36/900	77902	5.1
	ESAC Cartridge 42"	CART-42/1050	77903	5.9
	ESAC Cartridge 48"	CART-48/1200	77904	6.7
	ESAC Cartridge 54"	CART-54/1350	77905	7.4
	ESAC Cartridge 60"	CART-60/1500	77906	8.4
	ESAC Cartridge 72"	CART-72/1800	77907	10.0
	ESAC Cartridge 60" (Dual)	CART2-60/1500	77908	8.6
	ESAC Cartridge 72" (Dual)	CART2-72/1800	77909	10.2
	ESAC Cartridge 84" (Dual)	CART2-84/2100	77910	11.7
	ESAC Cartridge 96" (Dual)	CART2-96/2400	77911	13.3
	ESAC Cartridge 120" (Dual)	CART2-120/3000	77912	16.8
3	C-Tip*	ICT6	74535	0.7
3a	V-Tip* (for vulcanized belts only)	RSA150	73628	1.3
4	PowerFlex™ Cushion*	PFC	75927	4.2
5a	PowerFlex Front Shield	PFS-ESAC	79073	.5
5b	PowerFlex Reversing Shield	PFRS	76622	.4
6	SST HD Mounting Base Kit* (incl. 1 mounting base, 2 slide guides, top hat bracket, & bottom bushing)	SSTHDMK	77870	10.2
7	SST Spring - White (1 ea.) for belts 18"-30" (450-750 mm)	STS-W	75846	0.5
7a	SST Spring - Silver (1 ea.) for belts 36"-48" (900-1200 mm)	STS-S	75843	0.8
7b	SST Spring - Black (1 ea.) for belts 54"-84" (1350-2100 mm)	STS-B	75844	1.0
8	SST Hat Bracket (pair)	SSTHB	79582	3.5
9	HD Torsion Pole Mount* (1 ea.) (includes adjusting rod, 3 nuts & sleeve) (See 9 & 9a for bushings)	SSTHDPM	77868	15.0
10	SST Bushing Kit - White/Silver	SSTBK-W	76636	0.1
10a	SST Bushing Kit - Black/Gold	SSTBK-B	76637	0.1
11	SST Lower Bushing Kit (pair)	SSTLBK	79493	0.1
12	SST Slide Guide Kit	STGK2	77867	1.1
-	SST HD Cartridge Tensioner - White (includes 1 ea. item 6, 7, 9, 10) for belts 18"-30" (450-750 mm)	SST1HD-W	77876	30.3
-	SST HD Cartridge Tensioner - Silver (includes 1 ea. item 6, 7a, 9, 10) for belts 36"-48" (900-1200 mm)	SST1HD-S	77877	30.7
-	SST HD Cartridge Tensioner - Black (includes 1 ea. item 6, 7b, 9, 10a) for belts 54"-84" (1350-2100 mm)	SST1HD-B	77878	31.0

REF	DESCRIPTION	ORDERING NUMBER	ITEM CODE	WT. LBS.
13	CST HD Mounting Base Kit* (incl. 1 mounting base, 2 slide guides, top hat bracket, & bottom bushing)	CSTHDMK	77871	8.5
14	CST Spring - White (1 ea.) for belts 18"-30" (450-750 mm)	CTS-W	77742	0.5
14a	CST Spring - Silver (1 ea.) for belts 36"-48" (900-1200 mm)	CTS-S	77743	0.5
14b	CST Spring - Black (1 ea.) for belts 54"-84" (1350-2100 mm)	CTS-B	77744	0.6
14c	CST Spring - Gold (1 ea.) for belts 96"-120" (2400-3000 mm)	CTS-G	77745	0.8
15	CST HD Torsion Pole Mount* (1 ea.) (incl. 2 adjusting rods, 4 nuts)	CSTHDPM	77869	16.4
16	CST Bushing Kit (includes 4 bushings)	CSTBK	77037	0.1
-	CST HD Cartridge Tensioner - White (incl. 1 ea. item 13, 15, 16 and 2 ea. item 14) for belts 18"-30" (450-750 mm)	CST1HD-W	77872	30.1
-	CST HD Cartridge Tensioner - Silver (incl. 1 ea. item 13, 15, 16 and 2 ea. item 14a) for belts 36"-48" (900-1200 mm)	CST1HD-S	77873	30.1
-	CST HD Cartridge Tensioner - Black (includes 1 ea. item 13, 15, 16 and 2 ea. item 14b) for belts 54"-84" (1350-2100 mm)	CST1HD-B	77874	30.1
-	CST HD Cartridge Tensioner - Gold (includes 1 ea. item 13, 15, 16 and 2 ea. item 14c) for belts 96"-120" (2400-3000 mm)	CST1HD-G	77875	30.7
17	ESAC Removal Knuckle	SACRKN	77882	3.2
18	ESAC Removal Handle	SACRHN	77883	3.0
19	ESAC Handle Lock Plate	SACRHL	77884	1.7
20	Knuckle Retainer Pin	SACKRP	77885	0.2
21	SAC Hitch Pin	SACHP2	77768	0.9
-	ESAC Removal Kit (includes 1 ea. item 17, 18, 19, 20, 21)	SACRKT	77886	9.0
22	ESAC Chute Seal Kit	SACSK	77052	3.9
23	ESAC Chute Seal Replacement Cover	SACSRC	77065	0.5
24	ESAC Cartridge Tip Alignment Tool (Dual)	SAC2-TIP-TL	77866	2.5

*Hardware Included Lead Time: 1 working day

Legacy Replacement Parts for Tensioners shipped prior to Dec. 31, 2014*

L1	SST Adj Rod Kit* (incl. 1 rod, 2 nuts, 2 bushings, 1 washer) for belts 18"-60" (450-1500 mm)	STAK	75847	2.9
L2	SST HD Adj Rod Kit* (incl. 1 rod, 2 nuts, 2 HD bushings, 1 washer) for belts 72"-84" (1800-2100 mm)	STAKHD	75892	3.0
L3	Legacy SST Hat Channel Kit	SSTHK	79070	1.5
L4	CST Adj Rod Kit (incl. 2 rods, 4 nuts, 4 bushings, 2 washers)	CSTAK	77031	3.3

*Hardware Included Lead Time: 1 working day

*Verify if legacy parts are needed by looking at threaded rod. If it has standard threads, use legacy parts. If it has flat/acme threads, choose from regular replacement parts.



Shaded items are made to order. Lead time: 15 working days

GOODYEAR
GOODYEARBELTING.COM

Call Toll Free: 1-866-711-4673
International: +1-727-342-5086

**We Ship
World Wide**

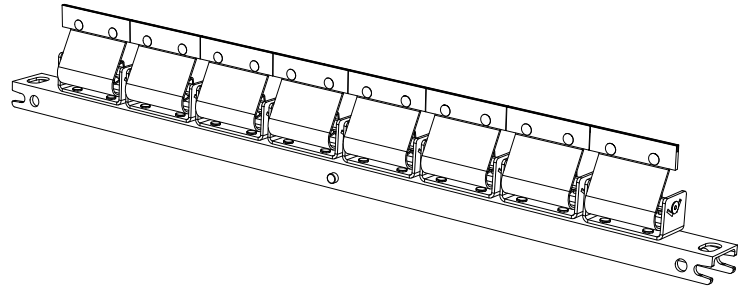
Product Ordering Information

MHS SAC
HD Secondary Cleaner
Legacy Replacement Cartridge Kits

MHS SAC Cartridge Kits with C-Tips

BELT WIDTH		ORDERING NUMBER	ITEM CODE	WT. LBS.
in.	mm			
24	600	SACK-C24	77003	24.4
30	750	SACK-C30	77004	30.2
36	900	SACK-C36	77005	36.1
42	1050	SACK-C42	77006	41.9
48	1200	SACK-C48	77007	47.8
54	1350	SACK-C54	77008	53.6
60	1500	SACK-C60	77009	59.6
72	1800	SACK-C72	77010	71.3

Lead time: 4 weeks

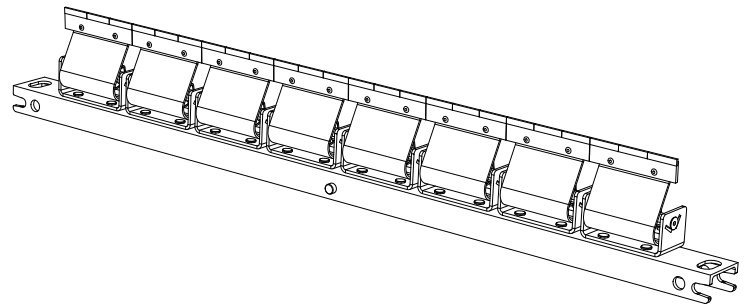


MHS SAC Cartridge Kits with V-Tips*

BELT WIDTH		ORDERING NUMBER	ITEM CODE	WT. LBS.
in.	mm			
24	600	SACK-V24	77011	24.4
30	750	SACK-V30	77012	30.2
36	900	SACK-V36	77013	36.1
42	1050	SACK-V42	77014	41.9
48	1200	SACK-V48	77015	47.8
54	1350	SACK-V54	77016	53.6
60	1500	SACK-V60	77017	59.6
72	1800	SACK-V72	77018	71.3

*NOTE: V-Tips can be used ONLY on vulcanized belts.

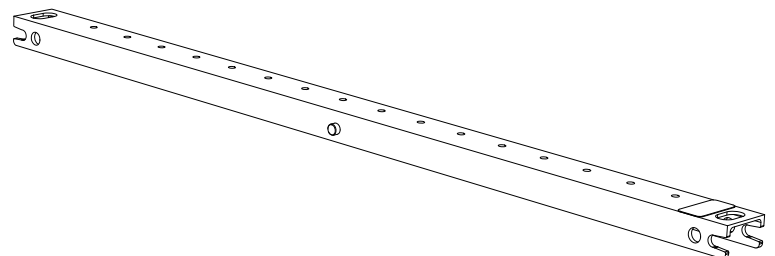
Lead time: 4 weeks



Replacement SAC Cartridges

DESCRIPTION	ORDERING NUMBER	ITEM CODE	WT. LBS.
SA Cartridge 24"	SAC-24	77057	4.1
SA Cartridge 30"	SAC-30	77058	4.9
SA Cartridge 36"	SAC-36	77059	5.7
SA Cartridge 42"	SAC-42	77060	6.5
SA Cartridge 48"	SAC-48	77061	7.3
SA Cartridge 54"	SAC-54	77062	8.0
SA Cartridge 60"	SAC-60	77063	9.0
SA Cartridge 72"	SAC-72	77064	10.6

Lead time: 4 weeks



GOODYEAR
 GOODYEARBELTING.COM

Call Toll Free: 1-866-711-4673
 International: +1-727-342-5086

**We Ship
 World Wide**

Product Ordering Information

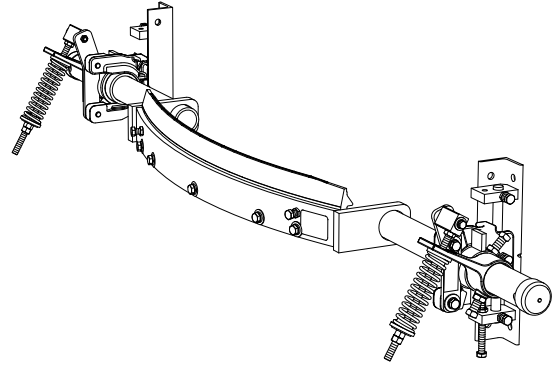
U-Type® Secondary Cleaner with UST Tensioner (Mild Steel)

U-Type® with V-Blade (Tungsten Carbide)*

CLEANER COMPLETE					REPLACEMENT V-BLADE		
BELT WIDTH		ORDERING NUMBER	ITEM CODE	WT. LBS.	ORDERING NUMBER	ITEM CODE	WT. LBS.
in.	mm						
18	450	UTV18	76700	100.0	URVB18/450	76736	5.0
24	600	UTV24	76701	106.7	URVB24/600	76737	6.7
30	750	UTV30	76702	114.4	URVB30/750	76738	8.4
36	900	UTV36	76703	120.1	URVB36/900	76739	10.1
42	1050	UTV42	76704	126.7	URVB42/1050	76740	11.7
48	1200	UTV48	76705	134.5	URVB48/1200	76741	13.5
54	1350	UTV54	76706	141.0	URVB54/1350	76742	15.0
60	1500	UTV60	76707	148.8	URVB60/1500	76743	16.8
72	1800	UTV72	76708	225.2	URVB72/1800	76744	20.2
84	2100	UTV84	76709	241.5	URVB84/2100	76745	23.5

*NOTE: V-Blades (Tungsten Carbide) can be used on vulcanized belts and mechanically spliced belts ONLY IF the splice is skived (recessed into the belt's cover) (on solid plate splices the bolts must be ground). CAUTION: The V-Blade CANNOT be used on belts with mechanical rip repair fasteners. Use the F-Blade.

Lead time: 1 working day



U-Type® with C-Blade (Impact-Resistant Tungsten Carbide)*

CLEANER COMPLETE					REPLACEMENT C-BLADE		
BELT WIDTH		ORDERING NUMBER	ITEM CODE	WT. LBS.	ORDERING NUMBER	ITEM CODE	WT. LBS.
in.	mm						
18	450	UTC18	76712	100.0	URCB18/450	76748	5.0
24	600	UTC24	76713	106.7	URCB24/600	76749	6.7
30	750	UTC30	76714	114.4	URCB30/750	76750	8.4
36	900	UTC36	76715	120.1	URCB36/900	76751	10.1
42	1050	UTC42	76716	126.7	URCB42/1050	76752	11.7
48	1200	UTC48	76717	134.5	URCB48/1200	76753	13.5
54	1350	UTC54	76718	141.0	URCB54/1350	76754	15.0
60	1500	UTC60	76719	148.8	URCB60/1500	76755	16.8
72	1800	UTC72	76720	225.2	URCB72/1800	76756	20.2
84	2100	UTC84	76721	241.5	URCB84/2100	76757	23.5

*NOTE: C-Blades can be used on Flexco® Solid Plate, mechanically fastened and vulcanized belts.

Lead time: 1 working day

U-Type® with F-Blade (Urethane)*

CLEANER COMPLETE					REPLACEMENT F-BLADE		
BELT WIDTH		ORDERING NUMBER	ITEM CODE	WT. LBS.	ORDERING NUMBER	ITEM CODE	WT. LBS.
in.	mm						
18	450	UTF18	76724	84.4	UFB18	74448	3.0
24	600	UTF24	76725	90.8	UFB24	74449	4.0
30	750	UTF30	76726	96.6	UFB30	74450	5.0
36	900	UTF36	76727	102.4	UFB36	74451	6.0
42	1050	UTF42	76728	108.0	UFB42	74452	7.0
48	1200	UTF48	76729	114.1	UFB48	74453	8.0
54	1350	UTF54	76730	119.5	UFB54	74454	9.0
60	1500	UTF60	76731	125.4	UFB60	74455	10.0
72	1800	UTF72	76732	157.5	UFB72	74456	12.0
84	2100	UTF84	76733	172.4	UFB84	74460	14.0

*NOTE: F-Blades (Urethane) can be used on mechanically spliced belts and vulcanized belts.

Lead time: 1 working day

GOODYEAR
GOODYEARBELTING.COM

Call Toll Free: 1-866-711-4673
International: +1-727-342-5086

We Ship
World Wide

Product Ordering Information

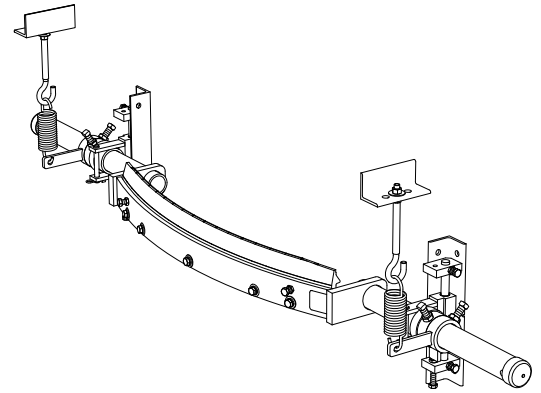
Stainless Steel U-Type[®] Secondary Cleaner with J-Bolt Tensioner

U-Type[®] Stainless w/ V-Blade (Tungsten Carbide)*

CLEANER COMPLETE					REPLACEMENT V-BLADE		
BELT WIDTH		ORDERING NUMBER	ITEM CODE	WT. LBS.	ORDERING NUMBER	ITEM CODE	WT. LBS.
in.	mm						
18	450	UTV450J-S/S	77259	90.0	URVB18/450	76736	5.0
24	600	UTV600J-S/S	77260	96.7	URVB24/600	76737	6.7
30	750	UTV750J-S/S	77261	104.4	URVB30/750	76738	8.4
36	900	UTV900J-S/S	77262	110.1	URVB36/900	76739	10.1
42	1050	UTV1050J-S/S	77263	116.7	URVB42/1050	76740	11.7
48	1200	UTV1200J-S/S	77264	124.5	URVB48/1200	76741	13.5
54	1350	UTV1350J-S/S	77265	131.0	URVB54/1350	76742	15.0
60	1500	UTV1500J-S/S	77267	138.8	URVB60/1500	76743	16.8
72	1800	UTV1800J-S/S	77269	188.2	URVB72/1800	76744	20.2
84	2100	UTV2100J-S/S	77271	204.5	URVB84/2100	76745	23.5

*NOTE: V-Blades (Tungsten Carbide) can be used on vulcanized belts and mechanically spliced belts ONLY IF the splice is skived (recessed into the belt's cover) (on solid plate splices the bolts must be ground).
CAUTION: The V-Blade CANNOT be used on belts with mechanical rip repair fasteners.
For C-Blade or F-Blade cleaners, call for special quote.
304 grade stainless steel

Shaded items are made to order.
Lead time: 5 weeks



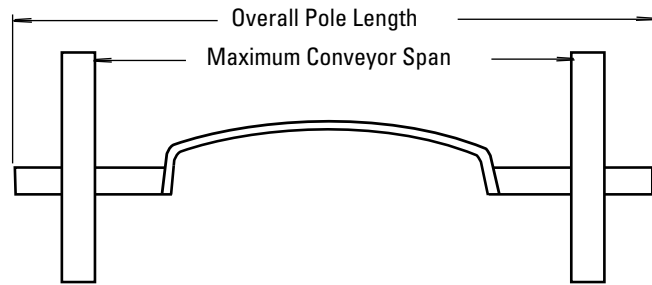
Specifications & Guidelines

U-Type® Secondary Cleaner

Pole Length Specifications

CLEANER SIZE		POLE LENGTH		MAXIMUM CONVEYOR SPAN	
in.	mm	in.	mm	in.	mm
18	450	64	1600	54	1350
24	600	70	1750	60	1500
30	750	76	1900	66	1650
36	900	82	2050	72	1800
42	1050	88	2200	78	1950
48	1200	94	2350	84	2100
54	1350	100	2500	90	2250
60	1500	106	2650	96	2400
72	1800	124	3100	114	2850
84	2100	136	3400	126	3150

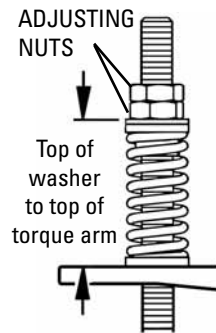
Pole Diameter - 18" to 60" cleaners: 2-3/8" (60mm)
 Pole Diameter - 72" to 84" cleaners: 2-7/8" (75mm)



Spring Length Chart

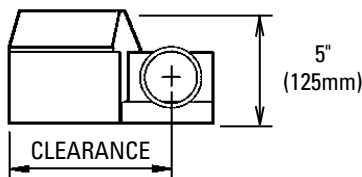
(For Cleaners with UST Tensioners)

BLADE WIDTH		PURPLE SPRING		SILVER SPRING		WHITE SPRING	
in.	mm	in.	mm	in.	mm	in.	mm
18	450	6 1/8	154	6 3/8	160	6 3/8	162
24	600	5 7/8	148	6 1/4	158	6 1/4	159
30	750	5 1/2	140	6 1/8	154	6 1/4	159
36	900	5 3/8	136	6	152	6 1/8	156
42	1050	5	128	5 7/8	150	6 1/8	156
48	1200	N/A	N/A	5 3/4	146	6	152
54	1350	N/A	N/A	5 5/8	142	5 7/8	149
60	1500	N/A	N/A	5 1/2	140	5 7/8	149
72	1800	N/A	N/A	N/A	N/A	5 1/2	140
84	2100	N/A	N/A	N/A	N/A	5 3/8	138



Clearance Guidelines For Installation

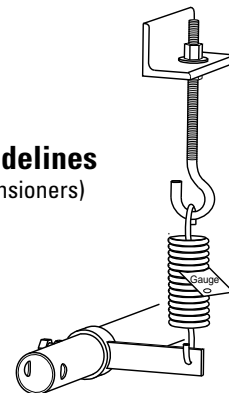
U CLEANER SIZE		CLEARANCE	
in.	mm	in.	mm
18"	450	5 1/2	140
24"	600	6 1/2	166
30"	750	7 1/2	191
36"	900	7 1/2	171
42"	1050	8 1/2	217
48"	1200	9 1/2	242
54"	1350	9 1/2	242
60"	1500	9 1/2	242
72"	1800	10 1/4	261
84"	2100	10 1/4	261



Spring Tensioner Guidelines

(For Cleaners with J-Bolt Tensioners)

- Spring gap = .030" (.7mm)
- * Gauge provided



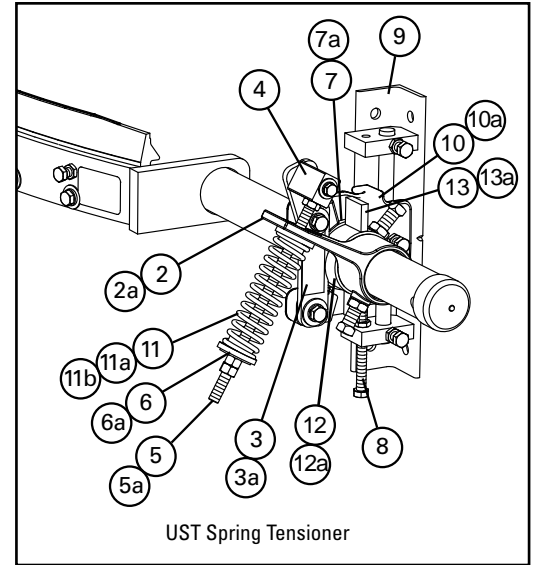
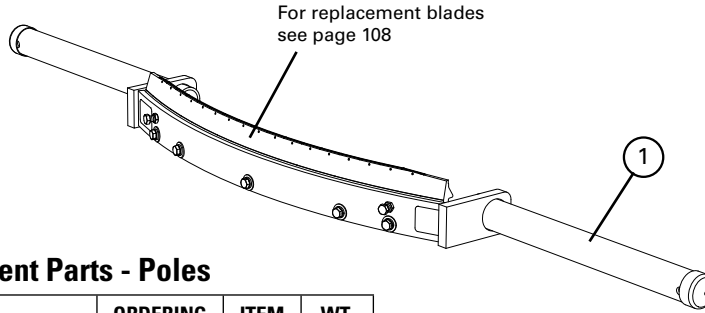
Specifications:

- Maximum Belt Speed.....1300 FPM (6.6M/sec); F-Blade - 1000 FPM (5M/sec)
- Temperature Rating.....-30°F to 180°F (-35°C to 82°C)
- Usable Blade Wear Length.....V-Blade and C-Blade - 3/8" (9mm); F-Blade - 1 3/4" (44mm)
- Available for Belt Widths.....18" to 84" (450 to 2100mm).

Other sizes available upon request.

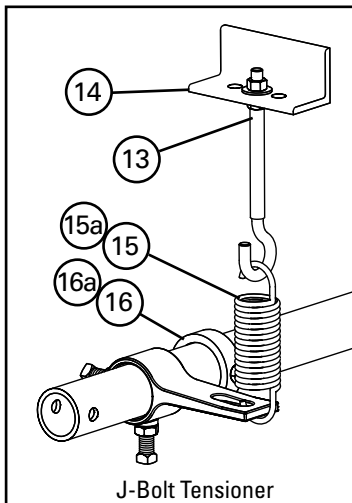
Replacement Parts List

U-Type[®] Secondary Cleaner with UST Tensioner



Replacement Parts - Poles

REF	DESCRIPTION	ORDERING NUMBER	ITEM CODE	WT. LBS.
1	18" (450mm) Pole	USP18/450	76772	45.0
	24" (600mm) Pole	USP24/600	76773	50.0
	30" (750mm) Pole	USP30/750	76774	56.0
	36" (900mm) Pole	USP36/900	76775	60.0
	42" (1050mm) Pole	USP42/1050	76776	65.0
	48" (1200mm) Pole	USP48/1200	76777	71.0
	54" (1350mm) Pole	USP54/1350	76778	76.0
	60" (1500mm) Pole	USP60/1500	76779	82.0
	72" (1800mm) Pole	USP72/1800	76780	125.0
84" (2100mm) Pole	USP84/2100	76781	138.0	



J-Bolt Tensioner

For use in changing UST Spring Tensioner to a J-Bolt Tensioner

Replacement Parts - J-bolt Tensioner

REF	DESCRIPTION	ORDERING NUMBER	ITEM CODE	WT. LBS.
13	J-Bolt (incl. locknut & washer)	STJK	74417	0.7
14	J-Bolt Mount (1 ea.)	STJM	74775	3.0
15	Tension Spring (1 ea.) †	STTS	74419	1.4
15a	HD Tension Spring (1 ea.) §	HDT S	74502	2.0
16	Pole Lock Collar †	EZP1PL	75641	1.1
16a	HD Pole Lock Collar §	MSPPL	75816	1.9
—	J-Bolt Tensioner Kit † (Optional) (incl. 2 ea. items 13, 14, 15, 16)	UBTK	76977	4.7
—	HD J-Bolt Tensioner Kit § (Optional) (incl. 2 ea. items 13, 14, 15a, 16a)	UHDBTK	76978	5.2

† Standard components for blade widths 18"-60" (450-1500mm)
§ HD components for blade widths 72"-84" (1800-2100mm)

Replacement Parts - UST Tensioner

REF	DESCRIPTION	ORDERING NUMBER	ITEM CODE	WT. LBS.
2	Torque Arm Kit* (1 ea.) †Δ	ESTAK-EST	76406	3.6
2a	Torque Arm Kit HD* (1 ea.) §	PSTA	75896	11.4
3	Pivot Shaft Bracket Kit* (1 ea.) †Δ	UPSBK	76784	1.7
3a	Pivot Shaft Bracket Kit HD* (1 ea.) §	QMTPSBK	76099	4.3
4	Pivot Block Kit* (1 ea.) †Δ	UPBK	76785	1.0
5	Pivot Rod Kit* (1 ea.) †Δ	ESPRK	76409	1.2
5a	Pivot Rod Kit HD* (1 ea.) §	QMTPAK	76096	4.3
6	Bushing Kit (incl. 2 bushings) †Δ	ESBK-PS	76410	0.1
6a	Bushing Kit HD (incl. 2 bushings) §	QMTBK-W	76098	0.1
7	Standard Pole Bearing (1 ea.) †Δ	USPB2	79206	0.1
7a	HD Pole Bearing (1 ea.) §	UHPB2	79207	0.2
8	Adjusting Bolt Kit (1 ea.) (incl. locknut)	ABU	76788	0.2
9	Mounting Bracket Kit* (1 ea.)	UMBK	76789	9.7
10	Slide Plate Kit* (1 ea.) †Δ	USPK	76790	4.6
10a	HD Slide Plate Kit* (1 ea.) §	UHSPK	76791	5.2
11	Tension Spring - Purple (1 ea.) †	QMTS-P	75845	0.6
11a	Tension Spring - Silver (1 ea.) Δ	ESS-S	76412	1.2
11b	Tension Spring - White (1 ea.) §	PSTS-W	75898	1.7
12	UST Stop Collar Retrofit Kit* †Δ	USTSCK	79202	5.0
12a	HD UST Stop Collar Retrofit Kit* §	USTSCKHD	79204	7.4
13	Stop Collar*	USTSC	79299	1.5
13a	HD Stop Collar*	USTSCHD	79300	2.0
—	UST Spring Tensioner* - Purple † (incl. 1 ea. items 2, 3, 4, 5, 6, 8, 9, 10, 11)	UST-P	76794	25.0
—	UST Spring Tensioner* - Silver Δ (incl. 1 ea. items 2, 3, 4, 5, 6, 8, 9, 10, 11a)	UST-S	77757	25.0
—	UST Spring Tensioner* - White § (incl. 1 ea. items 2a, 3a, 4, 5a, 6a, 8, 9, 10a, 11b)	UST-W	76795	40.0
—	Standard Mounting Kit* (incl. 1 ea. items 8, 9, 10) † Δ (for blade widths 18"- 60" (450 - 1500mm))	USMK	76792	14.6
—	HD Mounting Kit* (incl. 1 ea. items 8, 9, 10a) § (for blade widths 72"- 96" (1800 - 2400mm))	UHMK	76793	15.5

*Hardware included

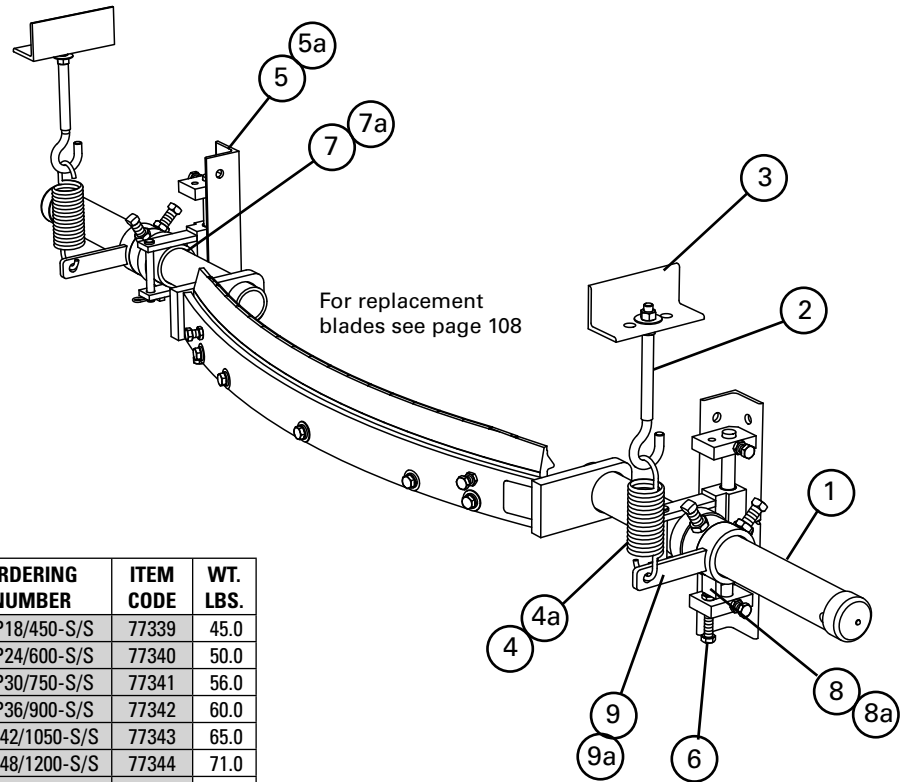
† Standard components for blade widths 18"-42" (450-1050mm)

Δ Standard components for blade widths 48"-60" (1200-1500mm)

§ HD components for blade widths 72"-84" (1800-2100mm)

Replacement Parts List

Stainless Steel U-Type® Secondary Cleaner with J-Bolt Tensioner



U-Type® Stainless Replacement Parts

REF	DESCRIPTION	ORDERING NUMBER	ITEM CODE	WT. LBS.
1	18" (450mm) Pole	USP18/450-S/S	77339	45.0
	24" (600mm) Pole	USP24/600-S/S	77340	50.0
	30" (750mm) Pole	USP30/750-S/S	77341	56.0
	36" (900mm) Pole	USP36/900-S/S	77342	60.0
	42" (1050mm) Pole	USP42/1050-S/S	77343	65.0
	48" (1200mm) Pole	USP48/1200-S/S	77344	71.0
	54" (1350mm) Pole	USP54/1350-S/S	77345	76.0
	60" (1500mm) Pole	USP60/1500-S/S	77347	82.0
	72" (1800mm) Pole	USP72/1800-S/S	77349	125.0
	84" (2100mm) Pole	USP84/2100-S/S	77351	138.0
2	J-Bolt Kit* (incl. locknut and washer)	STJK-S/S	77334	0.7
3	J-Bolt Mount (1 ea.)	STJM-S/S	77332	3.0
4	18 - 60" Tension Spring (1 ea.)	STTS-S/S	75585	1.0
4a	64"+ Tension Spring (1 ea.)	HDTS-S/S	75586	1.5
5	18 - 60" Mounting Bracket Kit (incl. R & L)	USMK-S/S-M	82885	16.0
5a	64"+ Mounting Bracket Kit (incl. R & L)	USMKHD-S/S-M	82886	19.0
6	Adjusting Bolt Kit (incl. locknut)	ABU	76788	1.0
7	18 - 60" UHMW Bearing (1 ea.)	USPB2	79206	1.0
7a	64"+ UHMW Bearing (1 ea.)	UHPB2	79207	1.0
8	18 - 60" Stop Collar* (1 ea.)	UPL-S/S-MT	82810	2.0
8a	64"+ Stop Collar* (1 ea.)	UPLHD-S/S-MT	82811	2.0
9	18 - 60" Adjusting Arm* (1 ea.)	HARK-S/S	77364	2.0
9a	64"+ Adjusting Arm* (1 ea.)	HDARK-S/S	77331	2.0
-	18 - 60" Mounting Kit* (incl. 2 ea. items 2, 3, 4, 5, 6, 7, 8, & 9)	MMKU-S/S	77357	40.0
-	64"+ Mounting Kit* (incl. 2 ea. items 2, 3, 4a, 5a, 6, 7a, 8a, & 9a)	MMKUHD-S/S	77358	43.0

*Hardware included
Lead time: 1 working day

Shaded items are made to order.
Lead time: 5 weeks

GOODYEAR
GOODYEARBELTING.COM

Call Toll Free: 1-866-711-4673
International: +1-727-342-5086

**We Ship
World Wide**

Product Ordering Information

MDWS
Secondary Cleaner
DryWipe for Removing Water

MDWS Secondary Belt Cleaner

BELT WIDTH		ORDERING NUMBER	ITEM CODE	WT. LBS.
in.	mm			
24	600	MDWS-24	75868	115.1
30	750	MDWS-30	75869	122.8
36	900	MDWS-36	75870	127.8
42	1050	MDWS-42	75871	138.3
48	1200	MDWS-48	75872	146.8
54	1350	MDWS-54	75873	154.5
60	1500	MDWS-60	75874	162.2
72	1800	MDWS-72	75875	177.7
84	2100	MDWS-84	76806	193.2
96	2400	MDWS-96	79063	208.7

Lead time: 1 working day



MDWS Secondary Belt Cleaner with SAT2 Tensioner

BELT WIDTH		ORDERING NUMBER	ITEM CODE	WT. LBS.
in.	mm			
24	600	MDWS-24P	78745	115.1
30	750	MDWS-30P	78746	122.8
36	900	MDWS-36P	78747	127.8
42	1050	MDWS-42P	78748	138.3
48	1200	MDWS-48P	78749	146.8
54	1350	MDWS-54P	78750	154.5
60	1500	MDWS-60P	78751	162.2
72	1800	MDWS-72P	78752	177.7
84	2100	MDWS-84P	78753	193.2
96	2400	MDWS-96P	79064	208.7

Lead time: 1 working day



Replacement ConShear™ DW Blades

(Color Identification: Black)

BELT WIDTH		ORDERING NUMBER	ITEM CODE	WT. LBS.
in.	mm			
24	600	CDWB24	75884	12.8
30	750	CDWB30	75885	15.5
36	900	CDWB36	75886	18.3
42	1050	CDWB42	75887	21.0
48	1200	CDWB48	75888	23.8
54	1350	CDWB54	75889	26.5
60	1500	CDWB60	75890	29.2
72	1800	CDWB72	75891	34.7
84	2100	CDWB84	76942	40.5
96	2400	CDWB96	79062	46.3

Actual blade width is belt width + 4".

ConShear DW Blades are black for easy identification.

Lead time: 1 working day

Product Notes:

- The ConShear™ "DryWipe" (DW) Blade is excellent for removing water from the belt. Use as the final cleaner in a cleaning system.
- Actual blade width is belt width plus 4" (100mm). The extra length ensures the water is removed from the belt.
- Pole Length: Belt width plus 60" (1500mm) for cleaners up to 60" (1500mm), belt width plus 54" (1350mm) for cleaners over 60" (1500mm). For longer requirements, see Accessories - Pole Extender Kit (page 123).
- Visual Blade Tension Check: Measure the tension spring and refer to the Spring Length Chart on mounting base for the correct length for best cleaning performance.
- To make cleaner installation easier and quicker, see Optional Mounting Kits (page 123).

U.S. Patent No. D482,508S

GOODYEAR
GOODYEARBELTING.COM

Call Toll Free: 1-866-711-4673
International: +1-727-342-5086

**We Ship
World Wide**

Product Ordering Information

Line Connections for Portable Air Tensioner

Air Tanks

ORDERING NUMBER	ITEM CODE	WT. LBS.
PAT1	78684	13.0
PAT2	78685	13.0



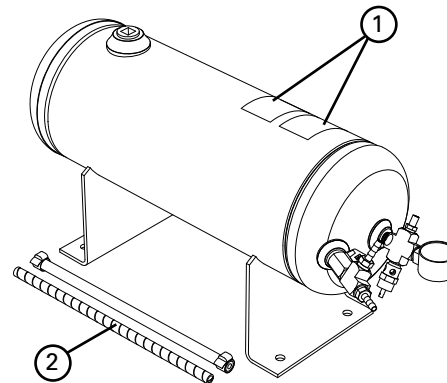
PAT1 (Single)



PAT2 (Dual)

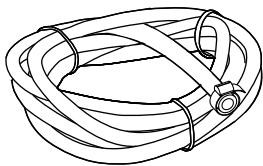
Replacement Parts List

REF	DESCRIPTION	ORDERING NUMBER	ITEM CODE	WT. LBS.
1	Tank Label Kit	PATLK	78791	0.1
2	Tank Hose Kit (incl. 1 ea. 10' hose and 1' poly spiral wrap, 2 hose clamps)	PATHK	78794	1.5



Product Notes:

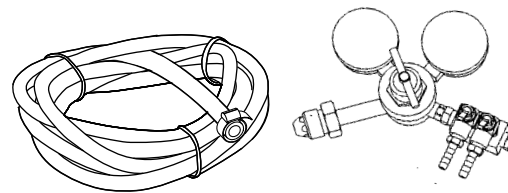
- For use with PAT cleaner assemblies and PAT control box.
- Single for applications with one cleaner, double for applications with two cleaners.
- 150# pop-off valve for safe pressurizing/charging of Air Tank.
- ASME construction.



Air Line Connection for Site-Accessible Air

ORDERING NUMBER	ITEM CODE	WT. LBS.
PATHK*	78794	1.5

* incl. 10' hose, 1' poly spiral wrap, 2 hose clamps



Nitrogen Tank Connection for Site-Provided Nitrogen Tank

ORDERING NUMBER	ITEM CODE	WT. LBS.
PANK*	78799	5.0

* incl. Nitrogen Regulator, 10' hose, 2 hose clamps

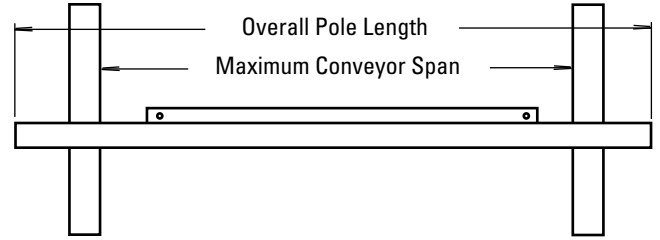
Specifications & Guidelines

MDWS Secondary Cleaner DryWipe for Removing Water

Pole Length Specifications*

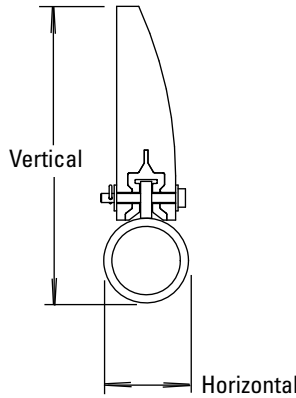
CLEANER SIZE		BLADE WIDTH		POLE LENGTH		MAXIMUM CONVEYOR SPAN	
in.	mm	in.	mm	in.	mm	in.	mm
24	600	28	700	84	2100	68	1700
30	750	34	850	90	2250	74	1850
36	900	40	1000	96	2400	80	2000
42	1050	46	1150	102	2550	86	2150
48	1200	52	1300	108	2700	92	2300
54	1350	58	1450	114	2850	98	2450
60	1500	64	1600	120	3000	104	2600
72	1800	76	1900	126	3150	116	2900
84	2100	88	2200	138	3450	128	3200
96"	2400	100	2500	150	3750	140	3500

*For special extra long pole length requirements a Pole Extender Kit (#76024) is available that provides 30" (750mm) of extended pole length. (page 123).
Pole Diameter - 2-7/8" (73mm)



Clearance Guidelines for Installation

HORIZONTAL CLEARANCE REQUIRED		VERTICAL CLEARANCE REQUIRED	
in.	mm	in.	mm
4	100	10	250



Spring Length Chart

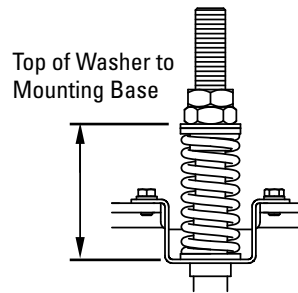
with SST Spring Tensioner

BLADE WIDTH	WHITE SPRING	SILVER SPRING	BLACK SPRING	GOLD SPRING
24"	3 1/8"	3 7/8"	N/A	N/A
30"	2 7/8"	3 3/4"	N/A	N/A
36"	N/A	3 3/4"	3 7/8"	N/A
42"	N/A	3 5/8"	3 3/4"	N/A
48"	N/A	3 1/2"	3 5/8"	N/A
54"	N/A	3 3/8"	3 5/8"	N/A
60"	N/A	3 1/4"	3 1/2"	N/A
72"	N/A	N/A	3 3/8"	3 5/8"
84"	N/A	N/A	3"	3 1/2"
96"	N/A	N/A	N/A	3 3/8"

Shading indicates preferred spring option

PAT Pressure Chart

BLADE WIDTH	PSI
18"	15#
24"	19#
30"	23#
36"	27#
42"	31#
48"	35#
54"	39#
60"	43#
72"	51#
84"	59#
96"	67#



Specifications:

- Maximum Belt Speed 1000 FPM (5M/sec)
- Temperature Rating -30°F to 180°F (-35°C to 82°C)
- Usable Blade Wear Length 4-1/2" (113mm)
- Blade Height 7-1/4" (185mm)
- Blade Urethane with UHMW additive (softer durometer to squeegee water off and additive to enhance blade life)
- Available for Belt Widths 24" to 96" (600 to 2400 mm)
Other sizes available upon request.

U.S. Patent No. D482,508S

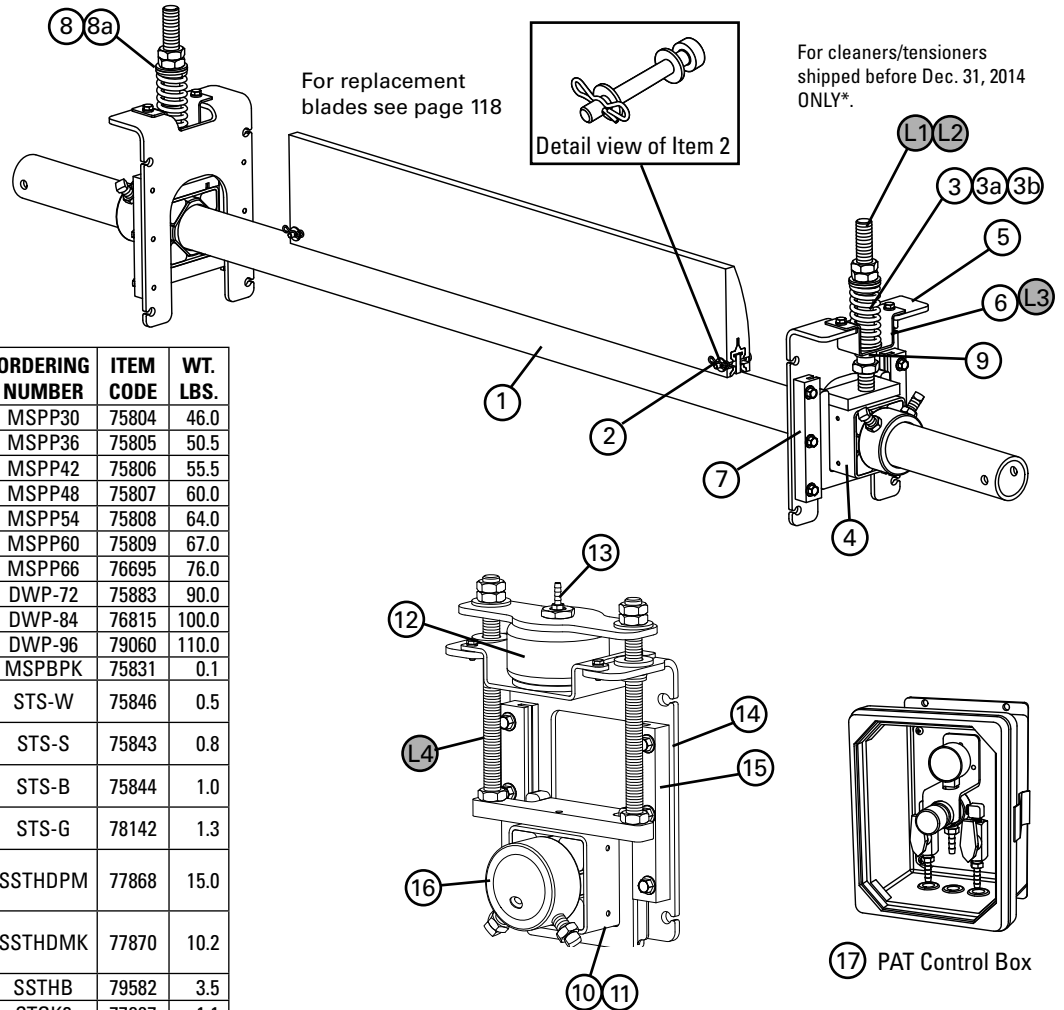
GOODYEAR
GOODYEARBELTING.COM

Call Toll Free: 1-866-711-4673
International: +1-727-342-5086

**We Ship
World Wide**

Replacement Parts List

MDWS Secondary Cleaner DryWipe for Removing Water



Replacement Parts

REF	DESCRIPTION	ORDERING NUMBER	ITEM CODE	WT. LBS.
1	24" (600mm) Pole	MSPP30	75804	46.0
	30" (750mm) Pole	MSPP36	75805	50.5
	36" (900mm) Pole	MSPP42	75806	55.5
	42" (1050mm) Pole	MSPP48	75807	60.0
	48" (1200mm) Pole	MSPP54	75808	64.0
	54" (1350mm) Pole	MSPP60	75809	67.0
	60" (1500mm) Pole	MSPP66	76695	76.0
	72" (1800mm) Pole	DWP-72	75883	90.0
	84" (2100mm) Pole	DWP-84	76815	100.0
96" (2400mm) Pole	DWP-96	79060	110.0	
2	Blade Pin Kit* (1 ea.)	MSPBPK	75831	0.1
3	Tension Spring - White (1 ea.) for belts 18" - 30" (450-750mm)	STS-W	75846	0.5
3a	Tension Spring - Silver (1 ea.) for belts 36" - 60" (900-1500mm)	STS-S	75843	0.8
3b	Tension Spring - Black (1 ea.) for belts 72" - 84" (1800-2100mm)	STS-B	75844	1.0
3c	Tension Spring - Gold (1 ea.) for belts 96" (2400mm)	STS-G	78142	1.3
4	HD Torsion Pole Mount* (1 ea.) (includes adjusting rod, 3 nuts & sleeve) (See 8 & 8a for bushings)	SSTHDP	77868	15.0
5	SST HD Mounting Base Kit* (includes 1 mounting base, 2 slide guides, top hat bracket & bottom bushing)	SSTHDMK	77870	10.2
6	SST Hat Bracket (pair)	SSTHB	79582	3.5
7	SST Slide Guide Kit* (incl. 2 slide guides)	STGK2	77867	1.1
8	SST Bushing Kit - White/Silver (includes 2 bushings)	SSTBK-W	76636	0.1
8a	SST Bushing Kit - Black/Gold (includes 2 bushings)	SSTBK-B	76637	0.1
9	SST Lower Bushing Kit (pair)	SSTLBK	79493	0.1
-	HD Spring Tensioner* - White (includes 2 each items 3, 4, 5 & 8) for belts 18" - 30" (450-750mm)	SST2HD-W	77879	60.6
-	HD Spring Tensioner* - Silver (includes 2 each items 3a, 4, 5 & 8) for belts 36" - 60" (900-1500mm)	SST2HD-S	77880	61.4
-	HD Spring Tensioner* - Black (includes 2 each items 3b, 4, 5 & 8a) for belts 72" - 84" (1800-2100mm)	SST2HD-B	77881	62.0
-	HD Spring Tensioner* - Gold (includes 2 each items 3c, 4, 5 & 8a) for belts 96" (2400mm)	SST2HD-G	79041	62.6

U.S. Patent No. D482,508S

*Hardware Included
Lead time: 1 working day

Legacy Replacement Parts for Tensioners shipped prior to Dec. 31, 2014*

L1	Adjusting Rod Kit (includes 1 rod, 2 nuts, 1 bushing, 1 washer) for belts 24" - 60" (600-1500mm)	STAK	75847	2.9
L2	HD Adjusting Rod Kit (includes 1 rod, 2 nuts, 1 HD bushing, 1 washer) for belts 72"-84" (1800-2100mm)	STAKHD	75892	3.0
L3	Legacy SST Hat Channel Kit	SSTHK	79070	1.5
L4	SAT2 Adjusting Rod Kit	SAT2AK	78733	5.0
-	SST Tensioner Bushing Update Kit (includes 2 lower bushings, 2 sleeve, 2 nuts)	SST-BUK	76943	0.3

Secondary Air Tensioner 2 Replacement Parts

REF	DESCRIPTION	ORDERING NUMBER	ITEM CODE	WT. LBS.
10	SAT2 w/PAT Control Box	SAT2PAT	78735	43.5
11	SAT2 w/o Control Box	SAT2NCB	78703	41.0
12	SAT Air/Water Bag Kit	SATB	76083	5.1
13	SAT 1/8" Hose Barb Kit	SATHB	76084	0.1
14	SAT2 Mounting Base Kit	SAT2MK	78704	11.6
15	ST Slide Guide Kit	STGK2	77867	1.1
16	SAT2 Torsion Pole Mount (incl. threaded rods & 6 nuts)	SAT2PM	78732	11.1
17	PAT Control Box	PACB	78683	11.0

Lead time: 1 working day

Spring Tensioner Selection Chart

CLEANER SIZE	77879 SST2HD-W	77880 SST2HD-S	77881 SST2HD-B	79041 SST2HD-G
MDWS 24" - 30" (600 - 750 mm)	X			
MDWS 36" - 60" (900 - 1500 mm)		X		
MDWS 72" - 84" (1800 - 2100 mm)			X	
MDWS 96" (2400 mm)				X

GOODYEAR
GOODYEARBELTING.COM

Call Toll Free: 1-866-711-4673
International: +1-727-342-5086

We Ship
World Wide

Product Ordering Information

Motorized Brush Cleaner

Motorized Brush Cleaner

BELT WIDTH		ORDERING NUMBER	ITEM CODE	WT. LBS.
in.	mm			
18	450	MBC-18	79494	136.7
24	600	MBC-24	79495	146.5
30	750	MBC-30	79496	150.2
36	900	MBC-36	79497	156.5
42	1050	MBC-42	79498	162.6
48	1200	MBC-48	79499	179.0
54	1350	MBC-54	79500	185.9
60	1500	MBC-60	79501	192.0
72	1800	MBC-72	79502	205.1
84	2100	MBC-84	79503	217.5



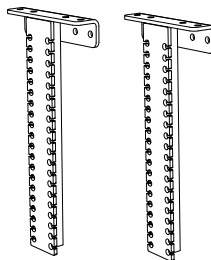
Motorized Brush Cleaner

Replacement Brushes

BELT WIDTH		ORDERING NUMBER	ITEM CODE	WT. LBS.
in.	mm			
18	450	MBRD-18	79514	9.6
24	600	MBRD-24	79515	13.5
30	750	MBRD-30	79516	17.1
36	900	MBRD-36	79517	20.5
42	1050	MBRD-42	79518	23.7
48	1200	MBRD-48	79519	26.8
54	1350	MBRD-54	79520	30.7
60	1500	MBRD-60	79521	33.9
72	1800	MBRD-72	79522	41.0
84	2100	MBRD-84	79523	47.5

Optional Mounting Brackets (Pair)

ORDERING NUMBER	ITEM CODE	WT. LBS.
MBCDBK	79536	28.9



Product Notes:

- Spins opposite the belt direction for optimal cleaning.
- Uniquely patterned bristles aid in reducing material buildup and clogging.
- Adjustable tensioners allow easy brush-to-belt adjustment as the bristles wear.
- Works on mechanically spliced or vulcanized belts.

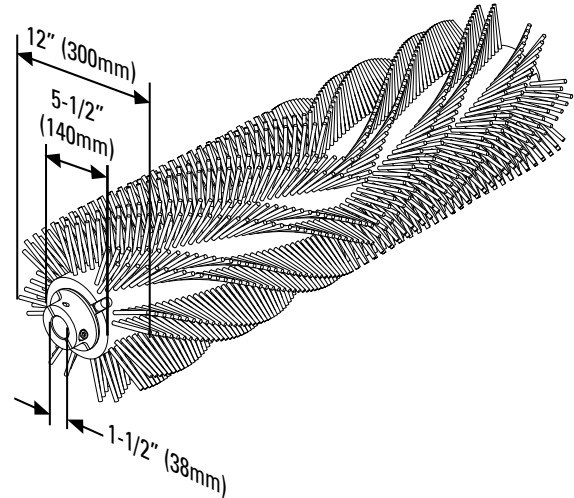
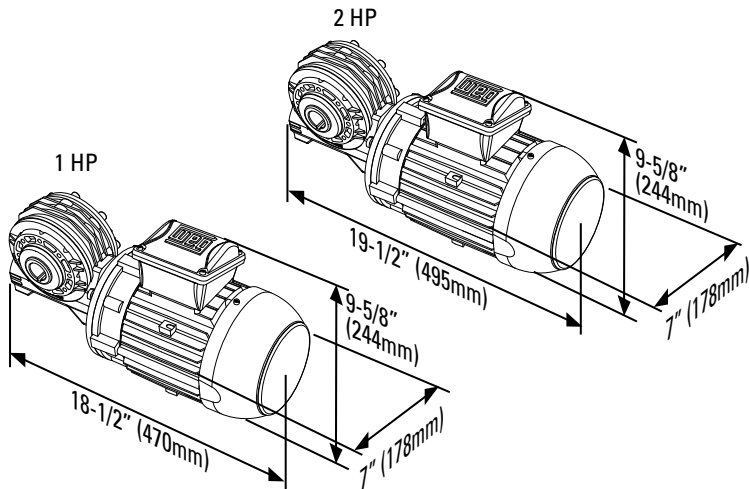
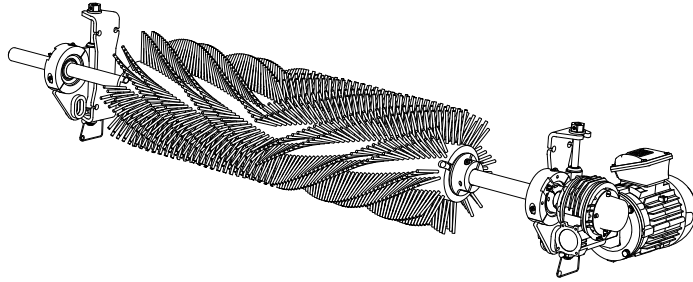
Specifications & Guidelines

Motorized Brush Cleaner

Specifications

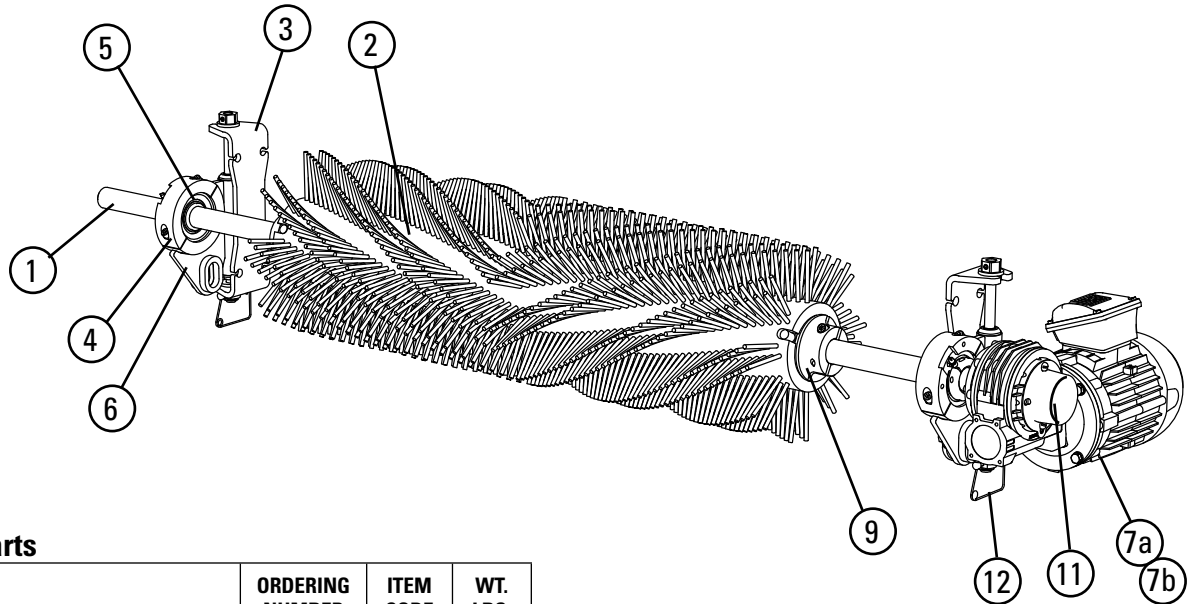
Belt Speed	Up to 700 fpm (3.5M/sec)
Vertical and Horizontal Clearance	12" (305mm)
Temperature Range	-20°F to 180°F (-30°C to 82°C)
Maximum Chevron or Cleat Height	1/2" (13mm)
Bristle Length	3-1/4" (83mm)
Overall Diameter	12" (305mm)
Shaft Length	Belt Width plus 36" (915mm)
Shaft Diameter	1-1/2" (38mm)
Motor HP	1 HP (cleaners 18-42" (450-1050mm))
	2 HP (cleaners 48-84" (1200-2100mm))
Motor voltage	208-230/460VAC 3 Phase*

*Other motors available upon request



Replacement Parts

Motorized Brush Cleaner

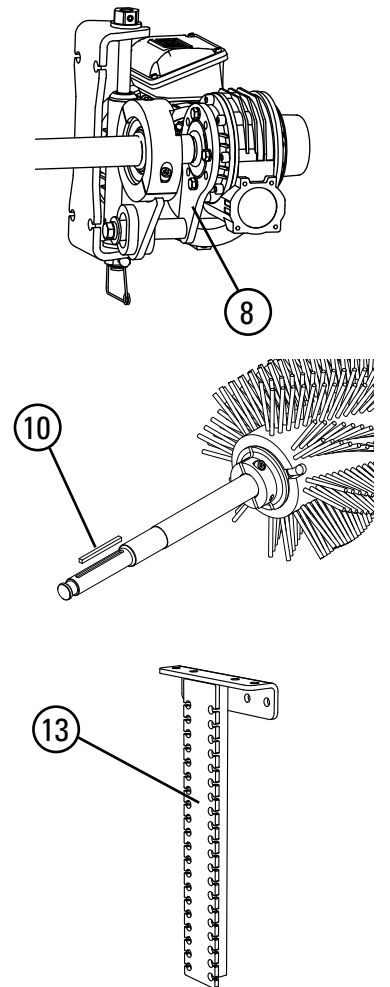


Replacement Parts

REF	DESCRIPTION	ORDERING NUMBER	ITEM CODE	WT. LBS.
1	18" (450mm) Brush Drum Shaft	MBDS-18	79504	24.6
	24" (600mm) Brush Drum Shaft	MBDS-24	79505	27.6
	30" (750mm) Brush Drum Shaft	MBDS-30	79506	30.6
	36" (900mm) Brush Drum Shaft	MBDS-36	79507	33.6
	42" (1050mm) Brush Drum Shaft	MBDS-42	79508	36.6
	48" (1200mm) Brush Drum Shaft	MBDS-48	79509	39.5
	54" (1350mm) Brush Drum Shaft	MBDS-54	79510	42.5
	60" (1500mm) Brush Drum Shaft	MBDS-60	79511	45.5
	72" (1800mm) Brush Drum Shaft	MBDS-72	79512	51.5
	84" (2100mm) Brush Drum Shaft	MBDS-84	79513	57.5
2	18" (450mm) Replacement Brush Drum	MBRD-18	79514	9.6
	24" (600mm) Replacement Brush Drum	MBRD-24	79515	13.5
	30" (750mm) Replacement Brush Drum	MBRD-30	79516	17.1
	36" (900mm) Replacement Brush Drum	MBRD-36	79517	20.5
	42" (1050mm) Replacement Brush Drum	MBRD-42	79518	23.7
	48" (1200mm) Replacement Brush Drum	MBRD-48	79519	26.8
	54" (1350mm) Replacement Brush Drum	MBRD-54	79520	30.7
	60" (1500mm) Replacement Brush Drum	MBRD-60	79521	33.9
	72" (1800mm) Replacement Brush Drum	MBRD-72	79522	41.0
	84" (2100mm) Replacement Brush Drum	MBRD-84	79523	47.5
3	Brush Mounting Base* (1)	MBCMK	79524	4.7
4	Brush Bearing Clamp* (1)	MBCBC	79525	1.9
5	Brush Cleaner Bearings (2)	MBCB	79526	7.2
6	Brush Bearing Mount* (1)	MBCBM	79528	9.7
7a	Gearmotor Assy, 1 HP for belts up to 42" (1050mm)	MBCM-1	79529	55.0
7b	Gearmotor Assy, 2 HP for belts 48" (1200mm) and up	MBCM-2	79530	65.0
8	Brush Cleaner Torque Arm* (1)	MBCTA	79531	2.5
9	Brush Locks* (2)	MBCBL	79532	9.4
10	Brush Motor Key Kit (1)	MBCMCK	79533	0.3
11	MBC Shaft End Cap* (1)	MBCEC	79534	0.1
12	Tensioner Lock Pins (2)	STLP	79535	0.2
13	Brush Cleaner Drop Brackets* (2)	MBCDBK	79536	28.9
-	Brush Cleaner Adjusting Bracket (1) (incl. bearing and 1 ea. items 3,4,6,&12)	MBADB	79527	18.1

*Hardware Included

Lead time: 1 working day



GOODYEAR
GOODYEARBELTING.COM

Call Toll Free: 1-866-711-4673
International: +1-727-342-5086

We Ship
World Wide

Product Ordering Information

**Chevron
Belt Cleaner**

Chevron Belt Cleaner

BELT WIDTH		DRUM WIDTH		ORDERING NUMBER	ITEM CODE	WT. LBS.
in.	mm	in.	mm			
18	450	18	450	CBC18	76668	76.7
24	600	24	600	CBC24	76669	87.9
30	750	30	750	CBC30	76670	99.0
36	900	36	900	CBC36	76671	110.1
42	1050	42	1050	CBC42	76672	121.2
48	1200	48	1200	CBC48	76673	132.4
54	1350	54	1350	CBC54	76674	143.5
60	1500	60	1500	CBC60	76675	154.6

Lead time: 1 working day

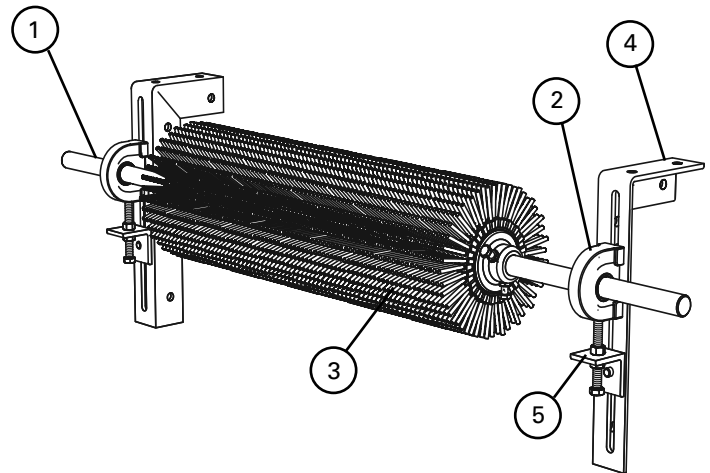


Replacement Parts

REF	DESCRIPTION	ORDERING NUMBER	ITEM CODE	WT. LBS.
1	18" (450mm) Drum Shaft	CDS18	76684	15.1
	24" (600mm) Drum Shaft	CDS24	76685	17.0
	30" (750mm) Drum Shaft	CDS30	76686	18.9
	36" (900mm) Drum Shaft	CDS36	76687	20.8
	42" (1050mm) Drum Shaft	CDS42	76688	22.7
	48" (1200mm) Drum Shaft	CDS48	76689	24.6
	54" (1350mm) Drum Shaft	CDS54	76690	26.4
	60" (1500mm) Drum Shaft	CDS60	76691	28.3
2	Chevron Pillow Block*	CPB	76692	1.2
3	18" Replacement Drum*	CRD18	76676	27.7
	24" Replacement Drum*	CRD24	76677	37.0
	30" Replacement Drum*	CRD30	76678	46.2
	36" Replacement Drum*	CRD36	76679	55.4
	42" Replacement Drum*	CRD42	76680	64.7
	48" Replacement Drum*	CRD48	76681	73.9
	54" Replacement Drum*	CRD54	76682	83.2
60" Replacement Drum*	CRD60	76683	92.4	
4	Mounting Bracket Kit (1 Right and 1 Left)	EZS2MBK	75666	13.0
5	Adjusting Bracket Kit* (1 ea.)	EZS2ABK	75664	2.0

*Hardware Included

Lead time: 1 working day



Specifications

Belt Speed	Up to 500 fpm (2.5M/sec)
Vertical and Horizontal Clearance	10" (250mm)
Temperature Range	-30°F to 180°F (-35°C to 82°C)
Maximum Chevron or Cleat Height	1" (25mm)
Finger Length	2" (50mm)
Rubber Durometer	45A
Overall Diameter	9-1/2" (238mm)
Shaft Length	Belt Width plus 30" (750mm)
Shaft Diameter	1-3/16" (30mm)

Product Notes:

- Free-rotating. Works only when the belt is running.
- Self-cleaning. Finger length, spacing and the rotary action allows carryback to fall free instead of clogging.
- Easy to install. Few parts and step-by-step instructions make the job simple.
- Long-wearing SBR rubber. Drum life ranges from 1 to 3 years depending upon the application conditions and the material being conveyed.
- Works on reversing belts.

GOODYEAR
GOODYEARBELTING.COM

Call Toll Free: 1-866-711-4673
International: +1-727-342-5086

**We Ship
World Wide**

Optional Mounting Kits

Installation Accessories

OPTIONAL MOUNTING KITS FOR BELT CLEANERS

Versatile, adjustable brackets and plates that can be mounted on the conveyor structure so precleaners and secondary cleaners can be easily and quickly bolted into place.



75830

Optional Mounting Bar Kit
(with bolts, nuts and washers)

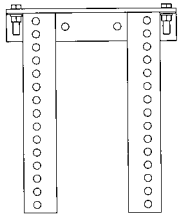
- For mounting precleaners on open head pulleys.
- Weld on both sides of pulley and bolt on steel plates.
- For use with MSP, MMP, MHP, MHCP



76537

Mounting Plate Kit (incl. 2 plates, 16" x 32" (400 x 800 mm))

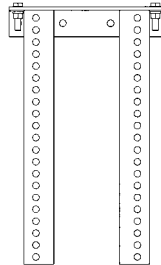
- For use with Mounting Bars to mount cleaners on open head pulleys.
- For use with MSP, MMP, MHP, MHCP



76071

Standard Mounting Bracket Kit

- For most secondary cleaner installs.



76072

Long Mounting Bracket Kit

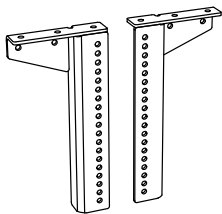
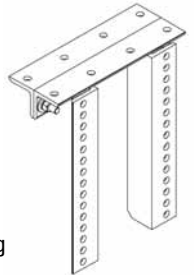
- For installations that require extra length legs.



76073

Optional Top Angle Kit

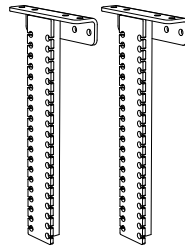
- Used with both standard and long mounting bracket kits for additional mounting options.



79434

MST Drop Bracket Kit

- For installs of secondary cleaners with MST tensioners.



79536

Brush Cleaner Drop Bracket Kit

- For brush cleaner installations that require extra length legs.

Optional Mounting Kits

(includes 2 brackets/bars)

DESCRIPTION	ORDERING NUMBER	ITEM CODE	WT. LBS.
Standard Mounting Bracket Kit *	SSTSMB	76071	34.3
Long Mounting Bracket Kit *	SSTLMB	76072	43.5
Optional Top Angle Kit *	SSTOTA	76073	10.5
Optional Mounting Bar Kit *	MMBK	75830	19.5
Mounting Plate Kit (incl. 2 plates)	MMPK	76537	140.0
MST Drop Bracket Kit	MSTDB	79434	27.7
MBC Drop Bracket Kit	MBCDBK	79536	28.9

*Hardware Included

Lead time: 1 working day

Pole Extender Kit

(includes 2 pole extenders)


DESCRIPTION	ORDERING NUMBER	ITEM CODE	WT. LBS.
2-7/8" Pole Extender Kit	MAPEK	76024	21.9
2-3/8" Pole Extender Kit	RAPEK	77423	18.0

Provides 30" (750mm) of extended pole length.

Lead time: 1 working day

Specs and Notes:

- Standard brackets are 13" W x 15-1/2" L (330x394mm).
- Long brackets are 13" W x 21-1/2" L (330x546mm).
- Mounting bars are 1-1/2" W x 16" L (38x400mm) with (4) 5/8-11 tapped holes.
- Mounting plates are 16" W x 32" L (400x800mm) with (4) 5/8" (16mm) holes.



GOODYEAR
GOODYEARBELTING.COM

Call Toll Free: 1-866-711-4673
International: +1-727-342-5086

**We Ship
World Wide**

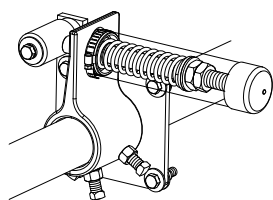
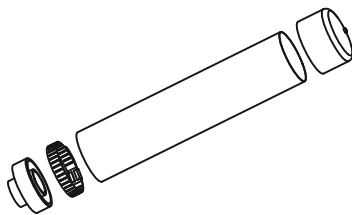
Product Ordering Information

Spring Tensioner Accessories

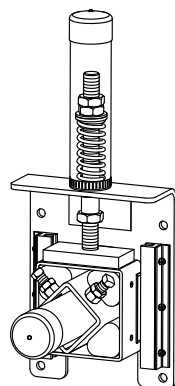
Spring Covers

ORDERING NUMBER	ITEM CODE	WT. LBS.
SPG-CVR-A	77387	0.3
SPG-CVR-B	77388	0.3
SPG-CVR-C	77389	0.3
SPG-CVR-D	77390	0.4
SPG-CVR-E	77391	0.4
SPG-CVR-F	77392	0.3
SPG-CVR-G	77393	0.3
SPG-CVR-H	77741	0.3

Includes 1 spring cover
Lead time: 1 working day



Spring cover on
Precleaner tensioner



Spring cover on
Secondary cleaner
tensioner

Spring Cover Selection Chart

TENSIONER	SPRING COVER REQ'D
EST-P	77387
EST-S	77387
EST-B	77388
QMT-P	77389
QMT-W	77390
QMT-G	77391
QMT-S	77391
PST-R	77391
PST-W	77390
PST-S	77390
SST-W	77392
SST-S	77392
SST-B	77393
SST-G	77392
UST-P	77387
UST-S	77387
UST-W	77390
CST-W	77741
CST-S	77741
CST-B	77741
CST-G	77741

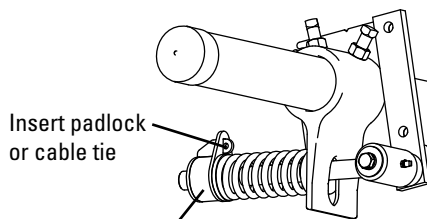

Tensioner Lock*

Designed to prevent tampering or unauthorized retensioning of the cleaner.

ORDERING NUMBER	ITEM CODE	WT. LBS.
TEN-LOCK-KIT	77443	0.4

*For MSP, MMP, MHP, MHCP, H-Type Precleaners and MSS, MHS, MDWS Secondary Cleaners

Includes 1 tensioner lock
Lead time: 1 working day



Insert padlock
or cable tie
Tensioner Lock
(Precleaner
tensioner shown)

Patent pending

GOODYEAR
GOODYEARBELTING.COM

Call Toll Free: 1-866-711-4673
International: +1-727-342-5086

**We Ship
World Wide**

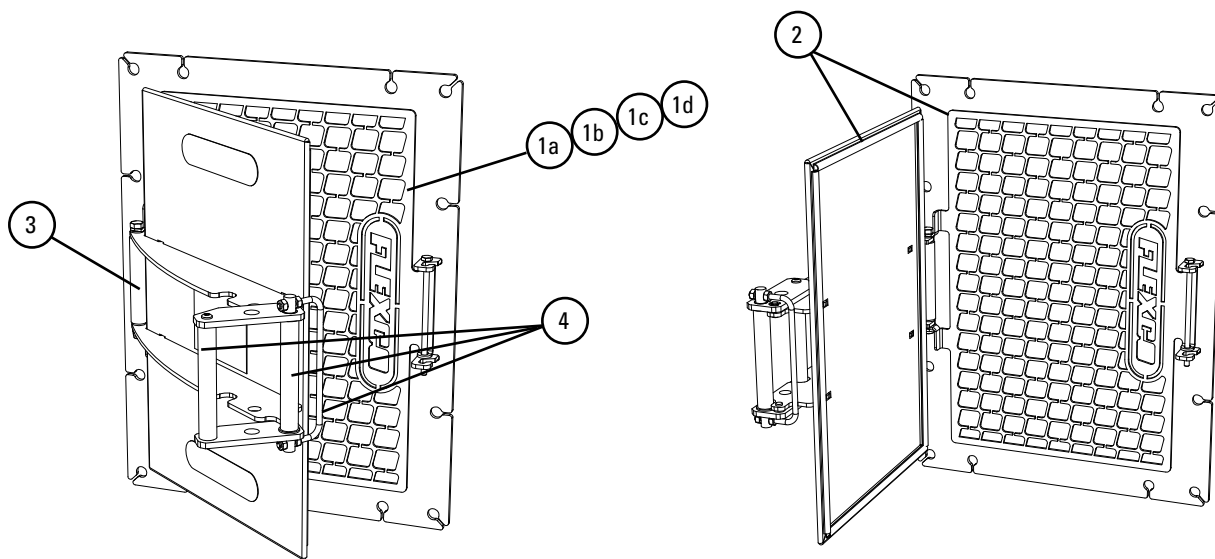
Product Ordering Information

Inspection Door

Inspection Doors

DESCRIPTION	ORDERING NUMBER	ITEM CODE	WT. LBS.
Inspection Door 12 x 12 (300x300mm)*	INDR-1212	79303	19.2
Inspection Door 12 x 18 (300x450mm)*	INDR-1218	79304	23.5
Inspection Door 18 x 24 (450x600mm)*	INDR-1824	79305	35.2
Inspection Door 24 x 24 (600x600mm)*	INDR-2424	79306	42.8
Inspection Door w/Screen 12 x 12 (300x300mm)*	INDR-1212S	79307	21.2
Inspection Door w/Screen 12 x 18 (300x450mm)*	INDR-1218S	79308	26.0
Inspection Door w/Screen 18 x 24 (450x600mm)*	INDR-1824S	79309	39.7
Inspection Door w/Screen 24 x 24 (600x600mm)*	INDR-2424S	79310	48.3

*Hardware included



Replacement Parts

REF	DESCRIPTION	ORDERING NUMBER	ITEM CODE	WT. LBS.
1a	Inspection Door Screen 12 x 12 (300x300mm)*	IDSC-1212	79311	1.9
1b	Inspection Door Screen 12 x 18 (300x450mm)*	IDSC-1218	79312	2.5
1c	Inspection Door Screen 18 x 24 (450x600mm)*	IDSC-1824	79313	4.4
1d	Inspection Door Screen 24 x 24 (600x600mm)*	IDSC-2424	79314	5.5
2	Replacement Seal - 5' (1.5M)**	IDSEAL	79315	0.1
3	Replacement Hinge	IDHINGE	79316	0.2
4	Replacement Latch (incl. bolt, bushings & nut)	IDLATCH	79317	2.5

*Hardware included

**One 5' length of seal is needed for 12x12" and 12x18" doors or screens, and two 5' lengths are needed for 18x24" and 24x24" doors or screens. Double if replacing seal on both door and screen.

GOODYEAR
GOODYEARBELTING.COM

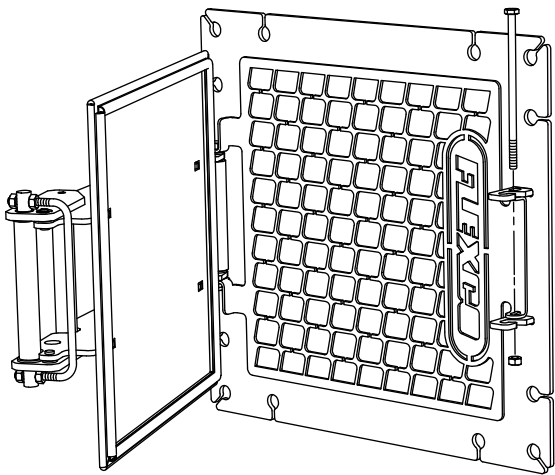
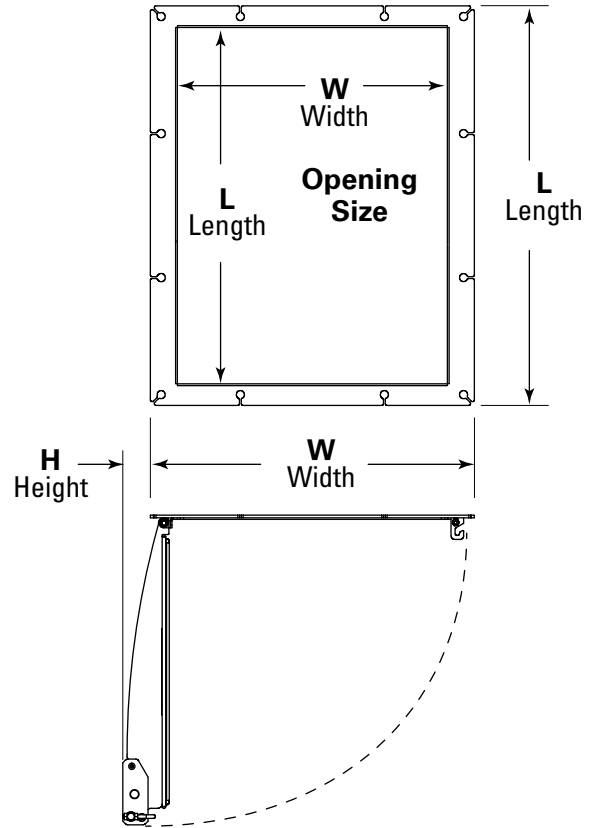
Call Toll Free: 1-866-711-4673
International: +1-727-342-5086

We Ship
World Wide

Specifications & Guidelines

Inspection Door

Inspection Door Specifications					
Door (Opening) Size (Width, Length)		Outer Dimensions (Width, Length)		Height	
in.	mm	in.	mm	in.	mm
12 W x 12 L	300 W x 300 L	16-5/16 W x 15-3/4 L	415 W x 400 L	3-7/16	90
12 W x 18 L	300 W x 450 L	16-5/16 W x 21 3/4 L	415 W x 555 L	3-7/16	90
18 W x 24 L	450 W x 600 L	22-5/16 W x 27 3/4 L	570 W x 705 L	3-7/16	90
24 W x 24 L	600 W x 600 L	28-5/16 W x 27 3/4 L	720 W x 705 L	3-7/16	90



Screen (Optional)

Screen serves as a guard that helps keep hands and tools from being placed into the chute/enclosure, but still allows visual access. Screen is hinged on the same side as the door and bolted in place on the other side so it does not require full removal for accessing the chute/enclosure. A wrench is required to remove the bolt that holds the screen in place as a safety feature. (Holes are sized per ANSI B11.)

Specifications:

- Temperature Rating-70°F to 350°F (-55°C to 175°C)

Product Ordering Information

Water Spray Pole Systems Belt Cleaner Accessories

Spray Pole Kits*

Standard & Heavy-Duty

BELT WIDTH		ORDERING NUMBER	ITEM CODE	WT. LBS.
in.	mm			
18	450	SPK18	74709	23.0
24	600	SPK24	74710	23.0
30	750	SPK30	74711	24.0
36	900	SPK36	74712	24.0
42	1050	SPK42	74713	25.5
42	1050	SPKHD42	74952	26.5
48	1200	SPK48	74714	26.0
48	1200	SPKHD48	74953	27.0
54	1350	SPK54	74715	27.0
54	1350	SPKHD54	74954	28.0
60	1500	SPK60	74716	28.0
60	1500	SPKHD60	74955	29.0
72	1800	SPK72	74717	30.0
72	1800	SPKHD72	74718	32.0
84	2100	SPKHD84	74719	34.0
96	2400	SPKHD96	74720	36.0
120	3000	SPKHD120	74721	40.0

*Includes Spray Pole, Mounting Brackets, and 10' (3M) Hose. Standard-duty is for use on P-Type®, R-Type®, U-Type® 18" - 60", and EZS2 cleaners; Heavy-duty is for use on H-Type®, U-Type® 72" - 96", and MSS, MHS, and MDWS cleaners.

Other sizes available upon request.

Lead time: 1 working day



Spray Pole



Spray Pole Control Panel

Replacement Parts

DESCRIPTION	ORDERING NUMBER	ITEM CODE	WT. LBS.
Standard Spray Pole Mounting Kit	SPMK2	75578	3.6
HD Spray Pole Mounting Kit	SPMK3	75579	3.7
SP Ball Valve	SPBV	74742	0.6
SP Y Strainer	SPYS	74743	1.5
SP Pressure Regulator	SPPR	74744	1.2
SP Hose 10 ft	SPH10	74745	2.9
Spray Pole Nozzle	SPN	74746	0.1
Spray Pole Gauge	SPG	74747	0.5
SP SS Pipe Nipple	SPPN	74748	0.1

Lead time: 1 working day

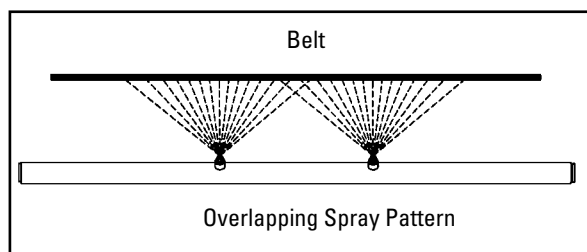
Control Assembly

DESCRIPTION	ORDERING NUMBER	ITEM CODE	WT. LBS.
SP Control Panel with Regulator, Strainer and Pressure Gauge	SPCP	74734	16.5

Lead time: 1 working day

Spray Nozzles Per Cleaner Size

in.	18	24	30	36	42	48	54	60	72	84	96	120
mm	450	600	750	900	1050	1200	1350	1500	1800	2100	2400	3000
Spray Nozzles	1	2	2	3	3	4	4	5	6	7	8	10



Specifications

- Stainless steel pole with powder coated steel clamping brackets.
- Spray nozzles are spaced on 12" (300mm) centers.
- Delivers .98 gallons (3.7 liters) per minute at 60 psi (414 kPa).
- Generally will affect moisture content of material by less than ½%.
- Maximum inlet pressure is 300 psi (2069 kPa).
- Typical pressure setting is 40-60 psi (276-414 kPa).

GOODYEAR
GOODYEARBELTING.COM

Call Toll Free: 1-866-711-4673
International: +1-727-342-5086

**We Ship
World Wide**

Product Ordering Information

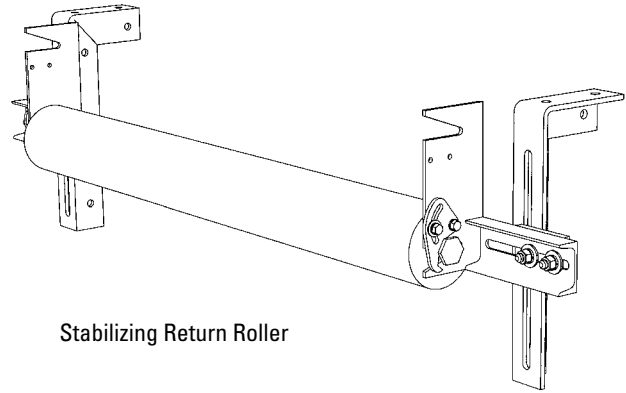
Stabilizing Rollers and Kits Belt Cleaner Accessories

Stabilizing Return Roller

Provides universal brackets with a 5" (125mm) CEMA D roller. Holds the belt flat so the belt cleaner can maximize its cleaning performance.

BELT WIDTH		ORDERING NUMBER	ITEM CODE	WT. LBS.
in.	mm			
24	600	SRR24	76000	54.5
30	750	SRR30	76001	59.8
36	900	SRR36	76002	65.0
42	1050	SRR42	76003	70.1
48	1200	SRR48	76004	75.3
54	1350	SRR54	76005	80.4
60	1500	SRR60	76006	85.6

SRRs come standard with Exalon rollers.
Rollers are 5" (125mm) diameter and rated CEMA D.
Lead time: 1 working day

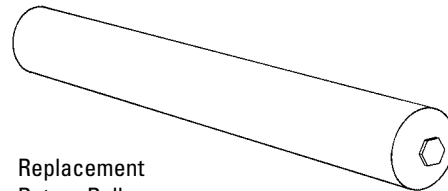


Stabilizing Return Roller

Replacement Return Rollers*

BELT WIDTH		ORDERING NUMBER	ITEM CODE	WT. LBS.
in.	mm			
24	600	ERR24	76010	20.5
30	750	ERR30	76011	25.8
36	900	ERR36	76012	31.0
42	1050	ERR42	76013	36.1
48	1200	ERR48	76014	41.3
54	1350	ERR54	76015	46.4
60	1500	ERR60	76016	57.6

*Exalon rollers
Lead time: 1 working day



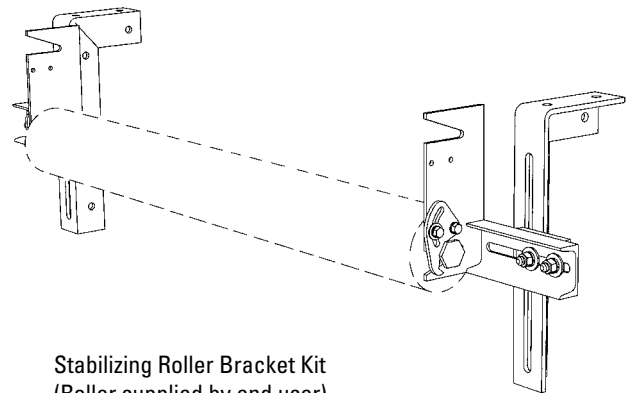
Replacement Return Roller

Stabilizing Roller Bracket Kit*

Provides universal brackets to mount the user's return roller as a hold-down (stabilizing) roller on top of the return side belt. Holds the belt flat so the belt cleaner can maximize its cleaning performance.

DESCRIPTION	ORDERING NUMBER	ITEM CODE	WT. LBS.
Stabilizing Roller Bracket Kit	SRBK	74941	34.0

*Works with most CEMA C and D rollers.
Lead time: 1 working day



Stabilizing Roller Bracket Kit
(Roller supplied by end user)

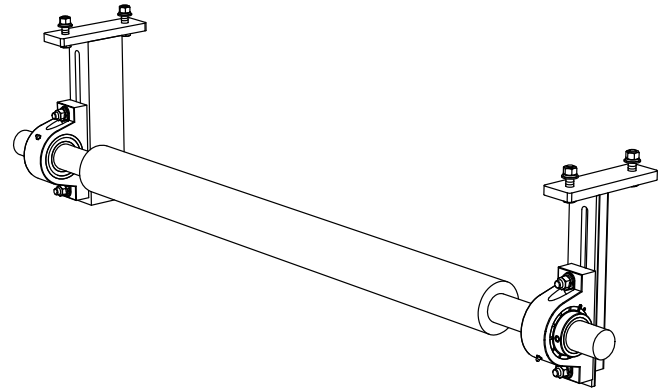
Product Ordering Information

Live-Shaft Hold-Down Roll Belt Cleaner Accessories

Live-Shaft Hold-Down Roll

BELT WIDTH		ROLL DIAMETER		ORDERING NUMBER	ITEM CODE	WT. LBS
in.	mm	in.	mm			
24	600	4 1/2	114	HDR24	79010	159.0
30	750	4 1/2	114	HDR30	79011	169.0
36	900	4 1/2	114	HDR36	79012	180.0
42	1050	4 1/2	114	HDR42	79013	190.0
48	1200	4 1/2	114	HDR48	79014	249.0
54	1350	4 1/2	114	HDR54	79015	255.0
60	1500	4 1/2	114	HDR60	79016	265.0
72	1800	5	127	HDRS72*	79017	565.0
84	2100	5	127	HDRS84*	79018	615.0

*72" and 84" feature solid roll
Lead time: 1 working day



Replacement Roll

BELT WIDTH		ROLL DIAMETER		ORDERING NUMBER	ITEM CODE	WT. LBS
in.	mm	in.	mm			
24	600	4 1/2	114	HDRR24	79019	114.0
30	750	4 1/2	114	HDRR30	79020	124.0
36	900	4 1/2	114	HDRR36	79021	135.0
42	1050	4 1/2	114	HDRR42	79022	145.0
48	1200	4 1/2	114	HDRR48	79023	204.0
54	1350	4 1/2	114	HDRR54	79024	210.0
60	1500	4 1/2	114	HDRR60	79025	220.0
72	1800	5	127	HDRRS72*	79026	520.0
84	2100	5	127	HDRRS84*	79027	570.0

*72" and 84" feature solid roll
Lead time: 1 working day

Roller Bracket Kit*

DESCRIPTION	ORDERING NUMBER	ITEM CODE	WT. LBS
Hold Down Roll Bracket Kit - 24" to 60"	HDRBK	79009	45.0
HD Hold Down Roll Bracket Kit - 72" to 84"	HDRBK-HD	79072	45.0

*Includes Left and Right Bracket
Lead time: 1 working day

Add-On Grease Hose Extension Kit

DESCRIPTION	ORDERING NUMBER	ITEM CODE	WT. LBS
Grease Hose Extension Kit incl. 2 ea. 16" hose w/fittings and tie-downs	HDRGK	79236	1.0

Lead time: 1 working day

Specifications:

- Overall Roll Length.....Belt Width +6" (150mm)
- Overall Shaft Length.....Belt Width +30" (750mm)
- Shaft Diameter24" - 42" (600-1050mm) - 1-15/16" diameter
48" - 60" (1200-1500mm) - 2-7/16" diameter
72" - 84" (1800-2100mm) - 2-15/16" diameter
- Shaft Construction.....24" - 60" (600-1500mm) - 1045 CD
72" - 84" (1800-2100mm) - turned from solid 4140 round stock

Product Notes:

- For use in applications with belt cup or belt flap.
- By preventing these issues secondary cleaner performance and blade/tip life is enhanced.

Product Ordering Information

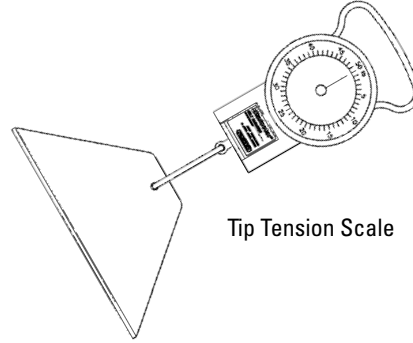
Optional Installation Tools

Tip Tension Scale

For easy checking of blade tension on all H-Type® Precleaners.

DESCRIPTION	ORDERING NUMBER	ITEM CODE	WT. LBS.
H Tip Tension Scale	HTTS	74141	0.1

Lead time: 1 working day



Tip Tension Scale

Spring Tension Chart

CLEANER	HXF	H V-Tip	H Protected V-Tip	Hi-Temp V-Tip
Pounds	28#	18#	18#	18#
Kg	12.7	8.2	8.2	8.2

For installation and for retensioning blades during maintenance.

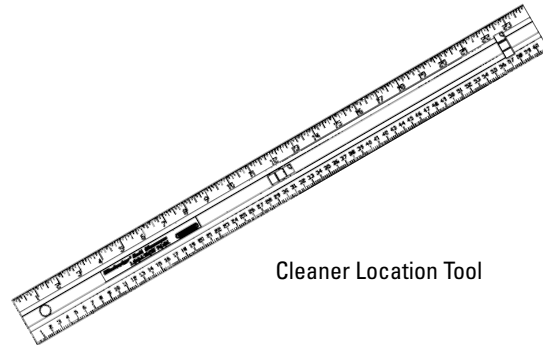
Cleaner Location Tool

Handy 2-in-1 tool for measuring and leveling during cleaner installation.

DESCRIPTION	ORDERING NUMBER	ITEM CODE	WT. LBS.
Location Tool	ELT	74774	0.3

Length - 24" (600mm)

Lead time: 1 working day



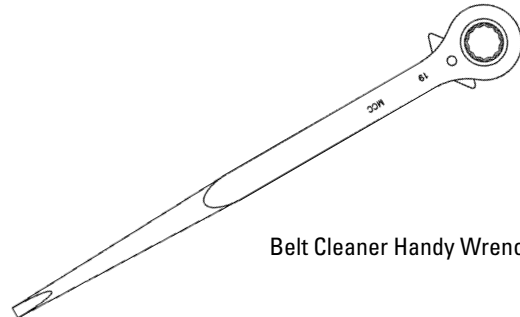
Cleaner Location Tool

Belt Cleaner Handy Wrench

A ratcheting wrench with 2 common socket sizes (11/16" & 3/4", 17mm & 19mm) for belt cleaner installation and maintenance.

DESCRIPTION	ORDERING NUMBER	ITEM CODE	WT. LBS.
Belt Cleaner Handy Wrench	HW-BC	74100	1.2

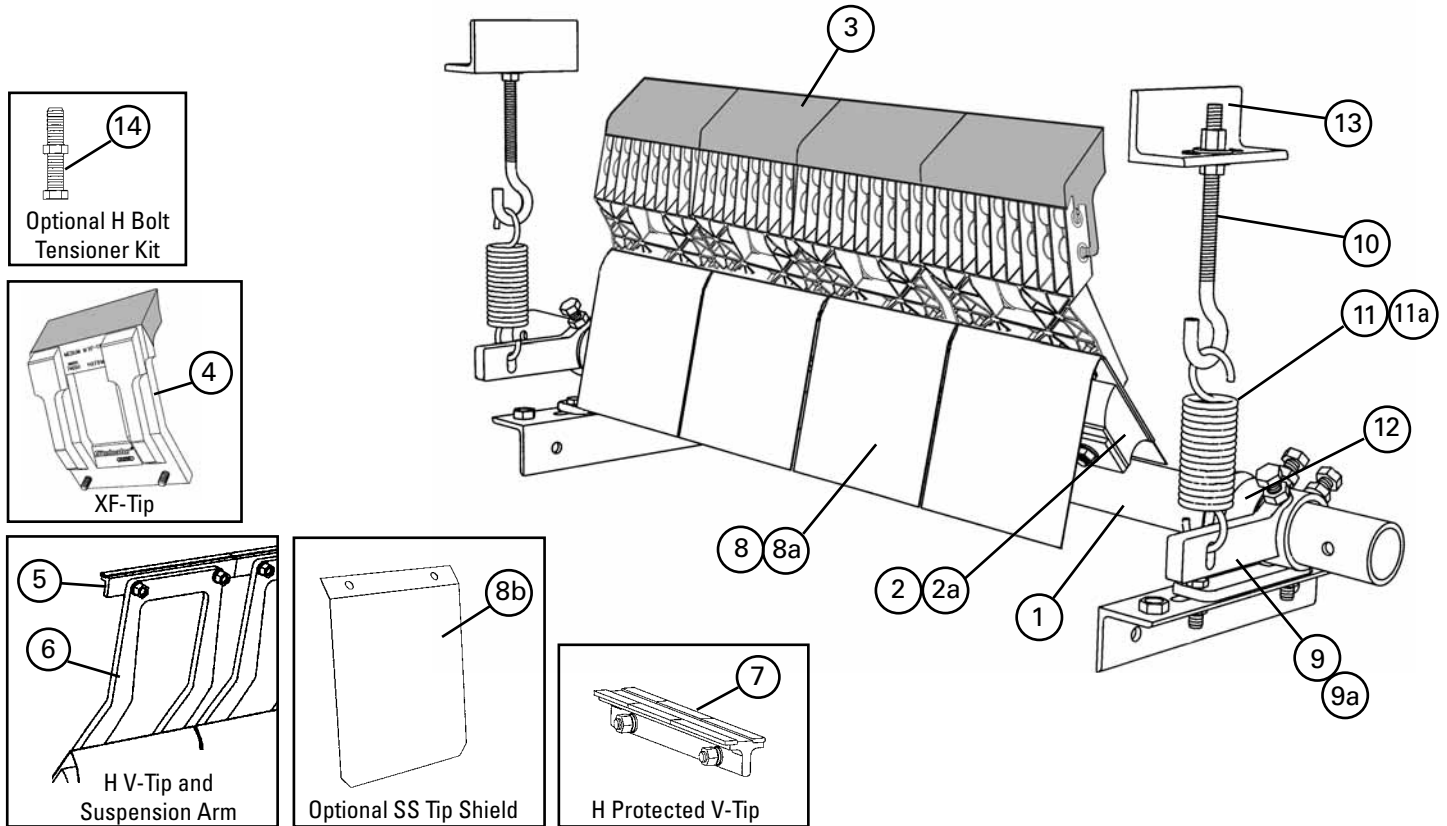
Lead time: 1 working day



Belt Cleaner Handy Wrench

Product Ordering Information

Old-Style H-Type® Cleaners Legacy Belt Cleaner Parts



Replacement Parts

REF	DESCRIPTION	ORDERING NUMBER	ITEM CODE	WT. LBS.
1	18" (450mm) Pole	HP-18	78990	23.0
	24" (600mm) Pole	HP-24	78991	27.0
	30" (750mm) Pole	HP-30	78992	29.0
	36" (900mm) Pole	HP-36	78993	33.0
	42" (1050mm) Pole	HP-42	78994	43.0
	48" (1200mm) Pole	HP-48	78995	47.0
	54" (1350mm) Pole	HP-54	78996	53.0
	60" (1500mm) Pole	HP-60	78997	59.0
	72" (1800mm) Pole	HP-72	78998	66.0
2	H2 XF-Tip Cushion* (for HXF2 & HV Tips)	HXFC2	75902	4.0
2a	H2 F-Tip Cushion* (for SS HXF2 & SS HV Tips)	HFC2	75901	4.0
3	HXF2-Tip Extra Small*	HXF2-SS	75979	3.0
	HXF2-Tip Small*	HXF2-S	75980	3.4
	HXF2-Tip Medium*	HXF2-M	75981	3.8
	HXF2-Tip Large*	HXF2-L	75982	4.1
4	H XF-Tip Extra Small*	HXF8SS	74307	3.4
	H XF-Tip Small*	HXF8S	74689	3.8
	H XF-Tip Medium*	HXF8M	74690	4.1
	H XF-Tip Large*	HXF8L	74691	4.5
5	H V-Tip (for vulcanized belts only)	HVT8-S/S	75419	1.0
	H SSS Suspension Arm*	HSA8SSS	75565	0.4
	H SS Suspension Arm*	HSA8SS	73047	0.5
	H S Suspension Arm*	HSA8S	73048	1.0
	H M Suspension Arm*	HSA8M	73049	1.5
	H L Suspension Arm*	HSA8L	73063	2.0
6	H LL Suspension Arm*	HSA8LL	73064	2.5
	H Protected V-Tip* (for vulcanized belts only)	HVPT	73631	2.7

*Hardware included
Pole Diameter - 2-3/8" (60mm)
Lead time: 1 working day

Shaded items are made to order.
Lead time: 10 working days

REF	DESCRIPTION	ORDERING NUMBER	ITEM CODE	WT. LBS.
8	H Polysield	HPS8	73050	0.5
8a	H SS Cushion Shield	HSSCS	74772	0.6
8b	H SS Tip Shield	HSSTS	74771	0.5
9	H Adjusting Arm Repair Kit* (includes 1 adjusting arm)	HAR-K	78786	6.0
9a	H HD Adjusting Arm Repair Kit* (includes 1 adjusting arm)	HDARK	74550	8.0
10	J-Bolt Kit* (includes 1 ea.)	STJK	74417	0.7
11	Tension Spring (includes 1 ea.) for 18" (450mm)	STTS	74419	1.4
11a	HD Tension Spring (includes 1 ea.) for sizes 24" to 72" (600-1800mm)	HDTSS	74502	2.0
12	Pole Lock (includes 1 ea.)	EZP1PL	75641	1.1
13	Spring Tensioner J-Bolt Mount (incl. 1 ea.)	STJM	74775	3.0
-	H Mounting/J-Bolt Kit - Single (incl. 1 ea. items 9,10,11,12,13 and 2 ea. bracket/bearing)	H-MK1	78987	20.0
-	H Mounting/J-Bolt Kit - Dual (incl. 2 ea. items 9,10,11,12,13 and bracket/bearing)	H-MK2	78801	24.4
-	Spring Tension Kit - Single (incl. 1 ea. items 10,11, & 13 and 2 ea. item 12)	STKS	74505	6.8
-	Spring Tension Kit - Dual (includes 2 ea. items 10,11,12 & 13)	STKD	74504	11.2
-	Spring Tension Kit HS - Single (incl. 1 ea. items 10,11a, & 13 and 2 ea. item 12)	STKHSS	74313	8.0
-	Spring Tension Kit HS - Dual (includes 2 ea. items 10,11a,12 & 13)	STKHSD	74316	16.0
14	H Bolt Tensioner Kit (includes 2 adjusting bolts & 2 jam nuts)	HBTK	74776	0.5

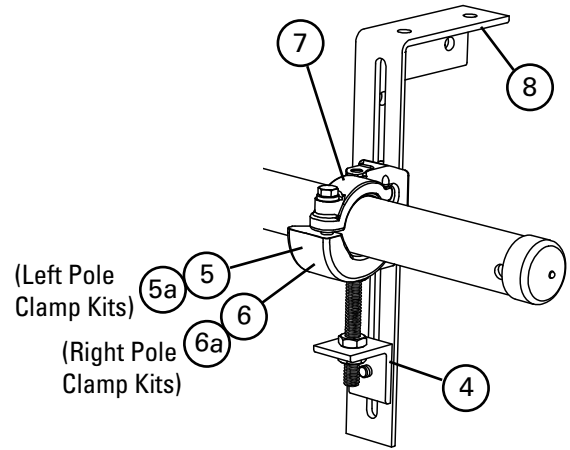
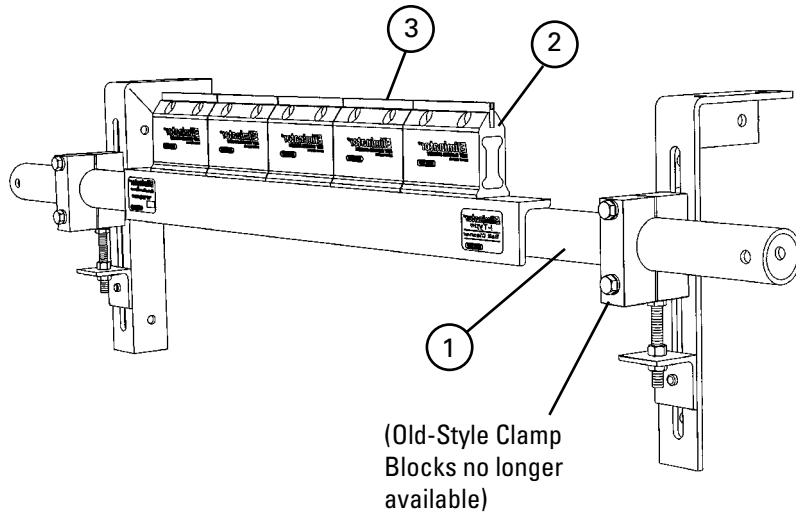
GOODYEAR
GOODYEARBELTING.COM

Call Toll Free: 1-866-711-4673
International: +1-727-342-5086

**We Ship
World Wide**

Product Ordering Information

I-Type™ Legacy Belt Cleaner Parts



New Style Clamp Block

I-Type™ Replacement Parts

REF	DESCRIPTION	ORDERING NUMBER	ITEM CODE	WT. LBS.
1	18" (450mm) Pole	EZS2P18	75652	25.0
	24" (600mm) Pole	EZS2P24	75653	28.0
	30" (750mm) Pole	EZS2P30	75654	30.0
	36" (900mm) Pole	EZS2P36	75655	34.0
	42" (1050mm) Pole	EZS2P42	75656	36.0
	48" (1200mm) Pole	EZS2P48	75657	39.0
	54" (1350mm) Pole	EZS2P54	75658	42.0
	60" (1500mm) Pole	EZS2P60	75659	77.0
	72" (1800mm) Pole	EZS2P72	75660	89.0
2	I Standard Cushion*	ISC	74534	2.1
3	I C-Tip* (for mechanically spliced and vulcanized belts)	ICT6	74535	0.7
4	Adjusting Bracket Kit (1 Right and 1 Left)	PAB	75513	1.5
5	Pole Clamp Kit LEFT* (1 ea.) (incl. item 7) for sizes 18"-54" (450-1350mm)	CCKL	79224	6.8
5a	HD Pole Clamp Kit LEFT* (1 ea.) (incl. item 7a) for sizes 60"-72" (1500-1800mm)	CCKHDL	79225	8.7
6	Pole Clamp Kit RIGHT* (1 ea.) (incl. item 7) for sizes 18"-54" (450-1350mm)	CCKR	79228	6.8
6a	HD Pole Clamp Kit RIGHT* (1 ea.) (incl. item 7a) for sizes 60"-72" (1500-1800mm)	CCKHDR	79229	8.7
7	Cradle Clamp Top Strap (1 ea.) for use on L or R Pole Clamp Kit	CCKTS	79232	1.1
7a	HD Cradle Clamp Top Strap (1 ea.) for use on L or R HD Pole Clamp Kit	CCKHDTS	79233	1.7
8	Mounting Bracket Kit (1 Right and 1 Left)	EZS2MBK	75666	13.0
-	Cradle Clamp Mounting Kit* for sizes 18"-54" (450-1350mm) (incl. 1 ea. Items 5, 6, & 8, 2 ea. Items 4 & 7)	CCMK	78919	33.0
-	HD Cradle Clamp Mounting Kit* for sizes 60"-72" (1500-1800mm) (incl. 1 ea. Items 5a, 6a, & 8, 2 ea. Items 4 & 7a)	CCMKHD	78920	36.7

*Hardware included.
Pole Diameter - 2-3/8" (60mm)
Lead time: 1 working day

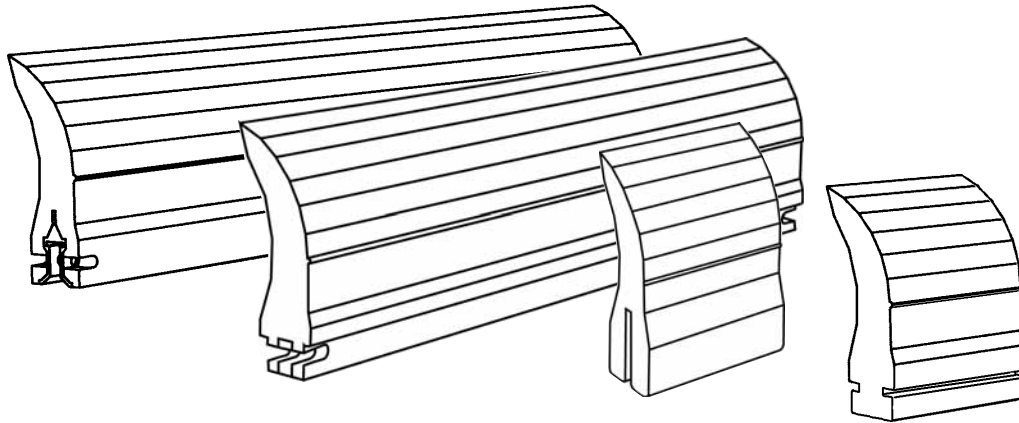
GOODYEAR
GOODYEARBELTING.COM

Call Toll Free: 1-866-711-4673
International: +1-727-342-5086

**We Ship
World Wide**

Part Number Cross-Reference Guide

ConShear™ Replacement Blades for OEM Belt Cleaners



ConShear™ Blade Technology

The patented urethane blade design that delivers a conforming and shearing action to provide consistent belt cleaning.

- **Faceted Profile** - the blade forms a new cleaning edge each time the blade wears down to a new faceted section.
- **Long Wearing** - a proprietary urethane blend that provides up to 30% more wear life than conventional solid blades.
- **Material Path Option** - choose the blade size that spans just the material path on the belt. This minimizes differential wear between the ends and the center of the blade. It allows the blade to conform better to the belt for more cleaning power. See page 134 for more information.
- **Replacement Indicator** - a molded-in wear line provides easy visual notice when the blade is worn out and needs to be replaced.
- **Quick, Easy Change-Out** - simply pull one pin, remove the worn blade, insert the new blade and replace the pin.

For best cleaning and wear life results the ConShear blade must be located against the conveyor head pulley in the correct position and must be tensioned properly.

See page 134 for proper blade installation and tensioning instructions.

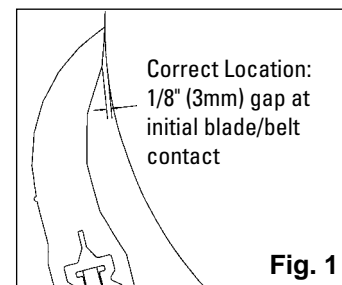
Installation and Tensioning Tips

ConShear™ Replacement Blades for OEM Belt Cleaners

For optimal cleaning efficiency and long wear life, the ConShear™ blade must be located and tensioned correctly on the belt head pulley. If the OEM cleaner pole is in the wrong location the performance of the new blade may be adversely affected. See "Possible Problems" below. For tensioning, please follow these instructions. Our recommended tensioning may be as much as 2 times more than the OEM recommendation, but the added tension is needed to take full advantage of the ConShear Blade Technology.

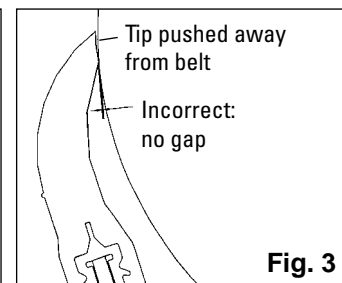
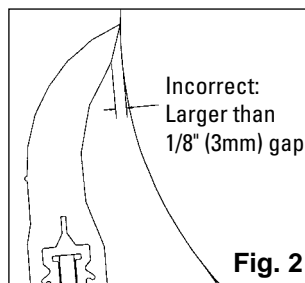
Correct Location:

When blade contact is made against the head pulley (prior to tensioning) there should be a 1/16" (1.5mm) to 1/8" (3mm) gap at the bottom of the blade face (Fig. 1).



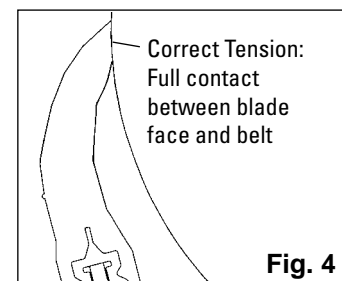
Possible Problems:

- **Pole location too far out** - The initial blade/belt contact gap will be larger than 1/8" (3mm)(Fig. 2). If the blade is correctly tensioned it may flip through before it is fully worn. If tensioned too lightly, it will develop the "smile effect" quickly and not clean properly.
- **Pole location too far in** - If there is no gap at the initial blade/belt contact (Fig. 3), the tip of the blade may not be touching the belt. In this case, the blade will push away and lose its shearing (cleaning) effect. The blade may also develop a flap at the tip which may trap material.



Correct Tensioning:

The blade should be tensioned until the gap is gone (Fig. 4).



The "Material Path" Option

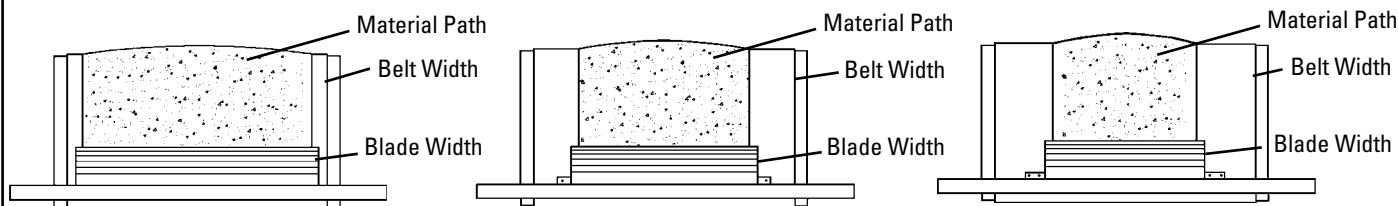
For optimal cleaning and reduced blade retensioning, the cleaner blade width should be sized to fit the material path of the belt. The material path is typically the center 2/3 of the belt width. Choosing a blade only slightly wider than the material path can decrease differential blade wear which reduces blade retensioning maintenance, as well as reducing the frequency of blade replacement.

Match blade width to belt's material path

Belt Width Minus 2" (50mm)

Belt Width Minus 8" (200mm)

Belt Width Minus 14" (350mm)



Part Number Cross-Reference Guide

Cross-Reference for Replacement of Martin® QC® #1 Standard Blades and Martin® Pit Viper™ Standard Blades

Ordering Information

BELT WIDTH	ACTUAL BLADE LENGTH	MARTIN® QC #1® PART NUMBER	MARTIN® PIT VIPER™ PART NUMBER	ORDERING NUMBER	CONShear™ ITEM CODE	WT. LBS.
12"	10"	32773-1211	PV1211100R	CRB10	75628	4.6
18"	16"	32773-1811	PV1811160R	CRB16	75629	7.3
24"	22"	32773-2411	PV2411220R	CRB22	75630	10.1
30"	28"	32773-3011	PV3011280R	CRB28	75631	12.8
36"	34"	32773-3611	PV3611340R	CRB34	75632	15.5
42"	40"	32773-4211	PV4211400R	CRB40	75633	18.3
48"	46"	32773-4811	PV4811460R	CRB46	75634	21.0
54"	52"	32773-5411	PV5411520R	CRB52	75635	23.8
60"	58"	32773-6011	PV6011580R	CRB58	75636	26.5
72"	70"	32773-7211	PV7211700R	CRB70	75773	32.0

Additional blade sizes are available upon request. Call for pricing.

NOTE: Blade coverage is 2 inches less than belt width.

Lead time: 1 working day

NOTE: Also works on Baker-Bohnert Yellow Jacket™ Primary Cleaners.

Replacement Blade Pin

ORDERING NUMBER	ITEM CODE	WT. LBS.
EZP1BP	75642	0.1

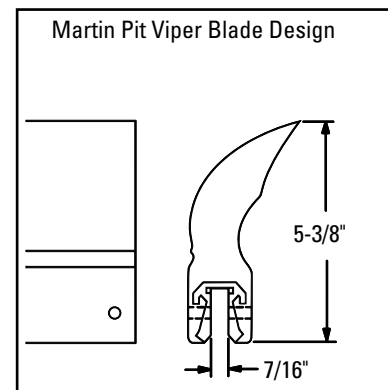
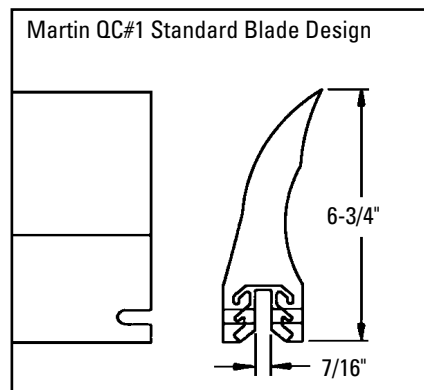
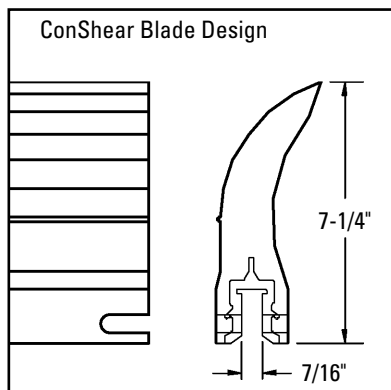
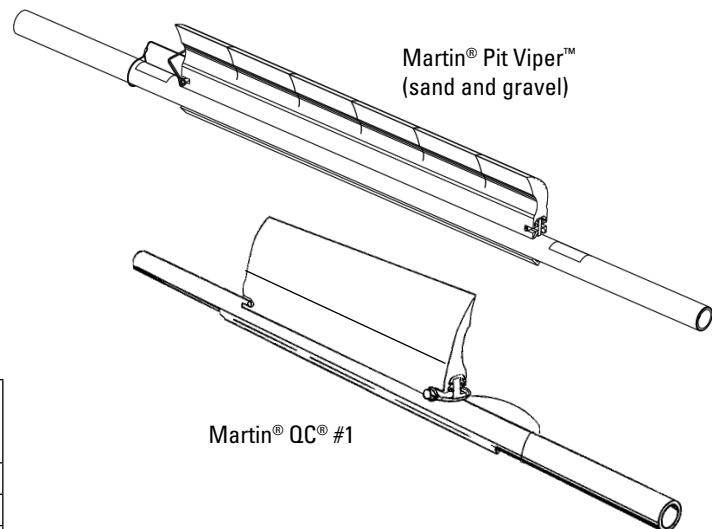
Lead time: 1 working day

Specifications

SLOT WIDTH	POLE PLATE THICKNESS	CONShear BLADE HEIGHT	QC#1 BLADE HEIGHT
7/16"	5/16"	7-1/4"	6-3/4"

Usable Blade Volume Comparison

BLADE TYPE	BLADE LENGTH	Usable BLADE AREA (cross-section)	Usable BLADE VOLUME
Martin® QC™ #1	28"	3.00 in ²	84.0 in ³
Martin® Pit Viper™	28"	4.20 in ²	117.6 in ³
ConShear™	28"	5.50 in ²	154.0 in ³



U.S. Patent No. D482,508S

ConShear™ is a trademark of Flexible Steel Lacing Company.

Martin® and QC #1 are registered trademarks, and Pit Viper™ is a trademark of Martin Engineering, Neponset, IL.

Yellow Jacket™ is a trademark of Baker-Bohnert, Louisville, KY

GOODYEAR
GOODYEARBELTING.COM

Call Toll Free: 1-866-711-4673
International: +1-727-342-5086

**We Ship
World Wide**

Part Number Cross-Reference Guide

Cross-Reference for Replacement of Martin® QC® #1 Heavy-Duty Blades

Ordering Information

BELT WIDTH	ACTUAL BLADE LENGTH	MARTIN® PART NUMBER	ORDERING NUMBER	CONSHEAR™ ITEM CODE	WT. LBS.
18"	12"	35381-1811	RBQC1HD-12	75985	5.5
24"	18"	35381-2411	RBQC1HD-18	75986	8.3
30"	24"	35381-3011	RBQC1HD-24	75987	11.0
36"	30"	35381-3611	RBQC1HD-30	75988	13.8
42"	36"	35381-4211	RBQC1HD-36	75989	16.6
48"	42"	35381-4811	RBQC1HD-42	75990	19.3
54"	48"	35381-5411	RBQC1HD-48	75991	22.1
60"	54"	35381-6011	RBQC1HD-54	75992	24.8
72"	66"	35381-7211	RBQC1HD-66	75993	30.4

Additional blade sizes are available upon request. Call for pricing.

NOTE: Blade coverage is 6 inches less than belt width.

Lead time: 1 working day

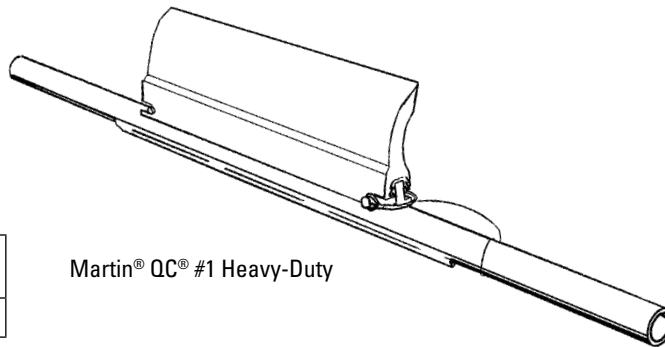
Replacement Blade Pin

ORDERING NUMBER	ITEM CODE	WT. LBS.
RB38BP	79481	0.2

Lead time: 1 working day

Specifications

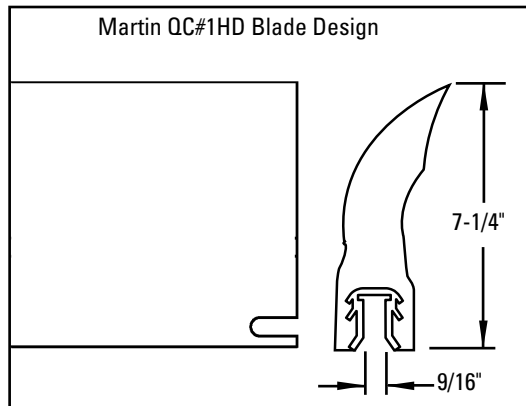
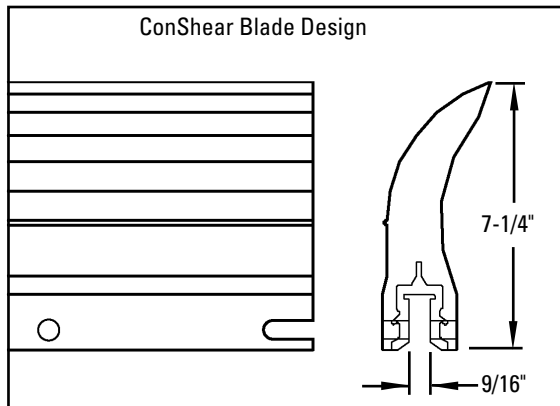
SLOT WIDTH	POLE PLATE THICKNESS	CONSHEAR BLADE HEIGHT	QC#1HD BLADE HEIGHT
9/16"	1/2"	7-1/4"	7-1/4"



Martin® QC® #1 Heavy-Duty

Usable Blade Volume Comparison

BLADE TYPE	BLADE LENGTH	Usable BLADE AREA (cross-section)	Usable BLADE VOLUME
Martin® QC™ #1 HD	28"	6.65 in ²	186.2 in ³
ConShear™	28"	5.50 in ²	154.0 in ³



U.S. Patent No. D482,508S

ConShear™ is a trademark of Flexible Steel Lacing Company.

Martin® and QC® #1 are registered trademarks of Martin Engineering, Neponset, IL.

GOODYEAR
GOODYEARBELTING.COM

Call Toll Free: 1-866-711-4673
International: +1-727-342-5086

**We Ship
World Wide**

Part Number Cross-Reference Guide

Cross-Reference for Replacement of Martin® QC® Extra Heavy-Duty Blades

Ordering Information

BELT WIDTH		BLADE WIDTH		MARTIN QC XHD PART NUMBER	ORDERING NUMBER	ITEM CODE	WT. LBS.
in.	mm	in.	mm				
24	600	18	450	35897-2411	TRB18	76485	21.0
30	750	24	600	35897-3011	TRB24	76486	28.0
36	900	30	750	35897-3611	TRB30	76487	35.0
42	1050	36	900	35897-4211	TRB36	76488	42.0
48	1200	42	1050	35897-4811	TRB42	76489	49.0
54	1350	48	1200	35897-5411	TRB48	76490	56.0
60	1500	54	1350	35897-6011	TRB54	76491	63.0
66	1650	60	1500	35897-6611	TRB60	76492	70.0
72	1800	66	1650	35897-7211	TRB66	76493	77.0
78	1950	72	1800	35897-7811	TRB72	76494	87.0
84	2100	78	1950	35897-8411	TRB78	76697	91.0
90	2250	84	2100	35897-9011	TRB84	77047	98.0
96	2400	90	2250	35897-9611	TRB90	77048	105.0

Additional blade sizes are available upon request. Call for pricing.

NOTE: Blade coverage is 6 inches less than belt width.

Lead time: 1 working day

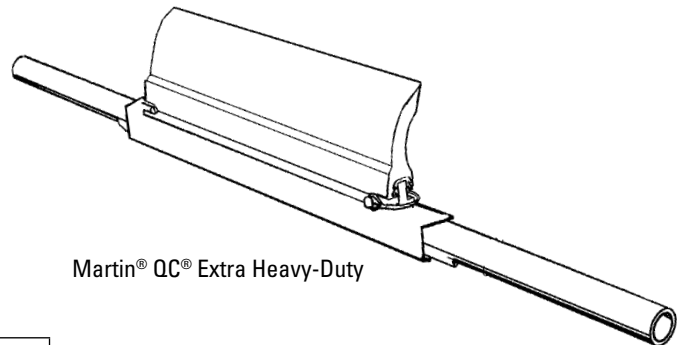
Replacement Blade Pin

ORDERING NUMBER	ITEM CODE	WT. LBS.
MMPBPK	76466	0.8

Lead time: 1 working day

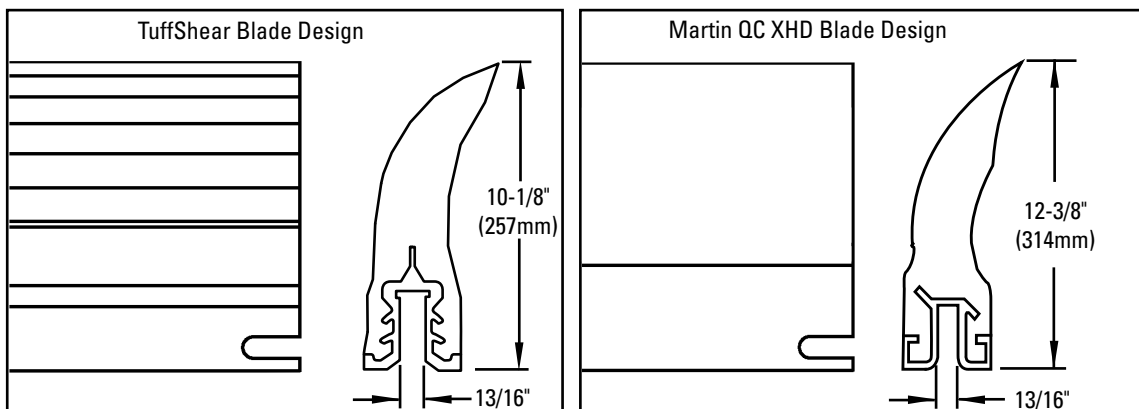
Specifications

SLOT WIDTH	POLE PLATE THICKNESS	TUFFSHEAR BLADE HEIGHT	QC XHD BLADE HEIGHT
13/16"	3/4"	10-1/8" (257mm)	12-3/8" (314mm)



Usable Blade Volume Comparison

BLADE TYPE	BLADE LENGTH	Usable BLADE AREA (cross-section)	Usable BLADE VOLUME
Martin® QC™ XHD	30"	17.01 in ²	510.3 in ³
TuffShear™	30"	12.08 in ²	362.7 in ³



U.S. Patent No. D482,508S

TuffShear™ is a trademark of Flexible Steel Lacing Company.

Martin® and QC® #1 are registered trademarks of Martin Engineering, Neponset, IL.

GOODYEAR
GOODYEARBELTING.COM

Call Toll Free: 1-866-711-4673
International: +1-727-342-5086

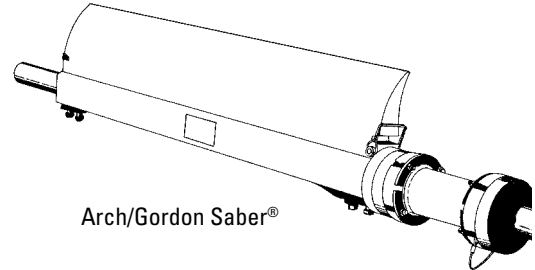
**We Ship
World Wide**

Part Number Cross-Reference Guide

Cross-Reference for Replacement of Arch-Gordon Saber® Primary Blades

Ordering Information

BELT WIDTH	ACTUAL BLADE LENGTH	ARCH/GORDON PART NUMBER	ORDERING NUMBER	CONSHEAR™ ITEM CODE	WT. LBS.
18"	16"	MRBSB000180000	RBAGS-16	75995	7.3
18"	18"	MRBSB00018F000	RBAGS-18	76967	8.2
24"	22"	MRBSB000240000	RBAGS-22	75996	10.1
24"	24"	MRBSB00024F000	RBAGS-24	76968	11.0
30"	28"	MRBSB000300000	RBAGS-28	75997	12.8
30"	30"	MRBSB00030F000	RBAGS-30	76969	13.7
36"	34"	MRBSB000360000	RBAGS-34	75998	15.5
36"	36"	MRBSB00036F000	RBAGS-36	76970	16.5
42"	40"	MRBSB000420000	RBAGS-40	75999	18.3
42"	42"	MRBSB00042F000	RBAGS-42	76971	19.2
48"	46"	MRBSB000480000	RBAGS-46	76028	21.0
48"	48"	MRBSB00048F000	RBAGS-48	76972	21.9
54"	52"	MRBSB000540000	RBAGS-52	76029	23.8
54"	54"	MRBSB00054F000	RBAGS-54	76973	24.7
60"	58"	MRBSB000600000	RBAGS-58	76030	26.5
60"	60"	MRBSB00060F000	RBAGS-60	76974	27.4
72"	70"	MRBSB000720000	RBAGS-70	76031	32.0
72"	72"	MRBSB00072F000	RBAGS-72	76975	32.9
84"	84"	MRBSB00084F000	RBAGS-84	76976	38.4



Arch/Gordon Saber®

Additional blade sizes are available upon request. Call for pricing.

Lead time: 1 working day

NOTE: Also works on Falcon Primary Cleaners (Canada).

Replacement Blade Pin

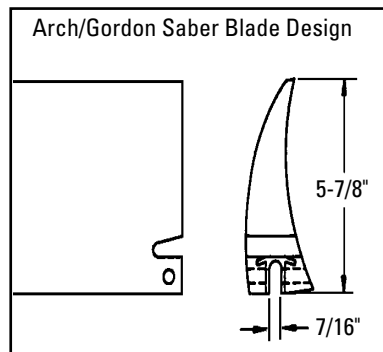
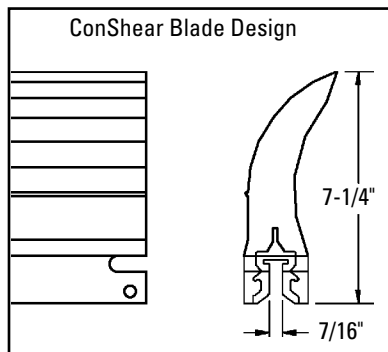
ORDERING NUMBER	ITEM CODE	WT. LBS.
EZP1BP	75642	0.1

Lead time: 1 working day

ConShear-LS for Arch/Gordon Mini-Saber Blades

BELT WIDTH		BLADE WIDTH		ARCH/GORDON PART NUMBER	ORDERING NUMBER	CONSHEAR-LS ITEM CODE	WT. LBS.
in.	mm	in.	mm				
18	450	16	400	MRBMN00018	RBAGM-16	77106	3.3
24	600	22	550	MRBMN00024	RBAGM-22	77107	4.6
30	750	28	700	MRBMN00030	RBAGM-28	77108	5.8
36	900	34	850	MRBMN00036	RBAGM-34	77109	7.1
42	1050	40	1000	MRBMN00042	RBAGM-40	77110	8.3
48	1200	46	1150	MRBMN00048	RBAGM-46	77111	9.6

Additional sizes are available upon request. Call for pricing.



Specifications

SLOT WIDTH	POLE PLATE THICKNESS	CONSHEAR BLADE HEIGHT	SABER BLADE HEIGHT
7/16"	3/8"	7-1/4"	5-7/8"

Usable Blade Volume Comparison

BLADE TYPE	BLADE LENGTH	Usable BLADE AREA (cross-section)	Usable BLADE VOLUME
Arch/Gordon Saber®	28"	3.06 in ²	85.7 in ³
ConShear™	28"	5.50 in ²	154.0 in ³

U.S. Patent No. D482,508S

ConShear™ is a trademark of Flexible Steel Lacing Company.

Saber® is a registered trademark of Arch Environmental Equipment Inc., Paducah, KY.

GOODYEAR
GOODYEARBELTING.COM

Call Toll Free: 1-866-711-4673
International: +1-727-342-5086

**We Ship
World Wide**

Part Number Cross-Reference Guide

Cross-Reference for Replacement of Arch/Gordon Saber (SCM) Channel Mount Blades

Ordering Information

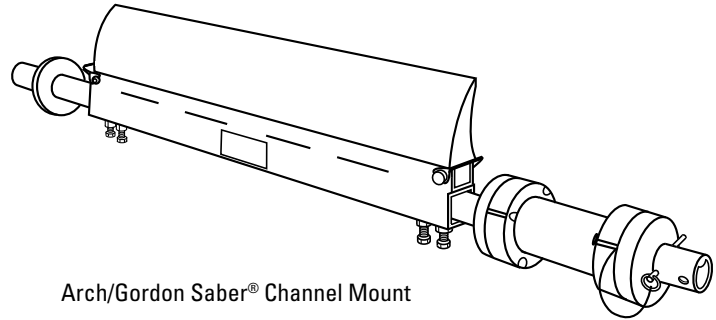
BELT WIDTH	ACTUAL BLADE LENGTH	ARCH/GORDON PART NUMBER	ARCH/GORDON OLD PART NUMBER	ORDERING NUMBER	CONShear™ ITEM CODE	WT. LBS.
18"	16"	MRBCM00018	SCM-016-18	RBAGSCM-16	76572	7.3
24"	22"	MRBCM00024	SCM-016-24	RBAGSCM-22	76573	10.1
30"	28"	MRBCM00030	SCM-016-30	RBAGSCM-28	76574	12.8
36"	34"	MRBCM00036	SCM-016-36	RBAGSCM-34	76575	15.5
42"	40"	MRBCM00042	SCM-016-42	RBAGSCM-40	76576	18.3
48"	46"	MRBCM00048	SCM-016-48	RBAGSCM-46	76577	21.0
54"	52"	MRBCM00054	SCM-016-54	RBAGSCM-52	76578	23.8
60"	58"	MRBCM00060	SCM-016-60	RBAGSCM-58	76579	26.5
72"	70"	MRBCM00072	SCM-016-72	RBAGSCM-70	76581	32.0

Additional blade sizes are available upon request. Call for pricing.
NOTE: Blade coverage is 2 inches less than belt width.

Replacement Blade Pin

ORDERING NUMBER	ITEM CODE	WT. LBS.
EZP1BP	75642	0.1

Lead time: 1 working day



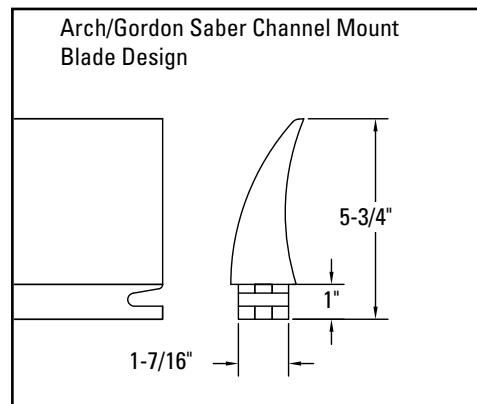
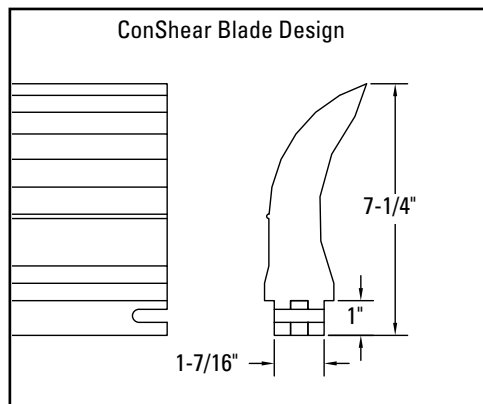
Arch/Gordon Saber® Channel Mount

Specifications

BASE WIDTH	CONShear BLADE HEIGHT	CHANNEL MOUNT BLADE HEIGHT
1-7/16"	7-1/4"	5-3/4"

Usable Blade Volume Comparison

BLADE TYPE	BLADE LENGTH	Usable BLADE AREA (cross-section)	Usable BLADE VOLUME
Arch/Gordon Saber® Channel Mount	28"	3.06 in ²	85.7 in ³
ConShear™	28"	5.50 in ²	154.0 in ³



U.S. Patent No. D482,508S

ConShear™ is a trademark of Flexible Steel Lacing Company.
Saber® is a registered trademark of Arch Environmental Equipment Inc., Paducah, KY.

GOODYEAR
GOODYEARBELTING.COM

Call Toll Free: 1-866-711-4673
International: +1-727-342-5086

**We Ship
World Wide**

Part Number Cross-Reference Guide

Cross-Reference for Replacement of Superior Exterra® Blades


Ordering Information

BELT WIDTH	ACTUAL BLADE LENGTH	SUPERIOR EXTERRA® PART NUMBER	ORDERING NUMBER	CONSHEAR™ ITEM CODE	WT. LBS.
12"	10"	07-00540	RBSE-10	79861	4.6
18"	16"	07-00541	RBSE-16	79862	7.3
24"	22"	07-00542	RBSE-22	79863	10.1
30"	28"	07-00543	RBSE-28	79864	12.8
36"	34"	07-00544	RBSE-34	79865	15.5
42"	40"	07-00545	RBSE-40	79866	18.3
48"	46"	07-00546	RBSE-46	79867	21.0
54"	52"	07-00547	RBSE-52	79868	23.8
60"	58"	07-00549	RBSE-58	79869	26.5
66"	64"	07-00548	RBSE-64	79870	29.3
72"	70"	07-00550	RBSE-70	79871	32.0

Additional blade sizes are available upon request. Call for pricing.

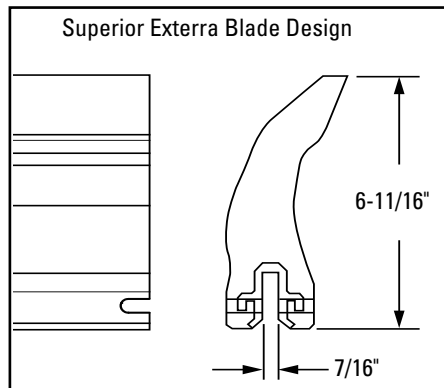
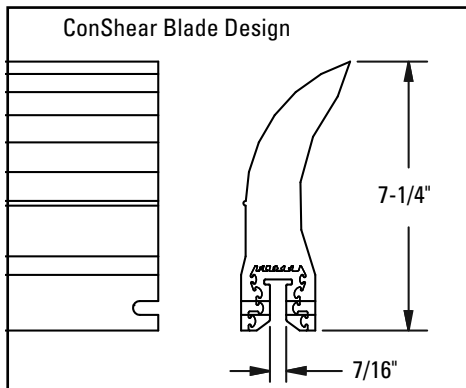
NOTE: Blade coverage is 2 inches less than belt width.

Lead time: 1 working day



Specifications

SLOT WIDTH	POLE PLATE THICKNESS	CONSHEAR BLADE HEIGHT	EXTERRA BLADE HEIGHT
7/16"	3/8"	7-1/4"	6-11/16"



U.S. Patent No. D482,508S

ConShear™ is a trademark of Flexible Steel Lacing Company.

Exterra® is a registered trademark of Superior Industries, Inc. Morris, MN

GOODYEAR
GOODYEARBELTING.COM

Call Toll Free: 1-866-711-4673
International: +1-727-342-5086

**We Ship
World Wide**

Part Number Cross-Reference Guide

Cross-Reference for Replacement of ASGCO® Skalper® III and IV Blades*

Ordering Information

BELT WIDTH	ACTUAL BLADE LENGTH	ASGCO® PART NUMBER	ORDERING NUMBER	CONSSHEAR™ ITEM CODE	WT. LBS.
18"	18"	ASG-SK4-18A	RBAS4-18	76032	8.3
24"	24"	ASG-SK4-24A	RBAS4-24	76033	11.0
30"	30"	ASG-SK4-30A	RBAS4-30	76034	13.8
36"	36"	ASG-SK4-36A	RBAS4-36	76035	16.6
42"	42"	ASG-SK4-42A	RBAS4-42	76036	19.3
48"	48"	ASG-SK4-48A	RBAS4-48	76037	22.1
54"	54"	ASG-SK4-54A	RBAS4-54	76038	24.8
60"	60"	ASG-SK4-60A	RBAS4-60	76039	27.6
72"	72"	ASG-SK4-72A	RBAS4-72	76040	33.1

Additional blade sizes are available upon request. Call for pricing.

NOTE: Blade coverage is the same as the belt width.

Blade design is identical to Argonics replacement blade, except for length. Can be interchanged.

*Also interchangeable with ASGCO® Skalper® III Blades.

Lead time: 1 working day

Replacement Blade Pin

ORDERING NUMBER	ITEM CODE	WT. LBS.
RB38BP	79481	0.2

Lead time: 1 working day

Specifications

SLOT WIDTH	POLE PLATE THICKNESS	CONSSHEAR BLADE HEIGHT	SKALPER BLADE HEIGHT
9/16"	1/2"	7-1/4"	6-5/8"

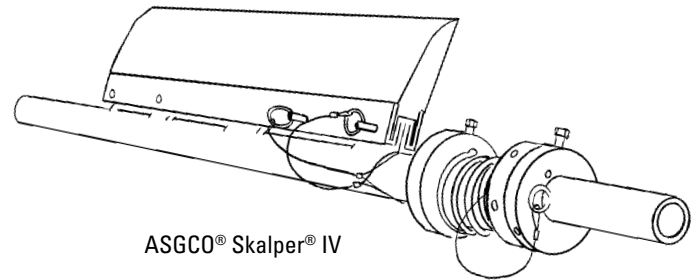
Usable Blade Volume Comparison

BLADE TYPE	BLADE LENGTH	Usable BLADE AREA (cross-section)	Usable BLADE VOLUME
ASGCO® Skalper® IV	28"	3.29 in ²	92.1 in ³
ConShear™	28"	5.50 in ²	154.0 in ³

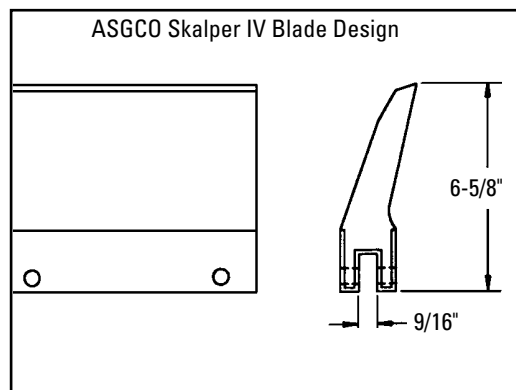
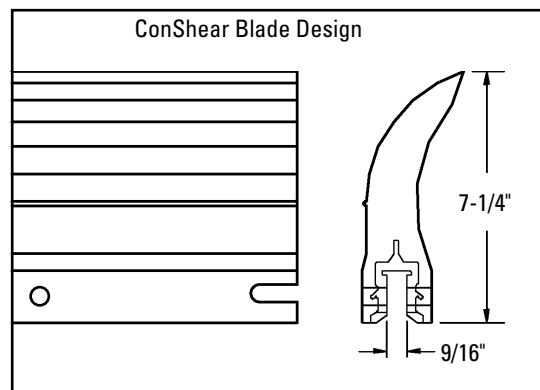
ConShear-LS for ASGCO Mini-Skalper Blades

BELT WIDTH		BLADE WIDTH		ASGCO PART NUMBER	ORDERING NUMBER	ITEM CODE	WT. LBS.
in.	mm	in.	mm				
18	450	12	400	ASG-SBBM-12A	RBAMS-12	77376	2.1
24	600	18	550	ASG-SBBM-18A	RBAMS-18	77377	3.3
30	750	24	700	ASG-SBBM-24A	RBAMS-24	77378	4.6
36	900	30	850	ASG-SBBM-30A	RBAMS-30	77379	5.8
42	1050	36	1000	ASG-SBBM-36A	RBAMS-36	77380	7.1
48	1200	42	1150	ASG-SBBM-42A	RBAMS-42	77381	8.3

Additional sizes are available upon request. Call for pricing.



ASGCO® Skalper® IV



U.S. Patent No. D482,508S

ConShear® is a trademark of Flexible Steel Lacing Company.

ASGCO® and Skalper® are registered trademarks of ASGCO Mfg, Inc., Allentown, PA.

GOODYEAR
GOODYEARBELTING.COM

Call Toll Free: 1-866-711-4673
International: +1-727-342-5086

**We Ship
World Wide**

Part Number Cross-Reference Guide

Cross-Reference for Replacement of Argonics™ Raptor™ Blades

Ordering Information

BELT WIDTH	ACTUAL BLADE LENGTH	ARGONICS PART NUMBER	ORDERING NUMBER	CONShear™ ITEM CODE	WT. LBS.
12"	10"	CP-RE-10-G83	RBAER-10	76041	4.6
18"	16"	CP-RE-16-G83	RBAER-16	76042	7.3
24"	22"	CP-RE-22-G83	RBAER-22	76043	10.1
30"	28"	CP-RE-28-G83	RBAER-28	76044	12.8
36"	34"	CP-RE-34-G83	RBAER-34	76045	15.5
42"	40"	CP-RE-40-G83	RBAER-40	76046	18.3
46"	44"	CP-RE-44-G83	RBAER-44	76655	20.1
48"	46"	CP-RE-46-G83	RBAER-46	76047	21.0
54"	52"	CP-RE-52-G83	RBAER-52	76048	23.8
60"	58"	CP-RE-58-G83	RBAER-58	76049	26.5
72"	70"	CP-RE-70-G83	RBAER-70	76050	32.0

Additional blade sizes are available upon request. Call for pricing.

NOTE: Blade coverage is 2 inches less than the belt width.

Blade design is identical to ASGCO replacement blade, except for length. Can be interchanged.

Lead time: 1 working day

Replacement Blade Pin

ORDERING NUMBER	ITEM CODE	WT. LBS.
RB38BP	79481	0.2

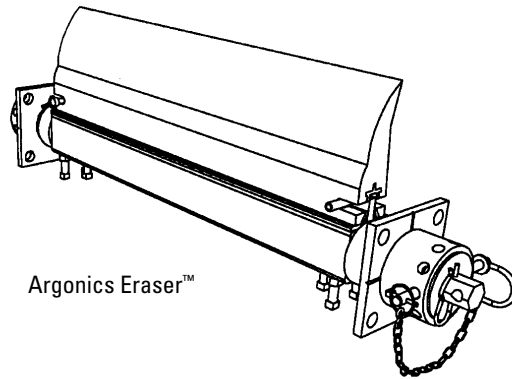
Lead time: 1 working day

Specifications

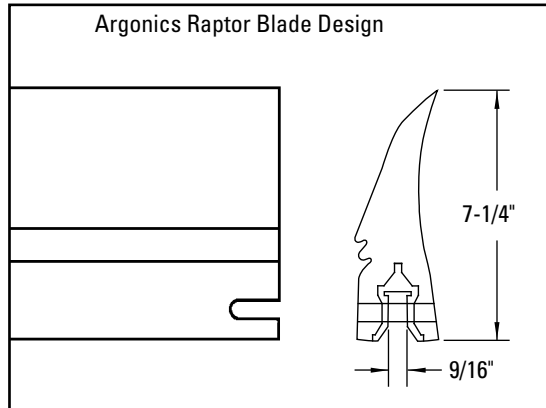
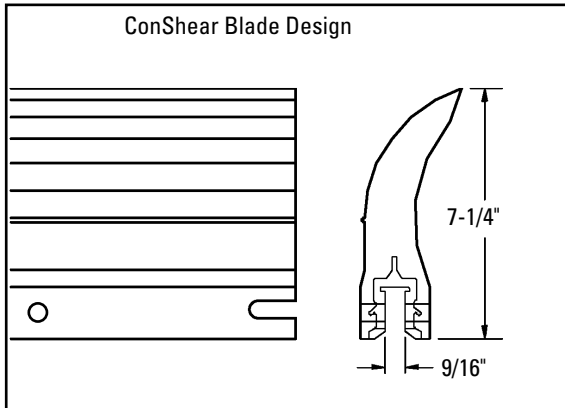
SLOT WIDTH	POLE PLATE THICKNESS	CONShear BLADE HEIGHT	RAPTOR BLADE HEIGHT
9/16"	1/2"	7-1/4"	7-1/4"

Usable Blade Volume Comparison

BLADE TYPE	BLADE LENGTH	Usable BLADE AREA (cross-section)	Usable BLADE VOLUME
Argonics™ Raptor™	28"	4.25 in ²	119.0 in ³
ConShear™	28"	5.50 in ²	154.0 in ³



Argonics Eraser™



U.S. Patent No. D482,508S

ConShear™ is a trademark of Flexible Steel Lacing Company.

Eraser™ and Raptor™ are registered trademarks of Arconics, Inc., Marquette, MI.

GOODYEAR
GOODYEARBELTING.COM

Call Toll Free: 1-866-711-4673
International: +1-727-342-5086

**We Ship
World Wide**

Part Number Cross-Reference Guide

Cross-Reference for Replacement of Stephens-Adamson Metso/Trellex Blades

Ordering Information

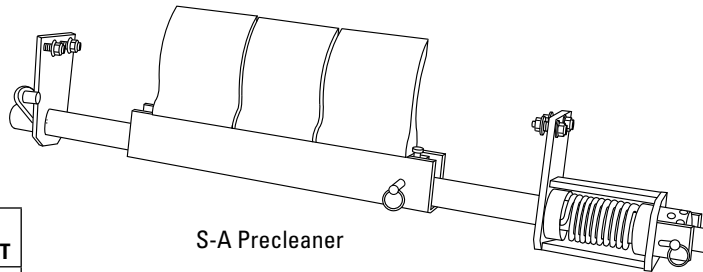
ACTUAL BLADE LENGTH	SA PART NUMBER	ORDERING NUMBER	CONShear™ ITEM CODE	WT. LBS.
6"	ABC90	RB6SA	76570	3.1

Blades fit into cartridge that mounts on the pole.
Lead time: 1 working day

Cleaner Blades Required Per Belt Width

in.	18	24	30	36	42	48	54	60	72
mm	450	600	750	900	1050	1200	1350	1500	1800
Blades Required	2	3	4	5	6	7	8	9	11

NOTE: Blade coverage is 6 inches less than the belt width.

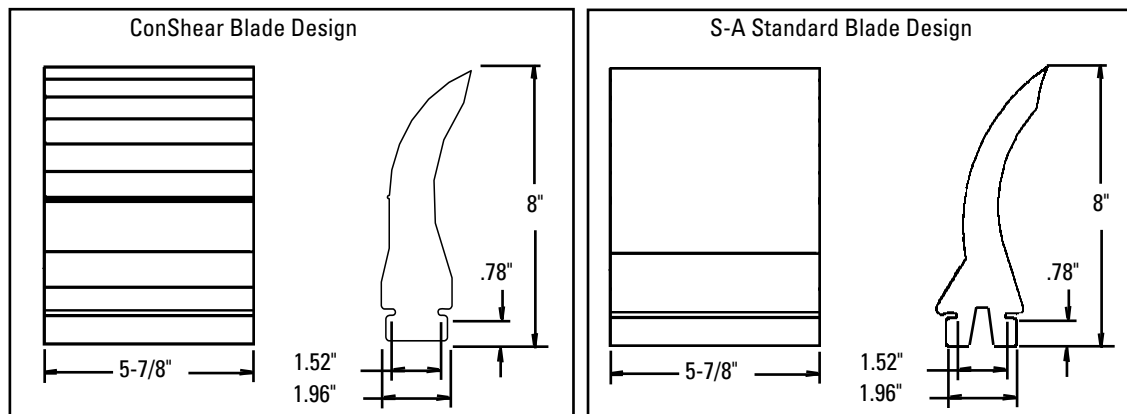


Specifications

BASE WIDTH	BASE HEIGHT	CONShear BLADE HEIGHT	S-A BLADE HEIGHT
1.96"	.78"	8"	8"

Usable Blade Volume Comparison

BLADE TYPE	BLADE LENGTH	Usable BLADE AREA (cross-section)	Usable BLADE VOLUME
S-A Metso/Trellex	6"	3.88 in ²	22.8 in ³
ConShear™	6"	5.50 in ²	33.0 in ³



U.S. Patent No. D482,508S

ConShear™ is a trademark of Flexible Steel Lacing Company.

GOODYEAR
GOODYEARBELTING.COM

Call Toll Free: 1-866-711-4673
International: +1-727-342-5086

**We Ship
World Wide**

Part Number Cross-Reference Guide

Cross-Reference for Replacement of Martin® Durt Hawg® Precleaner Blades

Ordering Information

ACTUAL BLADE LENGTH	MARTIN® PART NUMBER	ORDERING NUMBER	CONSHEAR™ ITEM CODE	WT. LBS.
6"	27987-C	RB6DH	76571	3.3

Lead time: 1 working day

Cleaner Blades Required Per Belt Width

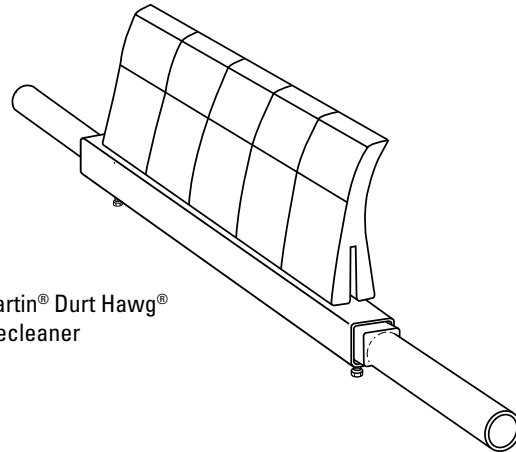
in.	18	24	30	36	42	48	54	60	72
mm	450	600	750	900	1050	1200	1350	1500	1800
Blades Required	2	3	4	5	6	7	8	9	11

NOTE: Blade coverage is 6 inches less than the belt width.

Specifications

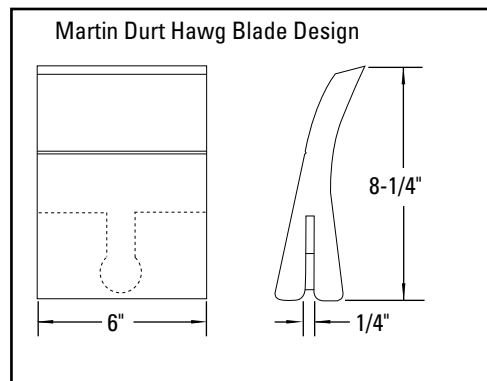
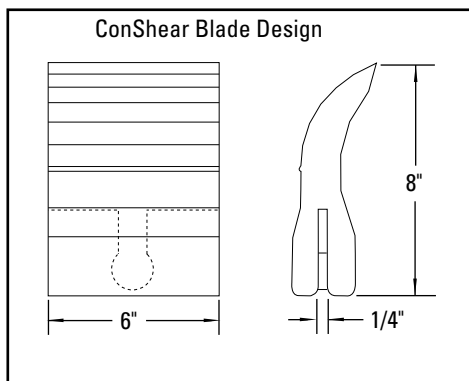
SLOT WIDTH	CONSHEAR BLADE HEIGHT	DURT HAWG BLADE HEIGHT
1/4"	8"	8 1/4"

Martin® Durt Hawg®
Precleaner



Usable Blade Volume Comparison

BLADE TYPE	BLADE LENGTH	Usable BLADE AREA (cross-section)	Usable BLADE VOLUME
Martin® Durt Hawg	6"	3.80 in ²	22.2 in ³
ConShear™	6"	5.50 in ²	33.0 in ³



U.S. Patent No. D482,508S

ConShear™ is a trademark of Flexible Steel Lacing Company. Martin® and Durt Hawg® are registered trademarks of Martin Engineering, Neponset, IL.

GOODYEAR
GOODYEARBELTING.COM

Call Toll Free: 1-866-711-4673
International: +1-727-342-5086

**We Ship
World Wide**

Product Ordering Information

V-Plow



V-Plow*

SIZE	BELT WIDTH		ORDERING NUMBER	ITEM CODE	WT. LBS.
	in.	mm			
Extra Small	18-24	450-600	CBV-XS	73131	53.0
Small	30-36	750-900	CBV-S	73132	65.0
Medium	42-48	1050-1200	CBV-M	73133	74.0
Large	54-60	1350-1500	CBV-L	73134	84.0
72"	72	1800	CBV-72	74389	150.0
84"	84	2100	CBV-84	74390	175.0
96"	96	2400	CBV-96	74391	200.0

*Use next larger size for belt widths between ranges.
Lead time: 1 working day

Replacement Blade Kits**

SIZE	BELT WIDTH		ORDERING NUMBER	ITEM CODE	WT. LBS.
	in.	mm			
Extra Small	18-24	450-600	VBK-XS	73190	4.5
Small	30-36	750-900	VBK-S	73191	6.0
Medium	42-48	1050-1200	VBK-M	73192	7.5
Large	54-60	1350-1500	VBK-L	73193	9.0
72"	72	1800	VBK-72	74457	13.0
84"	84	2100	VBK-84	74458	15.0
96"	96	2400	VBK-96	74459	17.0

**Kit includes blades and replacement blade bolts.
Lead time: 1 working day



Optional Urethane Blade Kits**

Typically provides 3 to 5 times longer wear life.

SIZE	BELT WIDTH		ORDERING NUMBER	ITEM CODE	WT. LBS.
	in.	mm			
Extra Small	18-24	450-600	VUBK-XS	75570	5.4
Small	30-36	750-900	VUBK-S	75571	8.0
Medium	42-48	1050-1200	VUBK-M	75572	10.5
Large	54-60	1350-1500	VUBK-L	75573	13.0
72"	72	1800	VUBK-72	75574	15.9
84"	84	2100	VUBK-84	75575	18.5
96"	96	2400	VUBK-96	75576	21.0

**Kit includes blades and replacement blade bolts.
Lead time: 1 working day

Shaded items are made to order.
Lead time: 10 working days

Product Notes:

- Exclusive blade design - 20° slant on leading edge spirals debris off the belt.
- Self-adjusting blade - the blade floats on the belt and self-adjusts as it wears.
- Unique blade adjuster - turnbuckle-type adjuster allows the blade to be accurately positioned to the belt.
- Easy to install - comes fully assembled and can be placed right into position on the conveyor.

GOODYEAR
GOODYEARBELTING.COM

Call Toll Free: 1-866-711-4673
International: +1-727-342-5086

**We Ship
World Wide**

Product Ordering Information

Diagonal Plow

Diagonal Plows*

SIZE	BELT WIDTH		ORDERING NUMBER	ITEM CODE	WT. LBS.
	in.	mm			
Small	18-30	450-750	RDP1-S	74692	45.0
Medium	36-42	900-1050	RDP1-M	74693	56.0
Large	48-60	1200-1500	RDP1-L	74694	70.0
Extra Large	72-84	1800-2100	RDP1-XL	74695	96.0

*Use next larger size for belt widths between ranges.

Lead time: 1 working day



Replacement Blade Kits**

SIZE	BELT WIDTH		ORDERING NUMBER	ITEM CODE	WT. LBS.
	in.	mm			
Small	18-30	450-750	RDPBK-S	74699	4.0
Medium	36-42	900-1050	RDPBK-M	74700	5.6
Large	48-60	1200-1500	RDPBK-L	74701	8.4
Extra Large	72-84	1800-2100	RDPBK-XL	74702	12.0

**Kit includes blade and replacement blade bolts.

Lead time: 1 working day



Product Notes:

- A belt cleaner for the tail pulley. Prevents damage to the belt, pulley, lagging, and belt splice.
- Keeps fugitive materials off the inside of the belt and out of the tail pulley.
- Installed at a 45° angle across the belt to discharge material to one predetermined side.
- The blade is installed in a fixed position, eliminating any bouncing problems.
- Exclusive 20° angled blade quickly spirals material off the belt.

GOODYEAR
GOODYEARBELTING.COM

Call Toll Free: 1-866-711-4673
International: +1-727-342-5086

**We Ship
World Wide**

Specifications & Guidelines

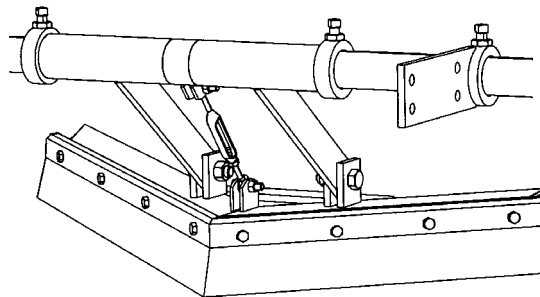
V-Plow & Diagonal Plow

V-Plow

Belt Width Specifications

SIZE	BELT WIDTH (Min-Max)	
	in.	mm
Extra Small	18-24	450-600
Small	30-36	750-900
Medium	42-48	1050-1200
Large	54-60	1350-1500
72"	72	1800
84"	84	2100
96"	96	2400

Use next larger size for belt widths between ranges.

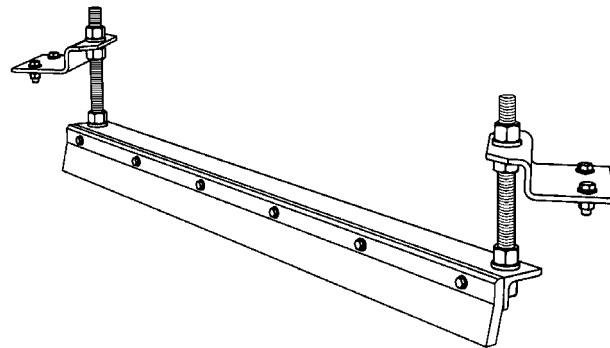


Diagonal Plow

Belt Width Specifications

SIZE	BELT WIDTH (Min-Max)	
	in.	mm
Small	18-30	450-750
Medium	36-42	900-1050
Large	48-60	1200-1500
Extra Large	72-84	1800-2100

Use next larger size for belt widths between ranges.

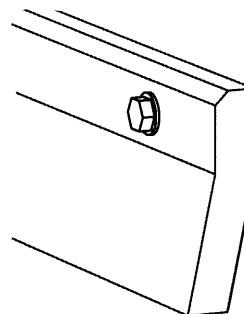


Application Guidelines

- Belt Splice Mechanically Fastened/Vulcanized
- Belt Speed 1000 FPM (5M/sec) for V-Plow; 700 FPM (3.5M/sec) for Diagonal Plow
- Belt Direction One Way

V-Plow & Diagonal Plow Blade Specifications

Material	UHMWPE
Durometer	67-D
Working Temperature	
°F	-40° to 160°
°C	-40° to 71°
Grease & Chemical Resistance	Excellent
Sticky Material Performance	Excellent

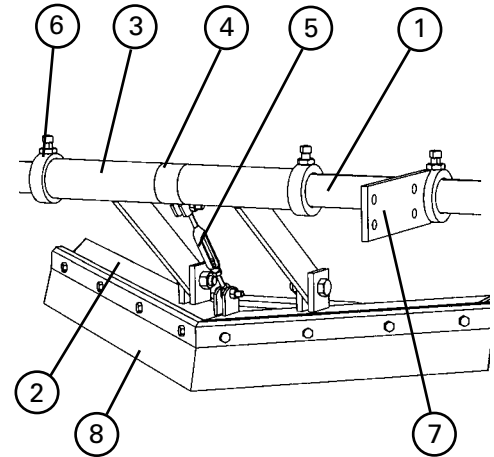


Replacement Parts Lists

V-Plow & Diagonal Plow

Replacement Parts - V-Plow

REF	DESCRIPTION	BELT WIDTH (Min-Max)		ORDERING NUMBER	ITEM CODE	WT. LBS.
		in.	mm			
1	V-Plow Pole XS	18-24	450-600	VPXS	73400	13.0
	V-Plow Pole S	30-36	750-900	VPS	73408	15.0
	V-Plow Pole M	42-48	1050-1200	VPM	73409	18.0
	V-Plow Pole L	54-60	1350-1500	VPL	73410	21.0
	V-Plow Pole 72	72	1800	VP72	74395	24.0
	V-Plow Pole 84	84	2100	VP84	74396	27.0
	V-Plow Pole 96	96	2400	VP96	74397	30.0
2	V-Plow Mainframe XS	18-24	450-600	VMFXS	73535	12.0
	V-Plow Mainframe S	30-36	750-900	VMFS	73549	15.0
	V-Plow Mainframe M	42-48	1050-1200	VMFM	74037	22.0
	V-Plow Mainframe L	54-60	1350-1500	VMFL	74038	28.0
	V-Plow Mainframe 72	72	1800	VMF72	74398	35.0
	V-Plow Mainframe 84	84	2100	VMF84	74399	42.0
	V-Plow Mainframe 96	96	2400	VMF96	74440	50.0
3	VP Main Linkage Kit* (1 ea.)			VMLK	74982	5.0
4	VP Center Sleeve			VCS	73533	1.0
5	V-Plow Adjuster Kit*			VAK	76416	0.5
6	VP Stop Collar* (1 ea.)			VSC	74983	1.0
7	VP Mounting Bracket Kit* (1 ea.)			VMBK	73399	5.0
REPLACEMENT BLADE KITS**						
8	Replacement Blade Kit XS	18-24	450-600	VBK-XS	73190	4.5
	Replacement Blade Kit S	30-36	750-900	VBK-S	73191	6.0
	Replacement Blade Kit M	42-48	1050-1200	VBK-M	73192	7.5
	Replacement Blade Kit L	54-60	1350-1500	VBK-L	73193	9.0
	Replacement Blade Kit 72	72	1800	VBK-72	74457	13.0
	Replacement Blade Kit 84	84	2100	VBK-84	74458	15.0
	Replacement Blade Kit 96	96	2400	VBK-96	74459	17.0



Shaded items are made to order.
Lead time: 10 working days

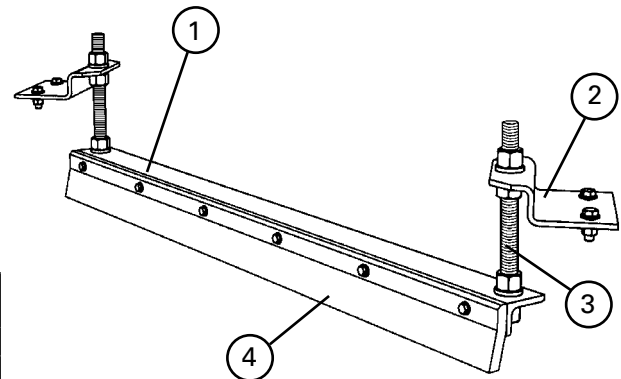
*Hardware included

**Kit includes blades and replacement blade bolts.

Lead time: 1 working day

Replacement Parts - Diagonal Plow

REF	DESCRIPTION	BELT WIDTH (Min-Max)		ORDERING NUMBER	ITEM CODE	WT. LBS.
		in.	mm			
1	Small Plow Frame	18-30	450-750	RDPF-S	75566	18.1
	Medium Plow Frame	36-42	900-1050	RDPF-M	75567	26.3
	Large Plow Frame	48-60	1200-1500	RDPF-L	75568	38.4
	Extra Large Plow Frame	72-84	1800-2100	RDPF-XL	75569	60.7
2	Mounting Bracket Kit* (1 ea.)			RDPMBK	74698	6.1
3	Mounting Shaft Kit* (1 ea.)			RDPMSK	74705	3.6
REPLACEMENT BLADE KITS**						
4	Small Plow Blade Kit	18-30	450-750	RDPBK-S	74699	4.0
	Medium Plow Blade Kit	36-42	900-1050	RDPBK-M	74700	5.6
	Large Plow Blade Kit	48-60	1200-1500	RDPBK-L	74701	8.4
	Extra Large Plow Blade Kit	72-84	1800-2100	RDPBK-XL	74702	12.0



*Hardware included

**Kit includes blades and replacement blade bolts.

Lead time: 1 working day

GOODYEAR
GOODYEARBELTING.COM

Call Toll Free: 1-866-711-4673
International: +1-727-342-5086

We Ship
World Wide

Specifications & Guidelines

Flexco Slider/Impact Beds

Easy Solution for Load Zone Problems

- Complete load zone offering with slider beds through impact beds for up to 750 ft-lbs of force.
- No specifying trough angle; each bed is adjustable for 20°, 35° and 45° trough settings (ships at 35° setting).
- Low-profile installation. Because EZ Series beds feature trough wings that are adjustable, they lay flat during installation, providing more clearance.
- Full UHMW slider bars included on outside bar to provide proper sealing and long life.
- Unique Impact Bar Supports protect the impact bars from damage, extending service life. An Anti-Migratory Tab on each support secures the bar and prevents it from sliding in the direction of belt travel.
- All beds are manufactured for mounting holes belt width +9" (225mm), per CEMA. For wider structure, contact Customer Service for special quote.

How to spec the correct slider/impact bed for your conveyor transfer point

Roller Size and CEMA Rating

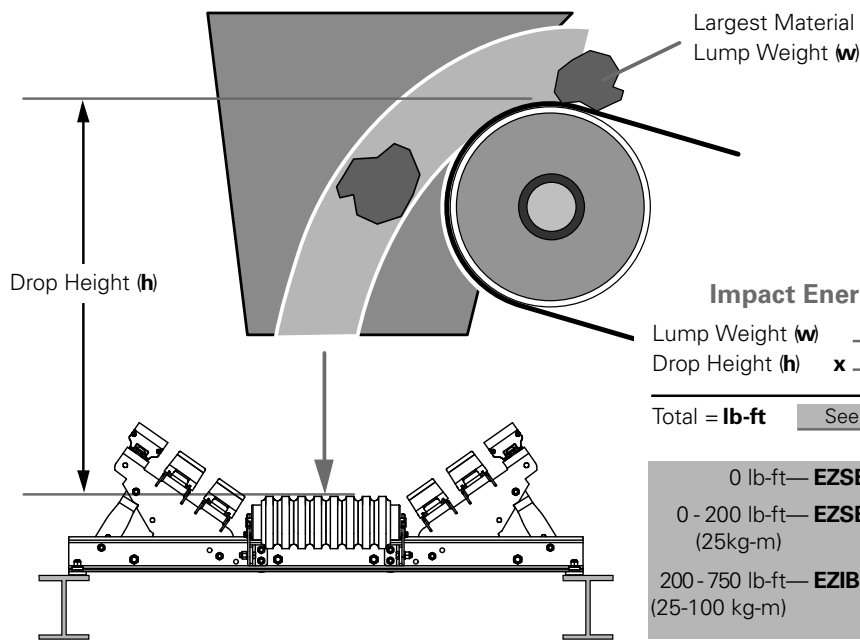
5" (125mm) 6" (150mm)

CEMA C D E

Belt Width: _____

Bed Length: 4' (1.2M) 5' (1.5M)

Impact Energy Calculation Chart



0 lb-ft—EZSB-C
 0 - 200 lb-ft—EZSB-I or EZIB-L
 (25kg-m)
 200 - 750 lb-ft—EZIB-M
 (25-100 kg-m)

Product Ordering Information

EZSB-C Flexco Slider Beds CoreTech™ Rolls



Flexco Slider Bed with CoreTech™ Rolls

(for non-impact areas)

BELT WIDTH		TONNAGE RATING (ton/hr)	4' (1.2M) LENGTH			5' (1.5M) LENGTH		
in.	mm		ORDERING NUMBER	ITEM CODE	WT. LBS	ORDERING NUMBER	ITEM CODE	WT. LBS
24	600	–	EZSB24-4C	78855	244.1	EZSB24-5C	78863	261.1
30	750	–	EZSB30-4C	78856	263.2	EZSB30-5C	78864	279.7
36	900	–	EZSB36-4C	78857	289.0	EZSB36-5C	78865	305.5
42	1050	–	EZSB42-4C	78858	358.8	EZSB42-5C	78866	382.9
48	1200	–	EZSB48-4C	78859	385.7	EZSB48-5C	78867	410.4
54	1350	–	EZSB54-4C	78860	455.1	EZSB54-5C	78868	488.0
60	1500	–	EZSB60-4C	78861	478.7	EZSB60-5C	78869	511.6
72	1800	–	EZSB72-4C	78862	513.0	EZSB72-5C	78870	545.9

Lead time: 1 working day

Product Notes:

- CEMA D construction
- No need to specify troughing angle—designed to adjust to 20°, 35°, 45°.
- Designed for containment in the load zone, but not intended for impact zones.
- Slider bars are solid 1" (25mm) UHMW providing longer wear life and consistent load zone sealing.
- Product ships with two idlers. Additional idlers can be added by purchasing an EZRMK and the appropriate corresponding idler.

Adjustable Idler Set with CoreTech™ Rolls

(for placement in between 3 or more beds)

BELT WIDTH		ORDERING NUMBER	ITEM CODE	WT. LBS
in.	mm			
24	600	EZAI-24	79000	79.9
30	750	EZAI-30	79001	90.0
36	900	EZAI-36	79002	100.7
42	1050	EZAI-42	79003	110.0
48	1200	EZAI-48	79004	123.3
54	1350	EZAI-54	79005	132.5
60	1500	EZAI-60	79006	141.3
72	1800	EZAI-72	79007	163.6

Lead time: 1 working day



U.S. Patent pending

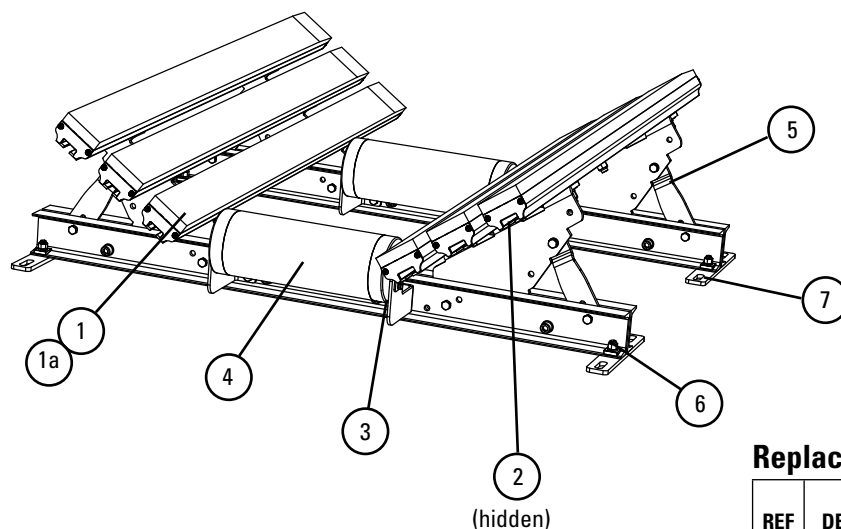
GOODYEAR
GOODYEARBELTING.COM

Call Toll Free: 1-866-711-4673
International: +1-727-342-5086

**We Ship
World Wide**

Replacement Parts List

EZSB-C
Flexco Slider Beds
CoreTech™ Rolls



Shim Requirements

IMPACT BED SIZE	CEMA C OR D, 5" (125mm) Idlers	CEMA C OR D, 6" (150mm) IDLERS
24"-36" (600-900mm)	Shim idler up .5" (12.5mm)	No Kits Required
42"-72" (1050-1800mm)	No Kits Required	Use (1) SHIM-KITL; Shim up .5" (12.5mm)

IMPACT BED SIZE	CEMA E, 6" (150mm) IDLERS	CEMA E, 7" (175mm) IDLERS
36"-60" (900-1500mm)	Use (3) SHIM-KITL; Shim up 1.5" (37.5mm)	Use (4) SHIM-KITL; Shim up 2" (50mm)
72" (1800mm)	Use (4) SHIM-KITL; Shim up 2" (50mm)	Use (5) SHIM-KITL; Shim up 2.5" (62.5mm)

Replacement Parts

REF	DESCRIPTION	ORDERING NUMBER	ITEM CODE	WT. LBS.
1	Slider Bar, 4' (1.2M)	SB4	78789	20.0
1a	Slider Bar, 5' (1.5M)	SB5	78790	24.1
2	Bar Bolt Kit (incl. 1 ea. 5/8" (15mm) carriage bolt, square washer, flat washer, lock washer, Nylock nut)	IBBK	76928	0.5
3	Slider Roll Mount Kit *	EZRMK	78952	5.1
4	CoreTech™ Roll 24" (600mm)	N6D3T-24-9-A45	26107	9.1
	CoreTech Roll 30" (750mm)	N6D3T-30-11-A45	26108	10.6
	CoreTech Roll 36" (900mm)	N6D3T-36-13-A45	26109	12.3
	CoreTech Roll 42" (1050mm)	N6D3T-42-15-A45	26110	13.9
	CoreTech Roll 48" (1200mm)	N6D3T-48-17-A45	26111	16.1
	CoreTech Roll 54" (1350mm)	N6D3T-54-19-A45	26112	17.0
	CoreTech Roll 60" (1500mm)	N6D3T-60-21-A45	26113	18.1
5	CoreTech Roll 72" (1800mm)	N6D3T-72-25-A45	26114	21.6
	Wing Plate Kit 24" (600mm) *	EZWPK-24	78970	16.9
	Wing Plate Kit 30" (750mm) *	EZWPK-30	78971	17.4
	Wing Plate Kit 36" (900mm) *	EZWPK-36	78972	21.2
	Wing Plate Kit 42" (1050mm) *	EZWPK-42	78973	26.2
	Wing Plate Kit 48" (1200mm) *	EZWPK-48	78974	30.1
	Wing Plate Kit 54" (1350mm) *	EZWPK-54	78975	35.6
	Wing Plate Kit 60" (1500mm) *	EZWPK-60	78976	39.0
	Wing Plate Kit 72" (1800mm) *	EZWPK-72	78977	46.7
	6	Cross Stringer Kit 24" (600mm) *	EZCSK-24	78978
Cross Stringer Kit 30" (750mm) *		EZCSK-30	78979	56.5
Cross Stringer Kit 36" (900mm) *		EZCSK-36	78980	63.8
Cross Stringer Kit 42" (1050mm) *		EZCSK-42	78981	70.8
Cross Stringer Kit 48" (1200mm) *		EZCSK-48	78982	78.5
Cross Stringer Kit 54" (1350mm) *		EZCSK-54	78983	85.8
Cross Stringer Kit 60" (1500mm) *		EZCSK-60	78984	93.1
7	Shim Kit Light Duty (incl. 4 shims)	SHIM-KITL	77548	13.6

*Hardware Included
Lead time: 1 working day

Replacement Quantities for EZSB-C

in.	24	30	36	42	48	54	60	72
mm	600	750	900	1050	1200	1350	1500	1800
ROLLS REQUIRED	2	2	2	2	2	2	2	2
BARS REQUIRED	SLIDER	4	4	4	6	6	8	8
BAR BOLT KITS REQUIRED		8	8	8	12	12	16	16

U.S. Patent pending

GOODYEAR
GOODYEARBELTING.COM

Call Toll Free: 1-866-711-4673
International: +1-727-342-5086

**We Ship
World Wide**

Product Ordering Information

EZSB-I Flexco Slider Beds CoreTech™ Impact Rolls



Flexco Slider Bed with CoreTech™ Impact Rolls

(for impact zones with less than 200 lb-ft energy)

BELT WIDTH		TONNAGE RATING (ton/hr)	4' (1.2M) LENGTH			5' (1.5M) LENGTH		
in.	mm		ORDERING NUMBER	ITEM CODE	WT. LBS	ORDERING NUMBER	ITEM CODE	WT. LBS
24	600	3500	EZSB24-4I	78871	277.0	EZSB24-5I	78879	294.1
30	750	3500	EZSB30-4I	78872	300.0	EZSB30-5I	78880	317.1
36	900	4100	EZSB36-4I	78873	330.1	EZSB36-5I	78881	347.2
42	1050	4500	EZSB42-4I	78874	407.1	EZSB42-5I	78882	433.0
48	1200	4500	EZSB48-4I	78875	437.0	EZSB48-5I	78883	463.0
54	1350	4500	EZSB54-4I	78876	514.0	EZSB54-5I	78884	548.8
60	1500	4500	EZSB60-4I	78877	543.0	EZSB60-5I	78885	577.9
72	1800	4500	EZSB72-4I	78878	586.0	EZSB72-5I	78886	620.2

Lead time: 1 working day

Adjustable Idler Set with CoreTech™ Impact Rolls

(for placement in between 3 or more beds)



BELT WIDTH		ORDERING NUMBER	ITEM CODE	WT. LBS
in.	mm			
24	600	EZAI-24I	79091	89.9
30	750	EZAI-30I	79092	100.0
36	900	EZAI-36I	79093	110.7
42	1050	EZAI-42I	79094	120.0
48	1200	EZAI-48I	79095	133.3
54	1350	EZAI-54I	79096	142.5
60	1500	EZAI-60I	79097	151.3
72	1800	EZAI-72I	79098	173.6

Lead time: 1 working day

Product Notes:

- CEMA D construction
- No need to specify troughing angle—designed to adjust to 20°, 35°, 45°.
- Outermost trough bar features 1" (25mm) solid UHMW slider bar to provide longer wear life and consistent load zone sealing where impact is not present.

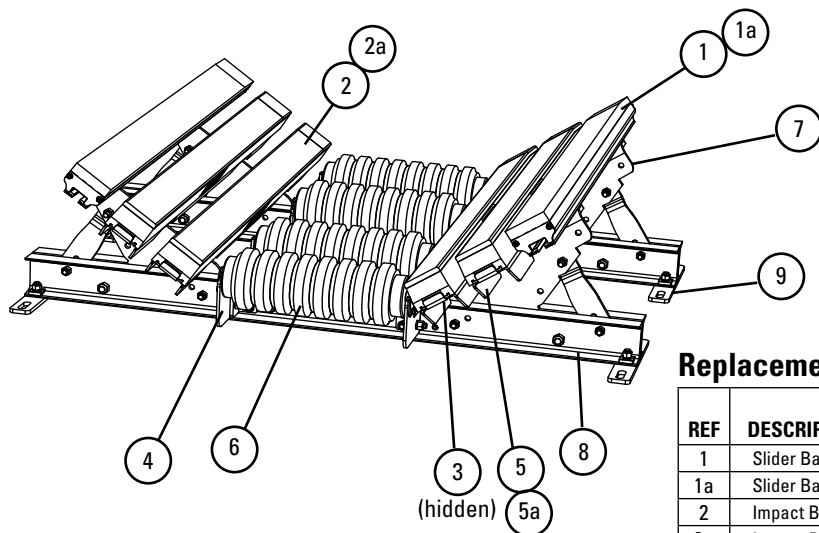
GOODYEAR
GOODYEARBELTING.COM

Call Toll Free: 1-866-711-4673
International: +1-727-342-5086

**We Ship
World Wide**

Replacement Parts List

EZSB-I
Flexco Slider Beds
CoreTech™ Impact Rolls



Replacement Parts

REF	DESCRIPTION	ORDERING NUMBER	ITEM CODE	WT. LBS.
1	Slider Bar, 4' (1.2M)	SB4	78789	20.0
1a	Slider Bar, 5' (1.5M)	SB5	78790	24.1
2	Impact Bar, 4' (1.2M)	IB4	76926	17.0
2a	Impact Bar, 5' (1.5M)	IB5	76927	21.0
3	Bar Bolt Kit (incl. 1 ea. 5/8" (15mm) carriage bolt, square washer, flat washer, lock washer, Nylock nut)	IBBK	76928	0.5
4	Impact Slider Mount Kit *	EZIRMK	79318	5.1
5	Impact Bar Support - L 4' (1.2M) *	EZBS-L4	78953	16.1
5a	Impact Bar Support - L 5' (1.5M) *	EZBS-L5	78954	20.4
6	Impact CoreTech™ Roll 24" (600mm)	NI6D3T-24-9-A45	26184	10.1
	Impact CoreTech Roll 30" (750mm)	NI6D3T-30-11-A45	26185	12.0
	Impact CoreTech Roll 36" (900mm)	NI6D3T-36-13-A45	26186	13.9
	Impact CoreTech Roll 42" (1050mm)	NI6D3T-42-15-A45	26187	16.0
	Impact CoreTech Roll 48" (1200mm)	NI6D3T-48-17-A45	26188	17.9
	Impact CoreTech Roll 54" (1350mm)	NI6D3T-54-19-A45	26189	19.8
	Impact CoreTech Roll 60" (1500mm)	NI6D3T-60-21-A45	26190	21.7
	Impact CoreTech Roll 72" (1800mm)	NI6D3T-72-25-A45	26191	25.6
7	Wing Plate Kit 24" (600mm) *	EZWPK-24	78970	16.9
	Wing Plate Kit 30" (750mm) *	EZWPK-30	78971	17.4
	Wing Plate Kit 36" (900mm) *	EZWPK-36	78972	21.2
	Wing Plate Kit 42" (1050mm) *	EZWPK-42	78973	26.2
	Wing Plate Kit 48" (1200mm) *	EZWPK-48	78974	30.1
	Wing Plate Kit 54" (1350mm) *	EZWPK-54	78975	35.6
	Wing Plate Kit 60" (1500mm) *	EZWPK-60	78976	39.0
8	Wing Plate Kit 72" (1800mm) *	EZWPK-72	78977	46.7
	Cross Stringer Kit 24" (600mm) *	EZCSK-24	78978	49.2
	Cross Stringer Kit 30" (750mm) *	EZCSK-30	78979	56.5
	Cross Stringer Kit 36" (900mm) *	EZCSK-36	78980	63.8
	Cross Stringer Kit 42" (1050mm) *	EZCSK-42	78981	70.8
	Cross Stringer Kit 48" (1200mm) *	EZCSK-48	78982	78.5
	Cross Stringer Kit 54" (1350mm) *	EZCSK-54	78983	85.8
9	Cross Stringer Kit 60" (1500mm) *	EZCSK-60	78984	93.1
	Cross Stringer Kit 72" (1800mm) *	EZCSK-72	78985	99.1
9	Shim Kit Light Duty (incl. 4 shims)	SHIM-KITL	77548	13.6

Shim Requirements

IMPACT BED SIZE	CEMA C OR D, 5" (125mm) Idlers	CEMA C OR D, 6" (150mm) IDLERS
24"-36" (600-900mm)	Shim idler up .5" (12.5mm)	No Kits Required
42"-72" (1050-1800mm)	No Kits Required	Use (1) SHIM-KITL; Shim up .5" (12.5mm)

IMPACT BED SIZE	CEMA E, 6" (150mm) IDLERS	CEMA E, 7" (175mm) IDLERS
36"-60" (900-1500mm)	Use (3) SHIM-KITL; Shim up 1.5" (37.5mm)	Use (4) SHIM-KITL; Shim up 2" (50mm)
72" (1800mm)	Use (4) SHIM-KITL; Shim up 2" (50mm)	Use (5) SHIM-KITL; Shim up 2.5" (62.5mm)

Replacement Quantities for EZSB-I

in.	24	30	36	42	48	54	60	72
mm	600	750	900	1050	1200	1350	1500	1800
ROLLS REQUIRED	4	4	4	4	4	4	4	4
BARS REQUIRED	SLIDER	2	2	2	2	2	2	2
	IMPACT	2	2	2	4	4	6	6
BAR BOLT KITS REQUIRED	10	10	10	16	16	22	22	22
BAR SUPPORTS REQUIRED	2	2	2	4	4	6	6	6

*Hardware Included
Lead time: 1 working day

U.S. Patent pending

GOODYEAR
GOODYEARBELTING.COM

Call Toll Free: 1-866-711-4673
International: +1-727-342-5086

**We Ship
World Wide**

Product Ordering Information

EZIB-L
Flexco Impact Beds
All Bars - Light Duty



Flexco Slider Bed Impact Bars - Light Duty

BELT WIDTH		TONNAGE RATING (ton/hr)	4' (1.2M) LENGTH			5' (1.5M) LENGTH		
in.	mm		ORDERING NUMBER	ITEM CODE	WT. LBS	ORDERING NUMBER	ITEM CODE	WT. LBS
24	600	3500	EZIB24-4L	78887	304.3	EZIB24-5L	78895	338.8
30	750	3500	EZIB30-4L	78888	320.9	EZIB30-5L	78896	355.5
36	900	4100	EZIB36-4L	78889	384.8	EZIB36-5L	78897	428.1
42	1050	5200	EZIB42-4L	78890	454.4	EZIB42-5L	78898	506.5
48	1200	5800	EZIB48-4L	78891	518.4	EZIB48-5L	78899	579.3
54	1350	7000	EZIB54-4L	78892	589.0	EZIB54-5L	78900	658.8
60	1500	7600	EZIB60-4L	78893	652.0	EZIB60-5L	78901	729.9
72	1800	8100	EZIB72-4L	78894	721.5	EZIB72-5L	78902	808.7

Lead time: 1 working day

Product Notes:

- CEMA D construction
- No need to specify troughing angle—designed to adjust to 20°, 35°, 45°.
- Outermost trough bar features 1" (25mm) solid UHMW slider bar to provide longer wear life and consistent load zone sealing where impact is not present.

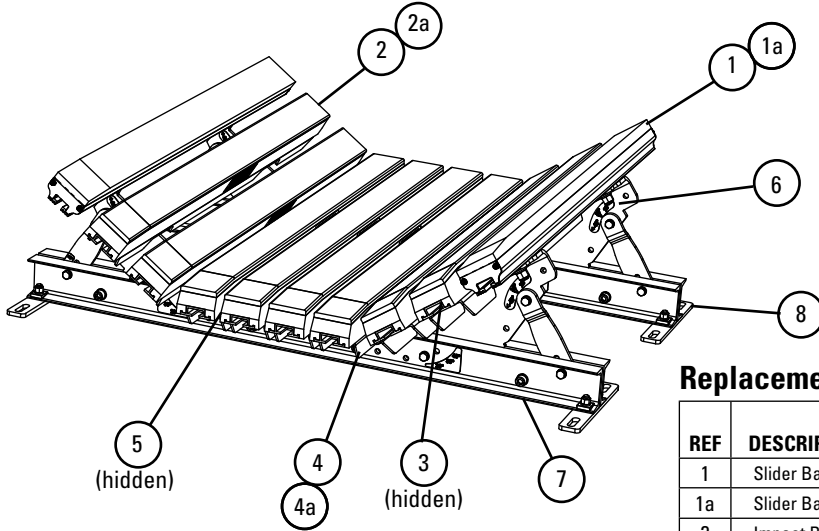
GOODYEAR
 GOODYEARBELTING.COM

Call Toll Free: 1-866-711-4673
International: +1-727-342-5086

**We Ship
 World Wide**

Replacement Parts List

EZIB-L
Flexco Impact Beds
All Bars - Light Duty



Replacement Parts

REF	DESCRIPTION	ORDERING NUMBER	ITEM CODE	WT. LBS.
1	Slider Bar, 4' (1.2M)	SB4	78789	20.0
1a	Slider Bar, 5' (1.5M)	SB5	78790	24.1
2	Impact Bar, 4' (1.2M)	IB4	76926	17.0
2a	Impact Bar, 5' (1.5M)	IB5	76927	21.0
3	Bar Bolt Kit (incl. 1 ea. 5/8" (15mm) carriage bolt, square washer, flat washer, lock washer, Nylock nut)	IBBK	76928	0.5
4	Impact Bar Support - L 4' (1.2M) *	EZBS-L4	78953	16.1
4a	Impact Bar Support - L 5' (1.5M) *	EZBS-L5	78954	20.4
5	Center Bar Mount Kit 24" (600mm) *	EZBMK-24	78944	5.2
	Center Bar Mount Kit 30" (750mm) *	EZBMK-30	78945	5.7
	Center Bar Mount Kit 36" (900mm) *	EZBMK-36	78946	7.5
	Center Bar Mount Kit 42" (1050mm) *	EZBMK-42	78947	8.0
	Center Bar Mount Kit 48" (1200mm) *	EZBMK-48	78948	9.8
	Center Bar Mount Kit 54" (1350mm) *	EZBMK-54	78949	10.5
	Center Bar Mount Kit 60" (1500mm) *	EZBMK-60	78950	12.3
	Center Bar Mount Kit 72" (1800mm) *	EZBMK-72	78951	14.6
6	Wing Plate Kit 24" (600mm) *	EZWPK-24	78970	16.9
	Wing Plate Kit 30" (750mm) *	EZWPK-30	78971	17.4
	Wing Plate Kit 36" (900mm) *	EZWPK-36	78972	21.2
	Wing Plate Kit 42" (1050mm) *	EZWPK-42	78973	26.2
	Wing Plate Kit 48" (1200mm) *	EZWPK-48	78974	30.1
	Wing Plate Kit 54" (1350mm) *	EZWPK-54	78975	35.6
	Wing Plate Kit 60" (1500mm) *	EZWPK-60	78976	39.0
	Wing Plate Kit 72" (1800mm) *	EZWPK-72	78977	46.7
7	Cross Stringer Kit 24" (600mm) *	EZCSK-24	78978	49.2
	Cross Stringer Kit 30" (750mm) *	EZCSK-30	78979	56.5
	Cross Stringer Kit 36" (900mm) *	EZCSK-36	78980	63.8
	Cross Stringer Kit 42" (1050mm) *	EZCSK-42	78981	70.8
	Cross Stringer Kit 48" (1200mm) *	EZCSK-48	78982	78.5
	Cross Stringer Kit 54" (1350mm) *	EZCSK-54	78983	85.8
	Cross Stringer Kit 60" (1500mm) *	EZCSK-60	78984	93.1
	Cross Stringer Kit 72" (1800mm) *	EZCSK-72	78985	99.1
8	Shim Kit Light Duty (incl. 4 shims)	SHIM-KITL	77548	13.6

Shim Requirements

IMPACT BED SIZE	CEMA C OR D, 5" (125mm) Idlers	CEMA C OR D, 6" (150mm) IDLERS
24"-36" (600-900mm)	Shim idler up .5" (12.5mm)	No Kits Required
42"-72" (1050-1800mm)	No Kits Required	Use (1) SHIM-KITL; Shim up .5" (12.5mm)

IMPACT BED SIZE	CEMA E, 6" (150mm) IDLERS	CEMA E, 7" (175mm) IDLERS
36"-60" (900-1500mm)	Use (3) SHIM-KITL; Shim up 1.5" (37.5mm)	Use (4) SHIM-KITL; Shim up 2" (50mm)
72" (1800mm)	Use (4) SHIM-KITL; Shim up 2" (50mm)	Use (5) SHIM-KITL; Shim up 2.5" (62.5mm)

*Hardware Included
Lead time: 1 working day

Replacement Quantities for EZIB-L

in.		24	30	36	42	48	54	60	72
mm		600	750	900	1050	1200	1350	1500	1800
BARS REQUIRED	SLIDER	2	2	2	2	2	2	2	2
	IMPACT	4	4	5	7	8	10	11	12
BAR BOLT KITS REQUIRED		16	16	19	25	28	34	37	40
BAR SUPPORTS REQUIRED		4	4	5	7	8	10	11	12

U.S. Patent pending

GOODYEAR
GOODYEARBELTING.COM

Call Toll Free: 1-866-711-4673
International: +1-727-342-5086

We Ship
World Wide

Product Ordering Information

EZIB-M
Flexco Impact Beds
All Bars - Medium Duty



Flexco Slider Bed Impact Bars - Medium Duty

BELT WIDTH		TONNAGE RATING (ton/hr)	4' (1.2M) LENGTH			5' (1.5M) LENGTH		
in.	mm		ORDERING NUMBER	ITEM CODE	WT. LBS	ORDERING NUMBER	ITEM CODE	WT. LBS
24	600	8,100	EZIB24-4M	78903	409.5	EZIB24-5M	78911	452.6
30	750	8,100	EZIB30-4M	78904	434.5	EZIB30-5M	78912	477.6
36	900	9,500	EZIB36-4M	78905	473.4	EZIB36-5M	78913	516.5
42	1050	12,200	EZIB42-4M	78906	595.0	EZIB42-5M	78914	655.7
48	1200	13,600	EZIB48-4M	78907	672.9	EZIB48-5M	78915	742.3
54	1350	16,300	EZIB54-4M	78908	757.9	EZIB54-5M	78916	836.3
60	1500	17,600	EZIB60-4M	78909	796.1	EZIB60-5M	78917	874.4
72	1800	19,000	EZIB72-4M	78910	844.2	EZIB72-5M	78918	1,016.3

Lead time: 1 working day

Product Notes:

- CEMA D construction
- No need to specify troughing angle—designed to adjust to 20°, 35°, 45°.
- Outermost trough bar features 1" (25mm) solid UHMW slider bar to provide longer wear life and consistent load zone sealing where impact is not present.

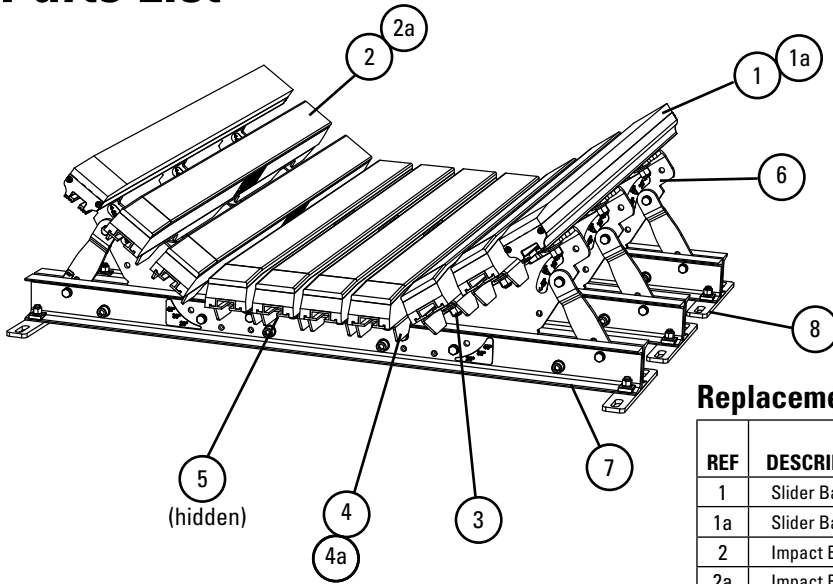
GOODYEAR
 GOODYEARBELTING.COM

Call Toll Free: 1-866-711-4673
International: +1-727-342-5086

**We Ship
 World Wide**

Replacement Parts List

EZIB-M
Flexco Impact Beds
All Bars - Medium Duty



Replacement Parts

REF	DESCRIPTION	ORDERING NUMBER	ITEM CODE	WT. LBS.
1	Slider Bar, 4' (1.2M)	SB4	78789	20
1a	Slider Bar, 5' (1.5M)	SB5	78790	24.1
2	Impact Bar, 4' (1.2M)	IB4	76926	17
2a	Impact Bar, 5' (1.5M)	IB5	76927	21
3	Bar Bolt Kit (incl. 1 ea. 5/8" (15mm) carriage bolt, square washer, flat washer, lock washer, Nylock nut)	IBBK	76928	0.5
4	Impact Bar Support - M 4' (1.2M) *	IBS-M4	76931	16.9
4a	Impact Bar Support - M 5' (1.5M) *	IBS-M5	76932	21.2
5	Center Bar Mount Kit 24" (600mm) *	EZBMK-24	78944	5.2
	Center Bar Mount Kit 30" (750mm) *	EZBMK-30	78945	5.7
	Center Bar Mount Kit 36" (900mm) *	EZBMK-36	78946	7.5
	Center Bar Mount Kit 42" (1050mm) *	EZBMK-42	78947	8.0
	Center Bar Mount Kit 48" (1200mm) *	EZBMK-48	78948	9.8
	Center Bar Mount Kit 54" (1350mm) *	EZBMK-54	78949	10.5
	Center Bar Mount Kit 60" (1500mm) *	EZBMK-60	78950	12.3
	Center Bar Mount Kit 72" (1800mm) *	EZBMK-72	78951	14.6
6	Wing Plate Kit 24" (600mm) *	EZWPK-24	78970	16.9
	Wing Plate Kit 30" (750mm) *	EZWPK-30	78971	17.4
	Wing Plate Kit 36" (900mm) *	EZWPK-36	78972	21.2
	Wing Plate Kit 42" (1050mm) *	EZWPK-42	78973	26.2
	Wing Plate Kit 48" (1200mm) *	EZWPK-48	78974	30.1
	Wing Plate Kit 54" (1350mm) *	EZWPK-54	78975	35.6
	Wing Plate Kit 60" (1500mm) *	EZWPK-60	78976	39.0
	Wing Plate Kit 72" (1800mm) *	EZWPK-72	78977	46.7
7	Cross Stringer Kit 24" (600mm) *	EZCSK-24	78978	49.2
	Cross Stringer Kit 30" (750mm) *	EZCSK-30	78979	56.5
	Cross Stringer Kit 36" (900mm) *	EZCSK-36	78980	63.8
	Cross Stringer Kit 42" (1050mm) *	EZCSK-42	78981	70.8
	Cross Stringer Kit 48" (1200mm) *	EZCSK-48	78982	78.5
	Cross Stringer Kit 54" (1350mm) *	EZCSK-54	78983	85.8
	Cross Stringer Kit 60" (1500mm) *	EZCSK-60	78984	93.1
	Cross Stringer Kit 72" (1800mm) *	EZCSK-72	78985	99.1
8	Shim Kit Medium Duty (incl. 4 shims)	SHIM-KITM	77549	20.4

*Hardware Included

Shim Requirements

IMPACT BED SIZE	CEMA C OR D, 5" (125mm) Idlers	CEMA C OR D, 6" (150mm) IDLERS
24"-36" (600-900mm)	Shim idler up .5" (12.5mm)	No Kits Required
42"-72" (1050-1800mm)	No Kits Required	Use (1) SHIM-KITM; Shim up .5" (12.5mm)

IMPACT BED SIZE	CEMA E, 6" (150mm) IDLERS	CEMA E, 7" (175mm) IDLERS
36"-60" (900-1500mm)	Use (3) SHIM-KITM; Shim up 1.5" (37.5mm)	Use (4) SHIM-KITM; Shim up 2" (50mm)
72" (1800mm)	Use (4) SHIM-KITM; Shim up 2" (50mm)	Use (5) SHIM-KITM; Shim up 2.5" (62.5mm)

Replacement Quantities for EZIB-M

in.		24	30	36	42	48	54	60	72
mm		600	750	900	1050	1200	1350	1500	1800
BARS REQUIRED	SLIDER	2	2	2	2	2	2	2	2
	IMPACT	4	4	5	7	8	10	11	12
BAR BOLT KITS REQUIRED		26	26	31	41	46	56	61	66
BAR SUPPORTS REQUIRED		4	4	5	7	8	10	11	12

GOODYEAR
GOODYEARBELTING.COM

Call Toll Free: 1-866-711-4673
International: +1-727-342-5086

**We Ship
World Wide**

Specifications & Guidelines

DRX™ Impact Beds

It's the Structure, not the bars

It absorbs more impact to save your belt. Our exclusive Velocity Reduction Technology™ provides two levels of impact relief.

Level 1: Impact Bars first absorb impact energy. Unique Impact Bar Supports on all DRX Impact Beds allow the impact bars to function properly - expanding and absorbing more impact energy.

Level 2: On DRX200, 750 and 1500 impact beds, Isolation Mounts provide a second level of reaction force reduction, absorbing additional impact energy and minimizing transmission back to the belt. The DRX3000 Dynamic has Impact Energy Absorbers to disperse an immense amount of impact, even in extremely severe applications.

User-Friendly Slide-Out Service™

- All DRX Impact Beds separate in the middle to slide apart and out.
- Can be easily and safely converted from the run position to the service position.
- Impact bars are easy to get to for changeout. A complete changeout can be done in one or two hours.

Unique Impact Bar Supports protect the impact bars from damage, extending service life. An Anti-Migratory Tab on each support secures the bar and prevents it from sliding in the direction of the belt.

Other Features and Benefits

- Uses exclusive anti-spin square washers. Allows use of carriage bolts to secure impact bars instead of expensive T bolts.

How to spec the correct impact bed for your conveyor transfer point

Impact Energy Calculation Chart

Impact Energy

Lump Weight (w) _____

Drop Height (h) x _____

Total = lb-ft _____ See Below

Up to 200 lb-ft (25 kg-m)—DRX200

200 to 750 lb-ft (25 to 100 kg-m)—DRX750

750 to 1500 lb-ft (100 to 200 kg-m)—DRX1500

1500 to 3000 lb-ft (200 to 400 kg-m)—DRX3000

Roller Size and CEMA Rating

5" (125mm) 6" (150mm)

CEMA C D E

Belt Width _____

Troughing Angle: 20° 35°

Bed Length: 4' (1.2M) 5' (1.5M)



Call Toll Free: 1-866-711-4673
International: +1-727-342-5086



Product Ordering Information

DRX200 Impact Beds

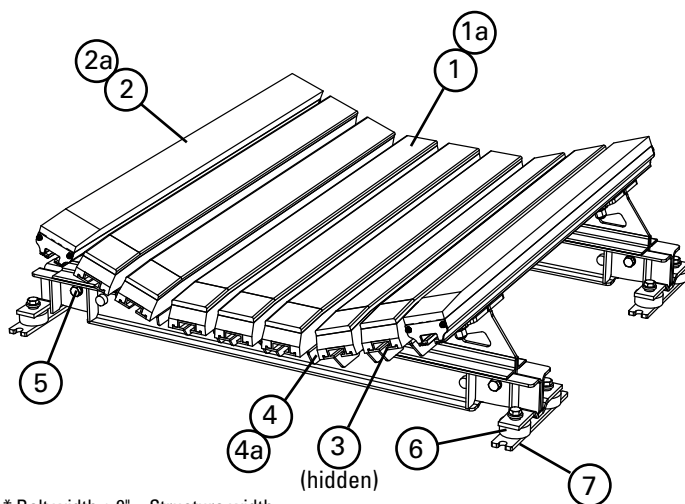
DRX200 CEMA D construction

BELT WIDTH		TONNAGE RATING (ton/hr)	4' (1.2 M) BEDS, 20° TROUGH			4' (1.2 M) BEDS, 35° TROUGH		
in.	mm		ORDERING NUMBER	ITEM CODE	WT. LBS.	ORDERING NUMBER	ITEM CODE	WT. LBS.
24	600	3500	DRXL-24-420	76816	260.0	DRXL-24-435	76832	260.0
30	750	3500	DRXL-30-420	76817	282.0	DRXL-30-435	76833	282.0
36	900	4100	DRXL-36-420	76818	323.0	DRXL-36-435	76834	323.0
42	1050	5200	DRXL-42-420	76819	412.0	DRXL-42-435	76835	412.0
48	1200	5800	DRXL-48-420	76820	433.0	DRXL-48-435	76836	433.0
54	1350	7000	DRXL-54-420	76821	498.0	DRXL-54-435	76837	498.0
60	1500	7600	DRXL-60-420	76822	543.0	DRXL-60-435	76838	543.0
72	1800	8100	DRXL-72-420	76823	615.0	DRXL-72-435	76839	615.0

Lead time: 2 weeks

BELT WIDTH		TONNAGE RATING (ton/hr)	5' (1.5 M) BEDS, 20° TROUGH			5' (1.5 M) BEDS, 35° TROUGH		
in.	mm		ORDERING NUMBER	ITEM CODE	WT. LBS.	ORDERING NUMBER	ITEM CODE	WT. LBS.
24	600	3500	DRXL-24-520	76824	290.0	DRXL-24-535	76840	290.0
30	750	3500	DRXL-30-520	76825	311.0	DRXL-30-535	76841	311.0
36	900	4100	DRXL-36-520	76826	357.0	DRXL-36-535	76842	357.0
42	1050	5200	DRXL-42-520	76827	459.0	DRXL-42-535	76843	459.0
48	1200	5800	DRXL-48-520	76828	480.0	DRXL-48-535	76844	480.0
54	1350	7000	DRXL-54-520	76829	554.0	DRXL-54-535	76845	554.0
60	1500	7600	DRXL-60-520	76830	602.0	DRXL-60-535	76846	602.0
72	1800	8100	DRXL-72-520	76831	679.0	DRXL-72-535	76847	679.0

Lead time: 2 weeks



* Belt width + 9" = Structure width

Impact Bed Size	Cema C or D, 5" IDLERS	CEMA C or D, 6" IDLERS
DRX200: 24"- 36"	Shim idler up 1/2"	No Kits Required
DRX200: 42"- 72"	No Kits Required	Use (1) SHIM-KITL; Shim up 0.5"

Impact Bed Size	CEMA E, 6" IDLERS	CEMA E, 7" IDLERS
DRX200: 36"-60"	Use (3) SHIM-KITL; Shim up 1.5"	Use (4) SHIM-KITL; Shim up 2"
DRX200: 72"	Use (4) SHIM-KITL; Shim up 2"	Use (5) SHIM-KITL; Shim up 2.5"

U.S. Patent No. 7,815,040

Replacement Parts

REF	DESCRIPTION	ORDERING NUMBER	ITEM CODE	WT. LBS.
1	Impact Bar, 4'	IB4	76926	17.0
1a	Impact Bar, 5'	IB5	76927	21.2
2	Slider Bar, 4' (1.2M)	SB4	78789	20.0
2a	Slider Bar, 5' (1.5M)	SB5	78790	24.1
3	Impact Bar Bolt Kit incl. (1) ea 5/8" carriage bolt, square washer, flat washer, lock washer, Nylock nut	IBBK	76928	0.5
4	Impact Bar Support -L 4' incl. (1) ea bar support, carriage bolt, square washer, lock washer, Nylock nut	IBS-L4	76929	16.8
4a	Impact Bar Support -L 5' incl. (1) ea bar support, carriage bolt, square washer, lock washer, Nylock nut	IBS-L5	76930	21.0
5	Sliding Support Arm Bolt Kit incl. (2) 2" bolts, (2) lock washers, (2) Nylock nuts	ISABK-LMH	77529	2.0
6	Isolation Mount Kit	IMK	76936	3.8
7	DRX200 Shim Kit (incl. 4 shims)	SHIM-KITL	77548	13.6

Lead time: 1 working day

Replacement Bars, Bar Supports and Bolt Kits Required per Belt Width - DRX200

in.	24	30	36	42	48	54	60	72
mm	600	750	900	1050	1200	1350	1500	1800
Slider Bars Required	2	2	2	2	2	2	2	2
Impact Bars Required	4	4	5	7	8	10	11	12
Impact Bar Supports Required	4	4	5	7	8	10	11	12
Impact Bar Bolt Kits Required	16	16	19	25	28	34	37	40

GOODYEAR
GOODYEARBELTING.COM

Call Toll Free: 1-866-711-4673
International: +1-727-342-5086

**We Ship
World Wide**

Product Ordering Information

DRX750 Impact Beds

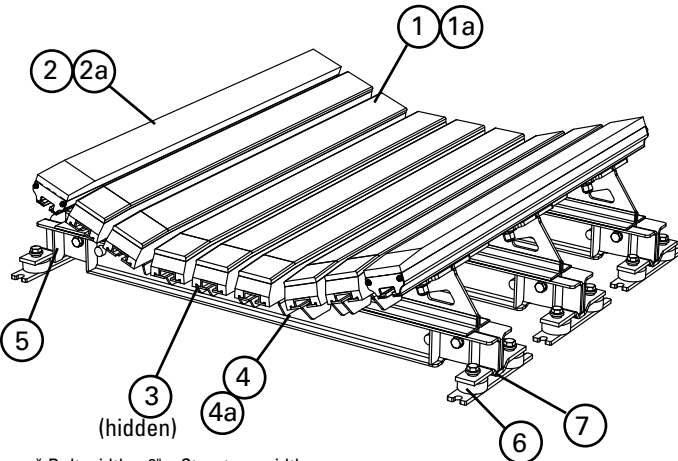
DRX750 CEMA D construction

BELT WIDTH		TONNAGE RATING (ton/hr)	4' (1.2 M) BEDS, 20° TROUGH			4' (1.2 M) BEDS, 35° TROUGH		
in.	mm		ORDERING NUMBER	ITEM CODE	WT. LBS	ORDERING NUMBER	ITEM CODE	WT. LBS.
24	600	8,100	DRXM-24-420	76848	365.0	DRXM-24-435	76864	365.0
30	750	8,100	DRXM-30-420	76849	397.0	DRXM-30-435	76865	397.0
36	900	9,500	DRXM-36-420	76850	467.0	DRXM-36-435	76866	467.0
42	1050	12,200	DRXM-42-420	76851	592.0	DRXM-42-435	76867	592.0
48	1200	13,600	DRXM-48-420	76852	623.0	DRXM-48-435	76868	623.0
54	1350	16,300	DRXM-54-420	76853	704.0	DRXM-54-435	76869	704.0
60	1500	17,600	DRXM-60-420	76854	779.0	DRXM-60-435	76870	779.0
72	1800	19,000	DRXM-72-420	76855	896.0	DRXM-72-435	76871	896.0

Lead time: 2 weeks

BELT WIDTH		TONNAGE RATING (ton/hr)	5' (1.5 M) BEDS, 20° TROUGH			5' (1.5 M) BEDS, 35° TROUGH		
in.	mm		ORDERING NUMBER	ITEM CODE	WT. LBS	ORDERING NUMBER	ITEM CODE	WT. LBS.
24	600	8,100	DRXM-24-520	76856	403.0	DRXM-24-535	76872	403.0
30	750	8,100	DRXM-30-520	76857	435.0	DRXM-30-535	76873	435.0
36	900	9,500	DRXM-36-520	76858	514.0	DRXM-36-535	76874	514.0
42	1050	12,200	DRXM-42-520	76859	656.0	DRXM-42-535	76875	656.0
48	1200	13,600	DRXM-48-520	76860	687.0	DRXM-48-535	76876	687.0
54	1350	16,300	DRXM-54-520	76861	777.0	DRXM-54-535	76877	777.0
60	1500	17,600	DRXM-60-520	76862	861.0	DRXM-60-535	76878	861.0
72	1800	19,000	DRXM-72-520	76863	985.0	DRXM-72-535	76879	985.0

Lead time: 2 weeks



* Belt width + 9" = Structure width

Impact Bed Size	Cema C or D, 5" IDLERS	CEMA C or D, 6" IDLERS
DRX750: 24"- 36"	Shim idler up 1/2"	No Kits Required
DRX750: 42"- 72"	No Kits Required	Use (1) SHIM-KITM; Shim up 0.5"

Impact Bed Size	CEMA E, 6" IDLERS	CEMA E, 7" IDLERS
DRX750: 36"-60"	Use (3) SHIM-KITM; Shim up 1.5"	Use (4) SHIM-KITM; Shim up 2"
DRX750: 72"	Use (4) SHIM-KITM; Shim up 2"	Use (5) SHIM-KITM; Shim up 2.5"

U.S. Patent No. 7,815,040

Replacement Parts

REF	DESCRIPTION	ORDERING NUMBER	ITEM CODE	WT. LBS.
1	Impact Bar, 4'	IB4	76926	17.0
1a	Impact Bar, 5'	IB5	76927	21.2
2	Slider Bar, 4' (1.2M)	SB4	78789	20.0
2a	Slider Bar, 5' (1.5M)	SB5	78790	24.1
3	Impact Bar Bolt Kit (incl. (1) ea 5/8" carriage bolt, square washer, flat washer, lock washer, Nylock nut)	IBBK	76928	0.5
4	Impact Bar Support -M 4' (incl. (1) bar support, (2) ea carriage bolt, square washer, lock washer, Nylock nut)	IBS-M4	76931	16.9
4a	Impact Bar Support -M 5' (incl. (1) bar support, (2) ea carriage bolt, square washer, lock washer, Nylock nut)	IBS-M5	76932	21.2
5	Sliding Support Arm Bolt Kit (incl. (2) 2" bolts, (2) lock washers, (2) Nylock nuts)	ISABK-LMH	77529	2.0
6	Isolation Mount Kit	IMK	76936	3.8
7	DRX750 Shim Kit (incl. 6 shims)	SHIM-KITM	77549	20.4

Lead time: 1 working day

Replacement Bars, Bar Supports and Bolt Kits Required per Belt Width - DRX750

	24	30	36	42	48	54	60	72
in.	24	30	36	42	48	54	60	72
mm	600	750	900	1050	1200	1350	1500	1800
Slider Bars Required	2	2	2	2	2	2	2	2
Impact Bars Required	4	4	5	7	8	10	11	12
Impact Bar Supports Required	4	4	5	7	8	10	11	12
Impact Bar Bolt Kits Required	26	26	31	41	46	56	61	66

GOODYEAR
GOODYEARBELTING.COM

Call Toll Free: 1-866-711-4673
International: +1-727-342-5086

We Ship
World Wide

Product Ordering Information

DRX1500 Impact Beds

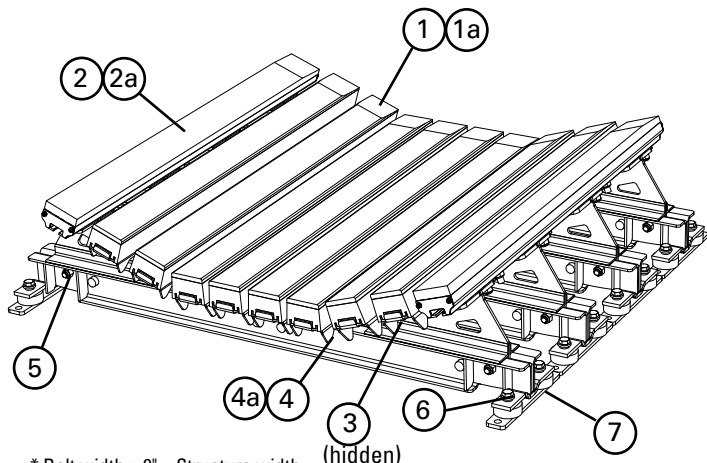
DRX1500 CEMA D construction

BELT WIDTH		TONNAGE RATING (ton/hr)	4' (1.2 M) BEDS, 20° TROUGH			4' (1.2 M) BEDS, 35° TROUGH		
in.	mm		ORDERING NUMBER	ITEM CODE	WT. LBS	ORDERING NUMBER	ITEM CODE	WT. LBS.
24	600	12,800	DRXH-24-420	76880	503.0	DRXH-24-435	76896	503.0
30	750	12,800	DRXH-30-420	76881	545.0	DRXH-30-435	76897	545.0
36	900	14,900	DRXH-36-420	76882	628.0	DRXH-36-435	76898	628.0
42	1050	19,200	DRXH-42-420	76883	806.0	DRXH-42-435	76899	806.0
48	1200	21,300	DRXH-48-420	76884	847.0	DRXH-48-435	76900	847.0
54	1350	25,600	DRXH-54-420	76885	977.0	DRXH-54-435	76901	977.0
60	1500	27,700	DRXH-60-420	76886	1,066.0	DRXH-60-435	76902	1,066.0
72	1800	29,900	DRXH-72-420	76887	1,210.0	DRXH-72-435	76903	1,210.0

Lead time: 2 weeks

BELT WIDTH		TONNAGE RATING (ton/hr)	5' (1.5 M) BEDS, 20° TROUGH			5' (1.5 M) BEDS, 35° TROUGH		
in.	mm		ORDERING NUMBER	ITEM CODE	WT. LBS	ORDERING NUMBER	ITEM CODE	WT. LBS.
24	600	12,800	DRXH-24-520	76888	558.0	DRXH-24-535	76904	558.0
30	750	12,800	DRXH-30-520	76889	601.0	DRXH-30-535	76905	601.0
36	900	14,900	DRXH-36-520	76890	692.0	DRXH-36-535	76906	692.0
42	1050	19,200	DRXH-42-520	76891	896.0	DRXH-42-535	76907	896.0
48	1200	21,300	DRXH-48-520	76892	937.0	DRXH-48-535	76908	937.0
54	1350	25,600	DRXH-54-520	76893	1,084.0	DRXH-54-535	76909	1,084.0
60	1500	27,700	DRXH-60-520	76894	1,181.0	DRXH-60-535	76910	1,181.0
72	1800	29,900	DRXH-72-520	76895	1,334.0	DRXH-72-535	76911	1,334.0

Lead time: 2 week



* Belt width + 9" = Structure width

Impact Bed Size	Cema C or D, 5" IDLERS	CEMA C or D, 6" IDLERS
DRX1500: 24"- 36"	Shim idler up 1/2"	No Kits Required
DRX1500: 42"- 72"	No Kits Required	Use (1) SHIM-KITH; Shim up 0.5"

Impact Bed Size	CEMA E, 6" IDLERS	CEMA E, 7" IDLERS
DRX1500: 36"-60"	Use (3) SHIM-KITH; Shim up 1.5"	Use (4) SHIM-KITH; Shim up 2"
DRX1500: 72"	Use (4) SHIM-KITH; Shim up 2"	Use (5) SHIM-KITH; Shim up 2.5"

Replacement Parts

REF	DESCRIPTION	ORDERING NUMBER	ITEM CODE	WT. LBS.
1	Impact Bar, 4'	IB4	76926	17.0
2	Impact Bar, 5'	IB5	76927	21.2
3	Slider Bar, 4' (1.2M)	SB4	78789	20.0
3a	Slider Bar, 5' (1.5M)	SB5	78790	24.1
4	Impact Bar Bolt Kit incl. (1) ea 5/8" carriage bolt, square washer, flat washer, lock washer, Nylock nut	IBBK	76928	0.5
5	Impact Bar Support -H 4' incl. (1) bar support, (2) ea carriage bolt, square washer, lock washer, Nylock nut	IBS-H4	76933	16.6
6	Impact Bar Support -H 5' incl. (1) bar support, (2) ea carriage bolt, square washer, lock washer, Nylock nut	IBS-H5	76934	21.0
7	Sliding Support Arm Bolt Kit incl. (2) 2" bolts, (2) lock washers, (2) Nylock nuts	ISABK-LMH	77529	2.0
8	Isolation Mount Kit	IMK	76936	3.8
9	DRX1500 Shim Kit (incl. 8 shims)	SHIM-KITH	77550	27.2

Lead time: 1 working day

Replacement Bars and Bolt Kits Required per Belt Width - DRX1500

	24	30	36	42	48	54	60	72
in.	24	30	36	42	48	54	60	72
mm	600	750	900	1050	1200	1350	1500	1800
Slider Bars Required	2	2	2	2	2	2	2	2
Impact Bars Required	4	4	5	7	8	10	11	12
Impact Bar Supports Required	4	4	5	7	8	10	11	12
Impact Bar Bolt Kits Required	32	32	38	50	56	68	74	80

GOODYEAR
GOODYEARBELTING.COM

Call Toll Free: 1-866-711-4673
International: +1-727-342-5086

**We Ship
World Wide**

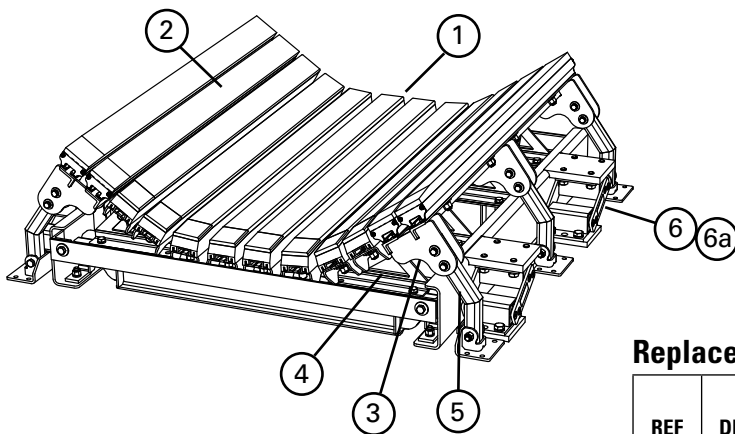
Product Ordering Information

DRX3000
Dynamic Beds

DRX3000 CEMA E construction

BELT WIDTH		TONNAGE RATING (ton/hr)	5' (1.5 M) BEDS, 20° TROUGH			5' (1.5 M) BEDS, 35° TROUGH		
in.	mm		ORDERING NUMBER	ITEM CODE	WT. LBS.	ORDERING NUMBER	ITEM CODE	WT. LBS.
42	1050	28,700	DRXD-42-520	76912	1,351.0	DRXD-42-535	76919	1,351.0
48	1200	31,900	DRXD-48-520	76913	1,407.0	DRXD-48-535	76920	1,407.0
54	1350	38,300	DRXD-54-520	76914	1,568.0	DRXD-54-535	76921	1,568.0
60	1500	41,500	DRXD-60-520	76915	1,676.0	DRXD-60-535	76922	1,676.0
72	1800	44,700	DRXD-72-520	76916	2,098.0	DRXD-72-535	76923	2,098.0
84	2100	51,100	DRXD-84-520	76917	2,261.0	DRXD-84-535	76924	2,261.0
96	2400	63,900	DRXD-96-520	76918	2,609.0	DRXD-96-535	76925	2,609.0

Lead time: 4 weeks



Replacement Parts

REF	DESCRIPTION	ORDERING NUMBER	ITEM CODE	WT. LBS.
1	Impact Bar, 5' (1/2" UHMW)	IB5	76927	21.2
2	Slider Bar, 5' (1.5M)	SB5	78790	24.1
3	Impact Bar Bolt Kit incl. (1) ea 5/8" carriage bolt, square washer, flat washer, lock washer, Nylock nut	IBBK	76928	0.5
4	Impact Bar Support - D 5' incl. (1) bar support, (2) ea carriage bolt, square washer, lock washer, Nylock nut	IBS-D5	77530	21.0
5	Sliding Support Arm Bolt Kit incl. (4) 1-1/2" bolts, (2) 2" bolts, (6) lock washers, (6) Nylock nuts	ISABK	76935	2.0
6	Impact Energy Absorber 42-60	IEA-42-60	76937	42.0
6a	Impact Energy Absorber 72-96	IEA-72-96	76938	66.0

* Belt width + 9" = Structure width

Replacement Bars and Bolt Kits Required per Belt Width - DRX3000

in.	42	48	54	60	72	84	96
mm	1050	1200	1350	1500	1800	2100	2400
Slider Bars Required	2	2	4	4	4	4	4
Impact Bars Required	8	8	8	9	12	12	16
Impact Bar Supports Required	8	8	8	9	12	12	16
Impact Bar Bolt Kits Required	56	56	64	70	88	88	112

Lead time: 1 working day

Product Notes:

- For extreme impact applications up to 3000 lb-ft (lump size x drop height).
- Impact Energy Absorbers compress up to 3" (75mm) to absorb extreme impact energy to minimize damaging forces and protect the belt.

GOODYEAR
GOODYEARBELTING.COM

Call Toll Free: 1-866-711-4673
International: +1-727-342-5086

**We Ship
World Wide**

Product Ordering Information

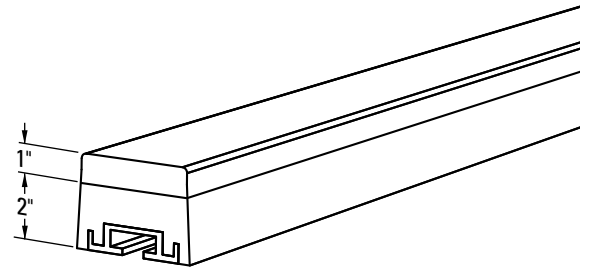
DRX™ Impact Beds Optional Parts and Tools

Impact Bars with 1" UHMW

For impact beds that have heavy abrasive wear on the impact bars.

DESCRIPTION	ORDERING NUMBER	ITEM CODE	WT. LBS.
4' Impact Bar with 1" UHMW	IB4-1U	76965	17.0
5' Impact Bar with 1" UHMW	IB5-1U	76966	21.2

Lead time: 1 working day



Impact Bar with 1" UHMW Cover

Impact Bar Bolt Kit for Other OEM Impact Beds*

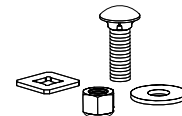
1/2" carriage bolt, square washer, flat washer and Nylock nut to mount DRX Impact Bars on other OEM beds that use 1/2" T-bolts.

Count cross stringers on OEM bed (example: 3 cross stringers require 3 Bolt Kits per impact bar)

DESCRIPTION	ORDERING NUMBER	ITEM CODE	WT. LBS.
OEM Impact Bar Bolt Kit	OIBBK	76950	0.5

*Kit includes 1 ea. bolt, square washer, flat washer and Nylock nut.

Lead time: 1 working day



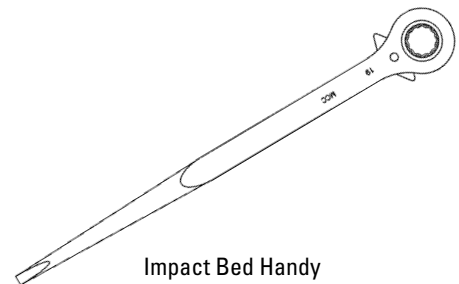
Optional Impact Bar Bolt Kit

Impact Bed Handy Wrench

A ratcheting wrench with 2 common socket sizes (3/4" & 15/16", 19mm & 24mm) for installation and maintenance of impact beds.

DESCRIPTION	ORDERING NUMBER	ITEM CODE	WT. LBS.
Impact Bed Handy Wrench	HW-IMPB	76939	1.6

Lead time: 1 working day



Impact Bed Handy Wrench

Selection Guidelines

Belt Tracking Products

Selection Guidelines

MODEL	APPLICATION RANGE
Belt Positioner™	Return side only, 800 PIW max tension on Small, Medium and Large; 1200 PIW max tension on Extra Large. Also works on reversing belts.
PT Smart™	Medium-duty belts up to 1600 PIW max tension. Belt width + 3" idler. Belt thickness 1" maximum.
PT Smart™ Underground	Medium-duty belts up to 1600 PIW max tension. Belt width + 9" idler. Belt thickness 1" maximum. Fits underground structure.
PT Max™ Top Side	Heavy-duty belts up to 3000 PIW max (generally over 3/4" (19mm) thick) Belt width 24" - 60" (600 - 1500mm)
HD PT Max™ Top Side	Heavy-duty belts up to 6000 PIW max tension. Belt width 48" - 84" (1200 - 2100mm)
PT Max™ Return Side and V-Return	Heavy-duty, higher tension belts up to 3000 PIW max. (generally up to 1" (25mm) thick)
HD PT Max™ Return Side and V-Return	Heavy-duty belts up to 6000 PIW max tension. Belt width 48" - 84" (1200 - 2100mm)

Belt Positioner™



PT Smart™ Standard



PT Smart™ Underground Structure



PT Max™ Top Side



PT Max™ Return Side



PT Max™ V-Return



CONVEYOR CRITERIA	BELT POSITIONER™	PT SMART™	PT SMART™ UNDERGROUND	PT MAX™ TOP SIDE	HD PT MAX™ TOP SIDE	PT MAX™ RETURN SIDE and V-RETURN	HD PT MAX™ RETURN SIDE and V-RETURN
Top side mistracking	NO	NO	NO	YES	YES	NO	NO
Return side mistracking	YES	YES	YES	NO	NO	YES	YES
Belt mistracking to one side	EXCELLENT	EXCELLENT	EXCELLENT	EXCELLENT	EXCELLENT	EXCELLENT	EXCELLENT
Belt mistracking to both sides	POOR	EXCELLENT	EXCELLENT	EXCELLENT	EXCELLENT	EXCELLENT	EXCELLENT
Inconsistent tracking problem	GOOD	EXCELLENT	EXCELLENT	EXCELLENT	EXCELLENT	EXCELLENT	EXCELLENT
Belt is cupped (heavy)	GOOD	GOOD	GOOD	EXCELLENT	EXCELLENT	GOOD	GOOD
Belt has low running tension	POOR	EXCELLENT	EXCELLENT	GOOD	GOOD	GOOD	GOOD
Belt has medium running tension	GOOD	EXCELLENT	EXCELLENT	EXCELLENT	EXCELLENT	EXCELLENT	EXCELLENT
Belt has high running tension	GOOD	GOOD	GOOD	EXCELLENT	EXCELLENT	EXCELLENT	EXCELLENT
Approx. "upstream" effect*	50' (15 M)	20' (6 M)	20' (6 M)	20' (6 M)	20' (6 M)	20' (6 M)	20' (6 M)
Approx. "downstream" effect*	50' (15 M)	120' - 150' (36 - 45 M)	120' - 150' (36 - 45 M)	150' - 200' (45 - 61 M)	150' - 200' (45 - 61 M)	150' - 200' (45 - 61 M)	150' - 200' (45 - 61 M)

*Typical results; actual results may vary

**Disk idlers have the potential to reduce these numbers

GOODYEAR
GOODYEARBELTING.COM

Call Toll Free: 1-866-711-4673
International: +1-727-342-5086

We Ship
World Wide

Product Ordering Information

Belt Positioner™



Belt Positioners with Exalon Rollers

SIZE	BELT WIDTH (Min-Max)		POSITIONER WIDTH (Min-Max)		ORDERING NUMBER	ITEM CODE	WT. LBS.
	in.	mm	in.	mm			
Small	18-24	450-600	24-34	600-850	RBP1E-S	73140	60.5
Medium	30-48	750-1200	34-56	850-1400	RBP1E-M	73142	73.5
Large	54-72	1350-1800	56-83	1400-2075	RBP1E-L	73144	94.0
Extra Large	72-96	1800-2400	72-120	1800-3000	RBP1E-XL	73146	182.0

Use next larger size for belt widths between ranges.

NOTE: Idler Rollers on sizes S, M and L are 5" (125mm) diameter and rated CEMA D.

Idler Rollers on the XL size are 6" (150mm) diameter and rated CEMA E.

Lead time: 1 working day

Belt Positioners with Steel Rollers

SIZE	BELT WIDTH (Min-Max)		POSITIONER WIDTH (Min-Max)		ORDERING NUMBER	ITEM CODE	WT. LBS.
	in.	mm	in.	mm			
Small	18-24	450-600	24-34	600-850	RBP1S-S	74558	69.8
Medium	30-48	750-1200	34-56	850-1400	RBP1S-M	74559	84.6
Large	54-72	1350-1800	56-83	1400-2075	RBP1S-L	74560	109.5
Extra Large	72-96	1800-2400	72-120	1800-3000	RBP1S-XL	74561	199.6

Lead time: 1 working day

Product Notes:

- The Positioner should be centered between two standard return rollers. For general applications—standard belts up to 72" (1800mm): position the unit no closer than 3' (.9M) to a return roller and no farther than 6' (1.8M).
- Works on the return side of the conveyor using simple angled rollers mounted in a fixed position to quickly and continuously funnel the belt into the correct path.
- A "quick fix" solution for belts that consistently wander to one side.
- Typically installed before the tail pulley to keep the belt centered at the critical loading point. Center loading is the key to solving many top side tracking problems.
- Idler rollers make smooth contact with the return belt's bottom cover, eliminating excessive wear and damage to the belt's edges.
- Has no pivoting mechanism to freeze up and cause the unit to stop working.
- Once installed, no further adjustment is required.

GOODYEAR
GOODYEARBELTING.COM

Call Toll Free: 1-866-711-4673
International: +1-727-342-5086

**We Ship
World Wide**

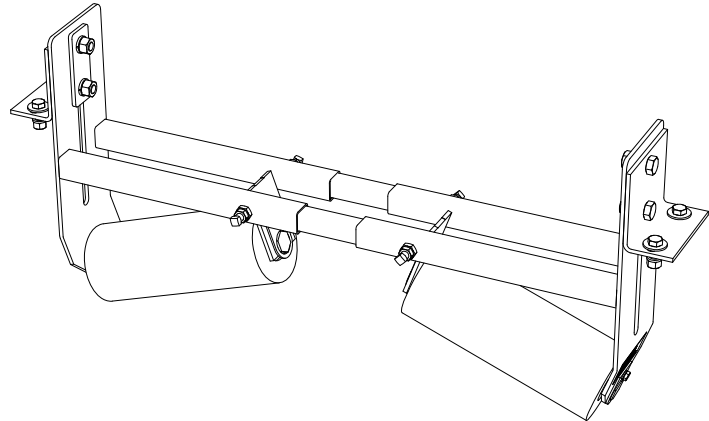
Specifications & Guidelines

Belt Positioner™

Belt Width Specifications

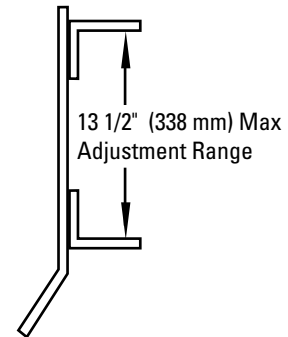
SIZE	BELT WIDTH (Min-Max)		POSITIONER WIDTH (Min-Max)	
	in.	mm	in.	mm
Small	18-24	450-600	24-34	600-850
Medium	30-48	750-1200	34-56	850-1400
Large	54-72	1350-1800	56-83	1400-2075
Extra Large	72-96	1800-2400	72-120	1800-3000

Use next larger size for belt widths between ranges.



Application Guidelines

- Belt Splice..... Mechanically Fastened/Vulcanized
- Belt Speed..... 1000 FPM (5M/sec)
- Belt Direction..... Reversing



Roller Specifications

SPECIFICATION	Exalon	Steel
Material	HMWPE	STEEL
Durometer	68-D	N/A
Rating	CEMA D (XL is CEMA E)	CEMA D (XL is CEMA E)
Bearings	3/4" Tapered Roller (XL - 1 1/4")	3/4" Tapered Roller (XL - 1 1/4")
Shaft Diameter	.749	1" Heavy Wall Tube Tapered (XL - 1 1/4")
Wall Thickness	Minimum 5/8"	9 Gauge (.148) (XL - 1/4")
Specific Gravity	.9	Over 1
Working Temperature		
°F	-40° to 180°	N/A
°C	-40° to 82°	N/A
Grease & Chemical Resistance	Excellent	Good
Sticky Material Performance	Excellent	Good

Roller Dimensions

SIZE	LENGTH		DIAMETER	
	in.	mm	in.	mm
Small	9	225	5	125
Medium	13	325	5	125
Large	19	475	5	125
Extra Large	21	525	6	150

Product Notes:

- Optimal location: no closer than 3' (.9M) and no further than 6' (1.8M) from a return roller.
- All rollers are "sealed for life". No regreasing maintenance is required.
- MSHA approved.

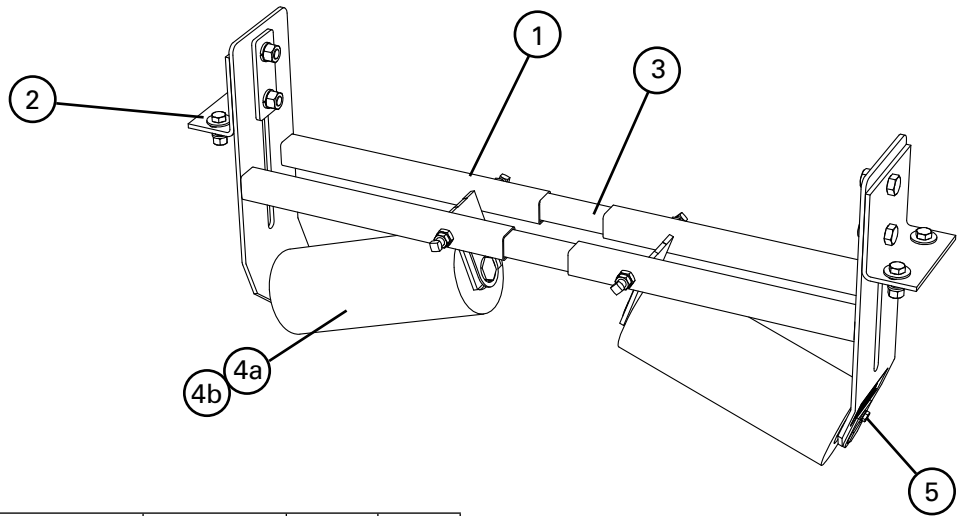
GOODYEAR
GOODYEARBELTING.COM

Call Toll Free: 1-866-711-4673
International: +1-727-342-5086

**We Ship
World Wide**

Replacement Parts List

Belt Positioner™



Replacement Parts

REF	DESCRIPTION	BELT WIDTH (Min-Max)		ORDERING NUMBER	ITEM CODE	WT. LBS.
		in.	mm			
1	Small Frame Kit* (1 ea.)	18-24	450-600	RBPFK-S	75522	12.5
	Medium Frame Kit* (1 ea.)	30-48	750-1200	RBPFK-M	75523	14.5
	Large Frame Kit* (1ea.)	54-72	1350-1800	RBPFK-L	75524	19.5
	Extra Large Frame Kit* (1 ea.)	72-96	1800-2400	RBPFK-XL	75525	28.5
2	Mounting Bracket Kit* (1 ea.)			RBPMBK	75526	6.0
3	Small Inner Tube (1 ea.)	18-24	450-600	RBPIT-S	75527	3.0
	Medium Inner Tube (1 ea.)	30-48	750-1200	RBPIT-M	75528	4.5
	Large Inner Tube (1 ea.)	54-72	1350-1800	RBPIT-L	75529	6.5
	Extra Large Inner Tube (1 ea.)	72-96	1800-2400	RBPIT-XL	75530	9.0

* Hardware included
Lead time: 1 working day

Replacement Rollers

REF	DESCRIPTION	ORDERING NUMBER	ITEM CODE	WT. LBS.
4a	Small Exalon Roller	RBPER-S	73169	7.9
	Medium Exalon Roller	RBPER-M	73170	11.0
	Large Exalon Roller	RBPER-L	73171	15.5
	Extra Large Exalon Roller	RBPER-XL	73172	27.8
4b	Small Steel Roller	RBPSR-S	74562	12.2
	Medium Steel Roller	RBPSR-M	74563	16.5
	Large Steel Roller	RBPSR-L	74564	23.2
	Extra Large Steel Roller	RBPSR-XL	74565	36.6
5	Roller Retainer Kit *	RBPRET	73163	0.5

Idler rollers on sizes S, M and L are 5" (125mm) diameter and rated CEMA D.
Idler rollers on the XL size are 6" (150mm) diameter and rated CEMA E.

*Roller Retainer Kit not required for XL rollers (SDX style).
Lead time: 1 working day

Product Ordering Information

**PT Smart™
Belt Trainer**



PT Smart™ Belt Trainer

BELT TRAINER COMPLETE					REPLACEMENT ROLLERS		
BELT WIDTH		ORDERING NUMBER	ITEM CODE	WT. LBS.	ORDERING NUMBER	ITEM CODE	WT. LBS.
in.	mm						
18	450	PTS-18R	77664	121.0	PTS-RR21	77680	22.0
24	600	PTS-24R	77665	141.0	PTS-RR27	77681	27.0
30	750	PTS-30R	77666	154.0	PTS-RR33	77682	32.2
36	900	PTS-36R	77667	169.0	PTS-RR39	77683	36.0
42	1050	PTS-42R	77668	186.0	PTS-RR45	77684	41.5
48	1200	PTS-48R	77669	197.0	PTS-RR51	77685	45.0
54	1350	PTS-54R	77670	210.0	PTS-RR57	77686	47.5
60	1500	PTS-60R	77671	224.0	PTS-RR63	77687	53.0
72	1800	PTS-72R	77672	242.0	PTS-RR75	77689	57.0

Lead time: 1 working day

PT SMART STANDARD
BELT TRAINER
(Roller Included)



PT Smart™ Underground Structure Belt Trainer

BELT TRAINER COMPLETE					REPLACEMENT ROLLERS		
BELT WIDTH		ORDERING NUMBER	ITEM CODE	WT. LBS.	ORDERING NUMBER	ITEM CODE	WT. LBS.
in.	mm						
30	750	PTS-30R-UG	77673	174.0	PTS-RR39	77683	36.0
36	900	PTS-36R-UG	77674	188.0	PTS-RR45	77684	41.5
42	1050	PTS-42R-UG	77675	196.0	PTS-RR51	77685	45.0
48	1200	PTS-48R-UG	77676	208.0	PTS-RR57	77686	47.5
54	1350	PTS-54R-UG	77677	220.0	PTS-RR63	77687	53.0
60	1500	PTS-60R-UG	77678	255.0	PTS-RR69	77688	57.0
72	1800	PTS-72R-UG	77679	265.0	PTS-RR81	77690	81.0

Lead time: 1 working day

PT SMART
UNDERGROUND STRUCTURE
BELT TRAINER
(Roller Included)

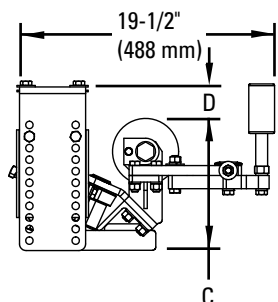
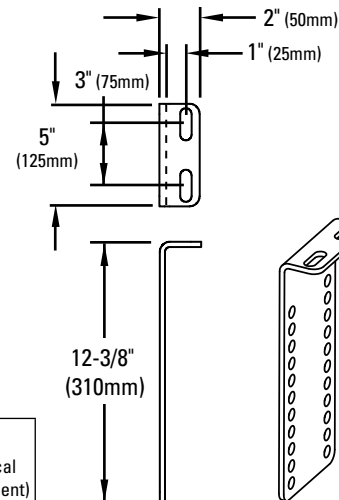
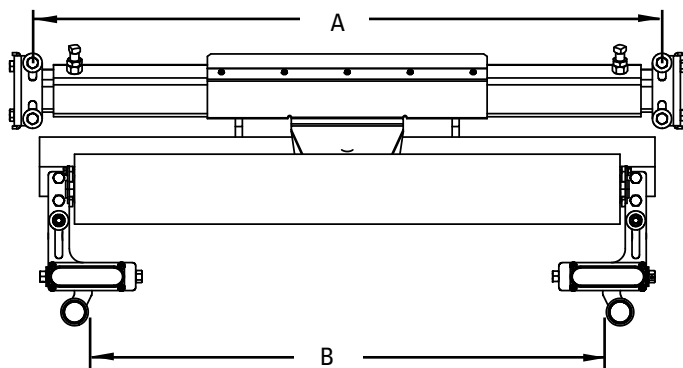
GOODYEAR
GOODYEARBELTING.COM

Call Toll Free: 1-866-711-4673
International: +1-727-342-5086

**We Ship
World Wide**

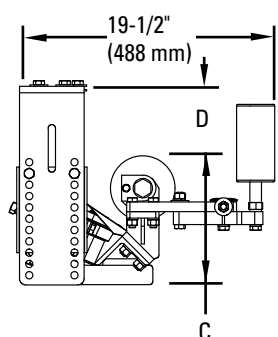
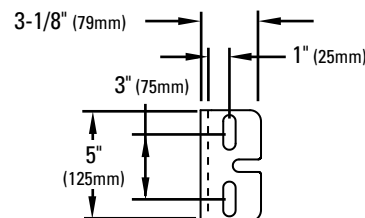
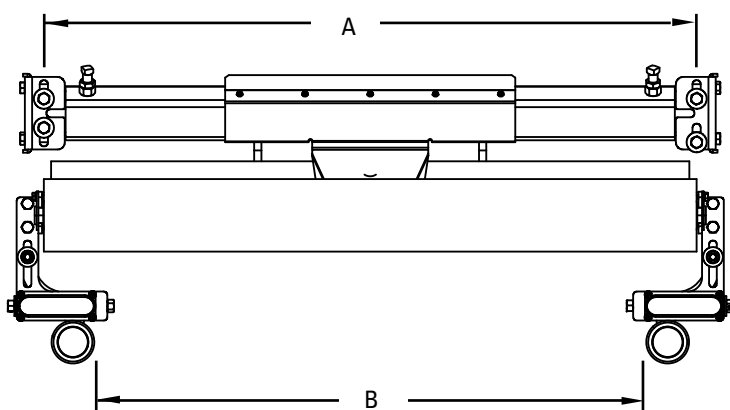
Specifications & Guidelines

PT Smart Belt Trainer



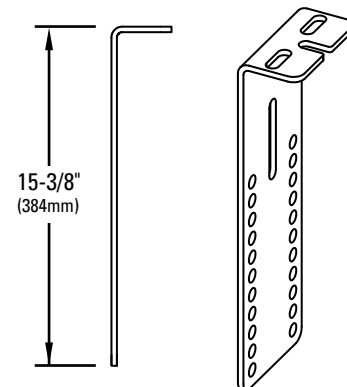
PT Smart Standard

BELT WIDTH		ITEM CODE	A	B	C	D (vertical adjustment)
in.	mm					
18	450	77664	23-35" (575-875mm)	10-23" (250-575mm)	10" (250mm)	0"-10" (0-250mm)
24	600	77665	29-41" (725-1025mm)	16-29" (400-725mm)		
30	750	77666	35-47" (875-1175mm)	22-35" (550-875mm)		
36	900	77667	41-53" (1025-1325mm)	28-41" (700-1025mm)		
42	1050	77668	47-59" (1175-1475mm)	33-47" (825-1175mm)		
48	1200	77669	53-65" (1325-1625mm)	40-53" (1000-1325mm)		
54	1350	77670	59-71" (1475-1775mm)	46-59" (1150-1475mm)		
60	1500	77671	65-77" (1625-1925mm)	52-65" (1300-1625mm)		
66	1650	77672	71-83" (1775-2125mm)	58-71" (1450-1775mm)		
72	1800	77672	77-89" (1925-2225mm)	64-77" (1600-1925mm)		



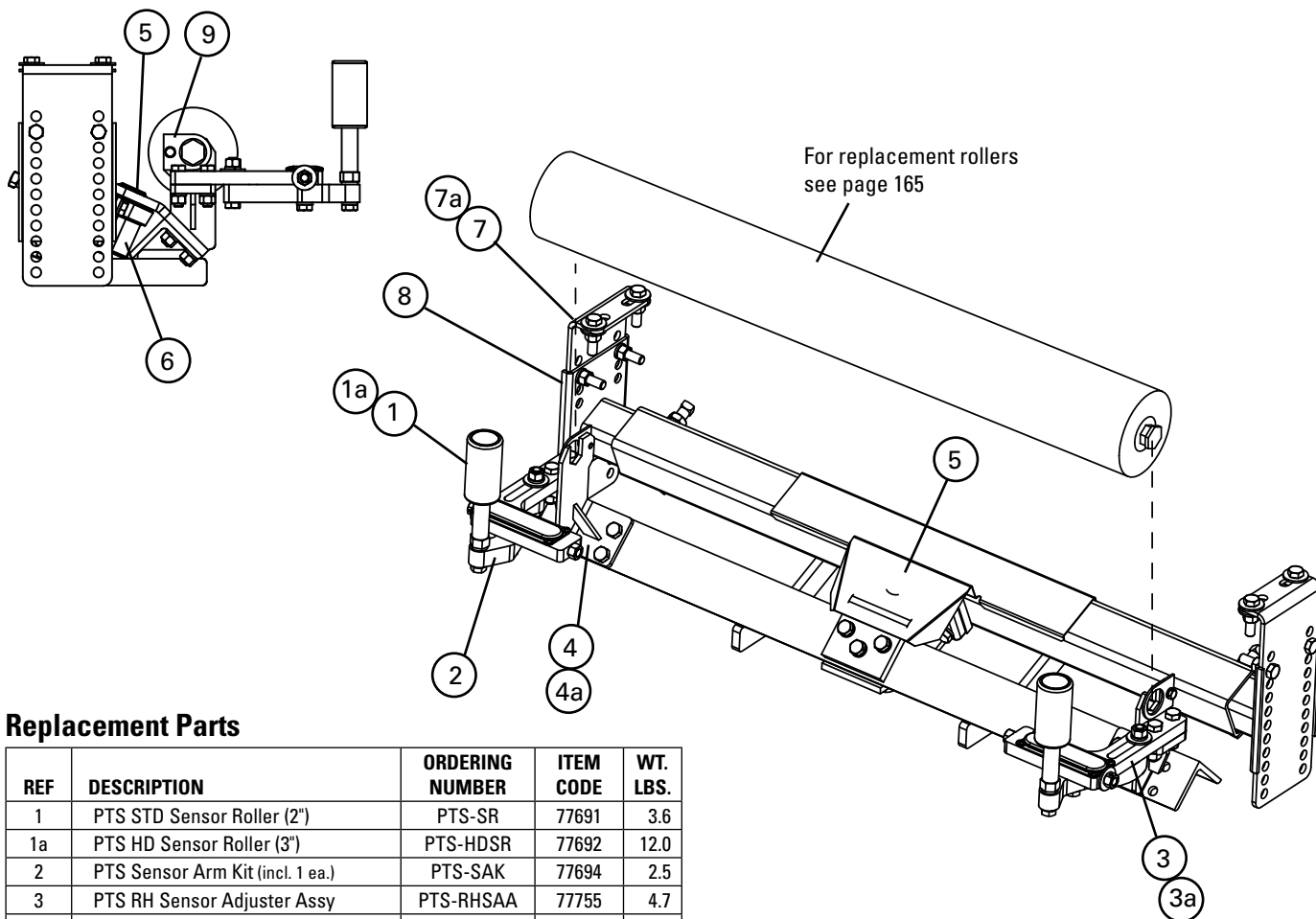
PT Smart Underground Structure

BELT WIDTH		ITEM CODE	A	B	C	D
in.	mm					
30	750	77673	35-47" (875-1175mm)	27-40" (675-1000mm)	10" (250mm)	2-3/4" to 13-1/4" (69mm to 331mm)
36	900	77674	41-53" (1025-1325mm)	33-46" (825-1150mm)		
42	1050	77675	47-59" (1175-1475mm)	39-52" (975-1300mm)		
48	1200	77676	53-65" (1025-1625mm)	45-58" (1125-1450mm)		
54	1350	77677	59-71" (1475-1775mm)	51-64" (1275-1600mm)		
60	1500	77678	65-77" (1625-1925mm)	57-70" (1425-1750mm)	10-1/2" (262mm)	2-1/4" to 12-3/4" (56mm to 319mm)
72	1800	77679	77-89" (1925-2225mm)	69-82" (1725-2050mm)		



Replacement Parts List

**PT Smart
Belt Trainer**



Replacement Parts

REF	DESCRIPTION	ORDERING NUMBER	ITEM CODE	WT. LBS.
1	PTS STD Sensor Roller (2")	PTS-SR	77691	3.6
1a	PTS HD Sensor Roller (3")	PTS-HDSR	77692	12.0
2	PTS Sensor Arm Kit (incl. 1 ea.)	PTS-SAK	77694	2.5
3	PTS RH Sensor Adjuster Assy	PTS-RHSAA	77755	4.7
3a	PTS LH Sensor Adjuster Assy	PTS-LHSAA	77756	4.7
4	PTS Idler Bracket Kit (incl. L & R)	PTS-IBK	77696	5.9
4a	PTS HD Idler Bracket Kit (incl. L & R)	PTS-HIBK	77697	6.2
5	PTS Pivot Shield	PTS-PS	77698	1.8
6	PTS Pivot Assy (Axle and housing)	PTS-PA	77699	6.9
7	PTS Mounting Bracket Kit	PTS-MBK	77700	8.8
7a	PTS Mounting Bracket Kit U/G	PTS-MBKUG	77701	11.4
8	PTS Extending Bracket Kit (incl. L & R)	PTS-EBK	77702	12.9
9	Roller Retainer Kit	RBPRET	73163	1.0
-	Wire Mount Kit (not pictured)	PTS-WMK	78767	11.5

*Hardware included
Lead time: 1 working day

GOODYEAR
GOODYEARBELTING.COM

Call Toll Free: 1-866-711-4673
International: +1-727-342-5086

**We Ship
World Wide**

Product Ordering Information

**PT Max™
Belt Trainer**

PT Max™ Top Side

VERSION	BELT WIDTH		ORDERING NUMBER	ITEM CODE	WT. LBS.
	in.	mm			
Standard	24	600	PTM24T	75583	280.0
	30	750	PTM30T	74885	295.0
	36	900	PTM36T	74886	310.0
	42	1050	PTM42T	74887	325.0
	48	1200	PTM48T	74888	340.0
	54	1350	PTM54T	74889	355.0
Heavy-Duty	60	1500	PTM60T	74890	370.0
	54	1350	PTMHD54T	74891	390.0
	60	1500	PTMHD60T	74892	410.0
	72	1800	PTMHD72T	74893	430.0
	84	2100	PTMHD84T	74894	450.0



PT MAX TOP SIDE
BELT TRAINER
(Rollers supplied by end user)

PT Max Return Side

VERSION	BELT WIDTH		ORDERING NUMBER	ITEM CODE	WT. LBS.
	in.	mm			
Standard	24	600	PTM24R	75584	260.0
	30	750	PTM30R	74899	275.0
	36	900	PTM36R	74900	290.0
	42	1050	PTM42R	74901	305.0
	48	1200	PTM48R	74902	320.0
	54	1350	PTM54R	74903	335.0
Heavy-Duty	60	1500	PTM60R	74904	350.0
	54	1350	PTMHD54R	74905	365.0
	60	1500	PTMHD60R	74906	385.0
	72	1800	PTMHD72R	74907	405.0
	84	2100	PTMHD84R	74908	425.0



PT MAX RETURN SIDE
BELT TRAINER
(Rollers supplied by end user)

PT Max V-Return

VERSION	BELT WIDTH		ORDERING NUMBER	ITEM CODE	WT. LBS.
	in.	mm			
Standard	24	600	PTM24VR	79669	300.0
	30	750	PTM30VR	79670	315.0
	36	900	PTM36VR	79671	330.0
	42	1050	PTM42VR	79672	345.0
	48	1200	PTM48VR	79673	360.0
	54	1350	PTM54VR	79674	375.0
Heavy-Duty	60	1500	PTM60VR	79675	390.0
	54	1350	PTMHD54VR	79665	410.0
	60	1500	PTMHD60VR	79666	430.0
	72	1800	PTMHD72VR	79667	450.0
	84	2100	PTMHD84VR	79668	470.0

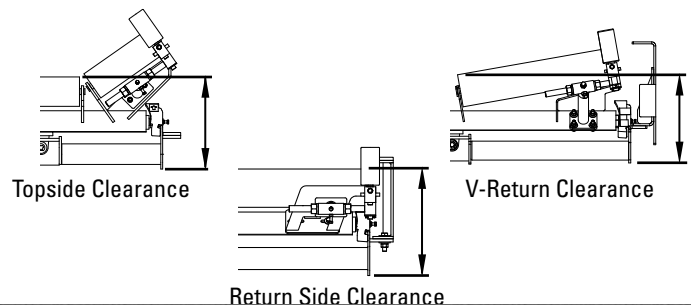


PT MAX V-RETURN
BELT TRAINER
(Rollers supplied by end user)

Shaded items are made to order.
Lead time: 15 working days (after
data sheets are approved)

Top of Roller to Bottom of PT Max Minimum Clearance Needed

ROLL DIAMETER		TOPSIDE				RETURN SIDE				V-RETURN			
		Standard		Heavy-Duty		Standard		Heavy-Duty		Standard		Heavy-Duty	
in.	mm	in.	mm	in.	mm	in.	mm	in.	mm	in.	mm	in.	mm
5"	127	16"	406	17"	432	17"	432	18"	457	16"	406	17"	432
6"	152	17"	432	18"	457	18"	457	19"	483	17"	432	18"	457
7"	178	18"	457	19"	483	19"	483	20"	508	18"	457	19"	483



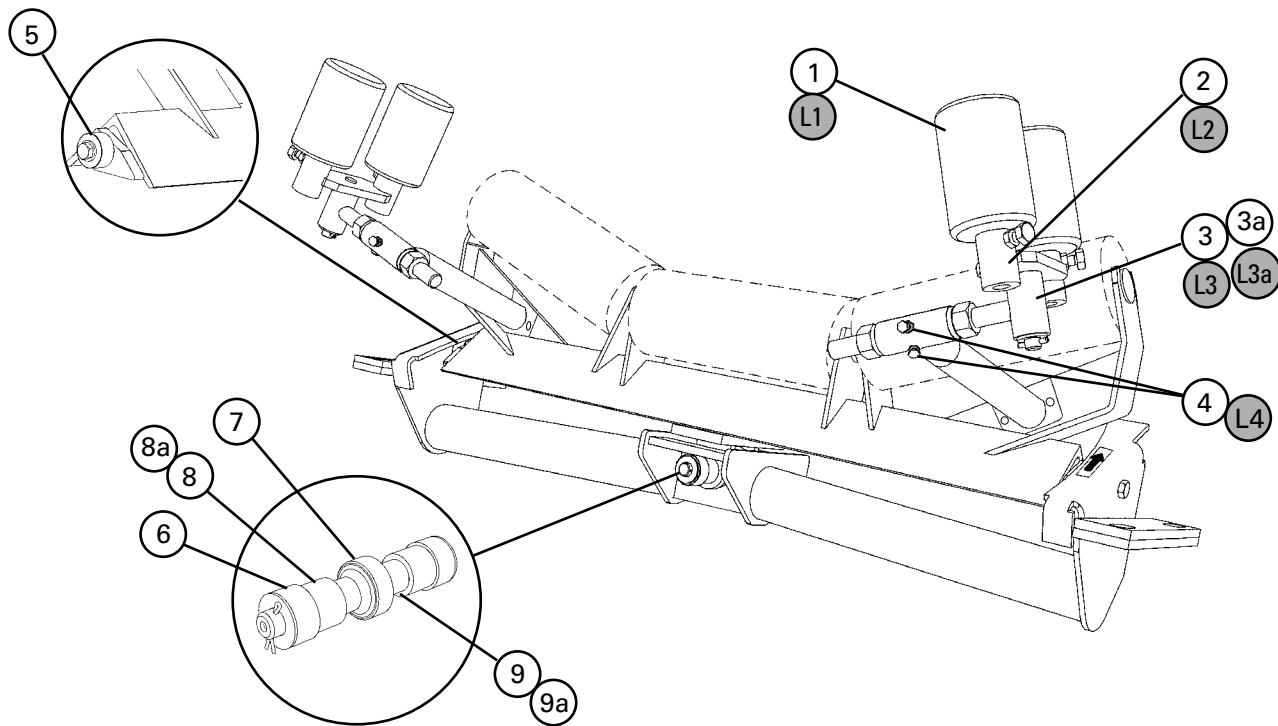
Call Toll Free: 1-866-711-4673
International: +1-727-342-5086

GOODYEAR
GOODYEARBELTING.COM

**We Ship
World Wide**

Replacement Parts List

**PT Max™
Belt Trainer**



Replacement Parts

REF	DESCRIPTION	BELT WIDTH		ORDERING NUMBER	ITEM CODE	WT. LBS.
		in.	mm			
1	Sensor Roller 2.0* (3" solid roller) (1 ea.)	30-84	750-2100	MSR2	79378	7.0
2	Swivel Mount Kit 2.0*	30-84	750-2100	PMSMK2	79380	5.5
3	Adjusting Arm Kit 2.0*	30-60	750-1500	MAK2	79381	7.9
3a	HD Adjusting Arm Kit 2.0*	54-84	1350-2100	MAKHD2	79382	14.7
4	Frame Arm Set Screw Kit HD (incl. 2 set screws and 2 jam nuts)	30-120	750-3000	MFASKHD	79571	0.8
5	Outer Roller Kit* (incl. 2 rollers, roller thimbles and bolts, nuts and washers)	30-84	750-2100	MORK	74921	2.6
6	Center Roller Kit* (incl. 2 rollers, 2 washers, and 2 cotter pins)	30-84	750-2100	MCRK	74923	1.2
7	Center Bearing*	30-84	750-2100	MCB	74925	1.7
8	Center Shaft Spacer Kit (incl. 2 spacers)	30-60	750-1500	MCSK	74927	0.3
8a	HD Center Shaft Spacer Kit (incl. 2 spacers)	54-84	1350-2100	MCSKHD	74928	0.5
9	Center Shaft	30-60	750-1500	MCS	74930	4.0
9a	HD Center Shaft	54-84	1350-2100	MCSHD	74931	13.0
-	Center Bearing Kit (incl. 1 ea. items 5, 6, 7, 8)	30-60	750-1500	MCBK	76025	8.0
-	HD Center Bearing Kit (incl. 1 ea. items 5, 6, 7a, 8a)	54-84	1350-2100	MCBKHD	76026	17.0

For PT Max Units Shipped after March 17, 2014 ONLY. See below for legacy replacement parts.

*Hardware included

Lead time: 1 working day

Note: All replacement parts offered are common to all three PT Max models: Top Side, Return Side, and V-Return.

Legacy Replacement Parts - For PT Max Units Shipped Prior to March 17, 2014

REF	DESCRIPTION	BELT WIDTH		ORDERING NUMBER	ITEM CODE	WT. LBS.
		in.	mm			
L1	Sensor Roller* (3" solid roller) (1 ea.)	30-84	750-2100	MSR	74914	7.0
L2	Swivel Mount Kit*	30-84	750-2100	PMSMK	74916	5.5
L3	Adjusting Arm Kit*	30-60	750-1500	MAK	74918	7.9
L3a	HD Adjusting Arm Kit*	54-84	1350-2100	MAKHD	74919	14.7
L4	Frame Arm Set Screw Kit (incl. 2 set screws and 2 jam nuts)	30-120	750-3000	MFASK	75531	0.8

*Hardware included

Lead time: 1 working day

GOODYEAR
GOODYEARBELTING.COM

Call Toll Free: 1-866-711-4673
International: +1-727-342-5086

**We Ship
World Wide**

Product Ordering Information

RMC1 Skirt Clamps

RMC1 Skirt Clamps*

DESCRIPTION	ORDERING NUMBER	ITEM CODE	WT. LBS.
Skirt Clamp	RMC1	75817	11.6
LS Skirt Clamp	RMC1-LS	75834	10.4
Skirt Clamp Bulk‡	RMC1-BULK	75833	11.6


*Includes two clamp plates (Standard or LS - Limited Space), two clamp pins, and one 4' (1.2M) clamp bar.

‡ Minimum order of 50 pieces for Bulk Pack pricing.

Skirt board and rubber not included.

Skirt Rubber Thickness Range: 5/16" to 3/4" (8mm to 19mm).

Lead time: 1 working day



RMC1 Skirt Clamp (Standard)

PAL PAKs

The Pick-A-Length (PAL) PAK contains 2 clamp plates and 2 clamp pins. You supply the clamp bar (1" x 1" x 1/8" angle) to your required length.

PAL PAKS PER SYSTEM LENGTH					
Skirting System Length	1' - 4' (0.3-1.2M)	5' - 8' (1.5-2.4M)	9' - 12' (2.8-3.8M)	13' - 16' (4.0-4.9M)	17' - 20' (5.2-6.1M)
PAL PAKs Needed	1	2	3	4	5



Anti-Vibration Clamp Pins

DESCRIPTION	ORDERING NUMBER	ITEM CODE	WT. LBS.
PAL PAK	RMC1-PP	75832	6.6
LS PAL PAK	RMC1-LSPP	75836	5.4
Bolt-On PAL PAK	RMC1-BPP	76415	6.5
Bolt-On LS PAL PAK	RMC1-LSBPP	76538	5.3

Lead time: 1 working day



PAL PAK (Standard)




Bolt-On PAL PAK (Standard)

Replacement Parts

DESCRIPTION	ORDERING NUMBER	ITEM CODE	WT. LBS.
Clamp Pin	RMC1-CP	75819	1.1
Bolt-On Clamp Pin	RMC1-BCP	76414	1.0
Clamp Plate	RMC1-PL	75821	2.1
LS Clamp Plate	RMC1LS-PL	75835	1.5
Clamp Bar	RMC1-CB	75820	4.0

Lead time: 1 working day



Product Notes:

- Solves material spillage problems in the conveyor loading zone.
- Stops material loss, eliminates safety hazards, and reduces wear on conveyor components.
- LS (Limited Space) model for restricted space areas and for portable equipment.
- Pick-A-Length (PAL) PAK option for special or longer length requirements.
- Bolt-on Clamp Pins eliminate welding on applications where sparking can be a safety hazard.
- Anti-Vibration (standard) Clamp Pin stays locked even in applications with severe vibration.

GOODYEAR
GOODYEARBELTING.COM

Call Toll Free: 1-866-711-4673
International: +1-727-342-5086

**We Ship
World Wide**

Product Ordering Information

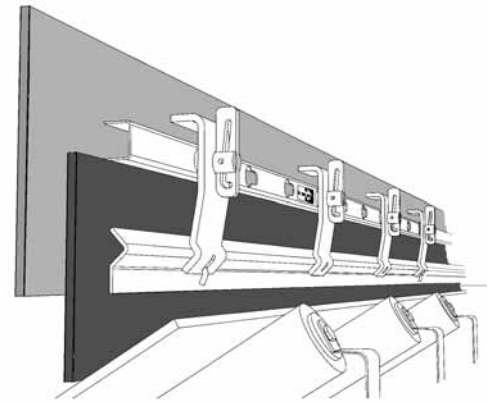
Flex-Lok™
Skirt Clamps

Flex-Lok™ Skirt Clamp

One Skirt Clamp includes one 6' (1.8M) clamp runner, 4 clamp plates, 4 clamp pins and one 6' (1.8M) restraining bar. Skirt board and rubber not included.

DESCRIPTION	ORDERING NUMBER	ITEM CODE	WT. LBS.
Skirt Clamp	FLSC-I	71052	31.1
Skirt Clamp Bulk ‡	FLSC-I-BULK	71054	31.1
REPLACEMENT PARTS			
Clamp Runner - 6 ft. (1.8M)	FL-RPI	71058	7.3
Clamp Plate	FL-PC-I	71057	2.1
Clamp Pin	FL-CP-I	71141	1.9
Restraining Bar - 6 ft. (1.8M)	FL-RBI	71060	11.3

‡ Minimum order of 50 pieces for Bulk Pack pricing.
Skirt Rubber Thickness Range: 5/16" to 1" (8 - 25mm)
Lead time: 1 working day



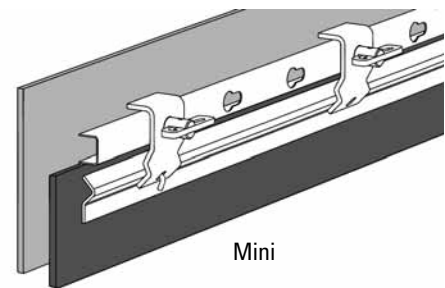
Standard

Mini Flex-Lok™ Skirt Clamp

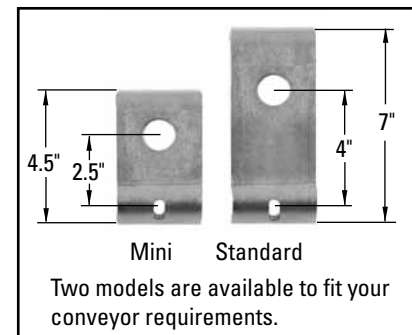
One Mini Skirt Clamp includes one 6' (1.8M) clamp runner, 3 mini clamp plates, 3 clamp pins and one 6' (1.8M) restraining bar. Skirt board and rubber not included.

DESCRIPTION	ORDERING NUMBER	ITEM CODE	WT. LBS.
Mini Skirt Clamp	FLSCM-I	71055	27.6
Mini Skirt Clamp Bulk ‡	FLSCM-I-BULK	71100	27.5
REPLACEMENT PARTS			
Clamp Runner - 6 ft. (1.8M)	FL-RPI	71058	7.3
Mini Clamp Plate	FLM-PC	71140	1.5
Clamp Pin	FL-CP-I	71141	1.9
Restraining Bar - 6 ft. (1.8M)	FL-RBI	71060	11.3

‡ Minimum order of 50 pieces for Bulk Pack pricing.
Skirt Rubber Thickness Range: 5/16" to 5/8" (8 - 16mm)
Lead time: 1 working day



Mini



Mini Standard

Two models are available to fit your conveyor requirements.

Stainless Steel* Flex-Lok™ Skirt Clamp

One SS Skirt Clamp includes one 6' (1.8M) clamp runner, 4 clamp plates, 4 clamp pins and one 6' (1.8M) restraining bar.

DESCRIPTION	ORDERING NUMBER	ITEM CODE	WT. LBS.
SS Skirt Clamp	FLSC-ISS	75778	25.0
REPLACEMENT PARTS			
SS Clamp Plate	FL-PC-ISS	71168	1.9
Clamp Pin	FL-CP-ISS	71164	1.9

* 316SS (all parts)
Lead time: 1 working day

SERVICE MAINTENANCE

- Inspection - Periodically inspect the clearance between the skirt rubber and the belt. If this gap is more than 1/4" (6mm) or if excessive fines are escaping, readjust the skirt rubber.
- Adjustment - Unlock the wedges on the clamp pins and slide the skirt rubber down to the belt. Relock the clamp pins.

TROUBLESHOOTING

Problem: Skirt rubber slips out of skirt clamp.

- Solution:
1. Check to insure wedges in clamp pins are locked.
 2. Check skirt rubber position. Skirt rubber must not fold and lie on top of belt.



Anti-Vibration Clamp Pins
(Standard)

GOODYEAR
GOODYEARBELTING.COM

Call Toll Free: 1-866-711-4673
International: +1-727-342-5086

**We Ship
World Wide**

Product Ordering Information

Flex-Seal™ Skirt System

Flex-Seal™ Skirt System*


DESCRIPTION	ORDERING NUMBER	ITEM CODE	WT. LBS.
Flex-Seal Skirt System	RMC2-FS1	76558	29.5
Flex-Seal Skirt System Bulk ‡	RMC2	77330	29.5

‡ Minimum order of 50 pieces for Bulk Pack pricing.

*Includes angle plate, one Bolt-On PAL PAK, and one 4' (1.2M) clamp bar. Skirt board and rubber not included.

Skirt Rubber Thickness Range: 5/16" to 3/4" (8mm to 19mm).

Lead time: 1 working day



Replacement Parts

DESCRIPTION	ORDERING NUMBER	ITEM CODE	WT. LBS.
Angle Plate	RMC2-FSAPK	76559	19.0
Bolt-On PAL PAK*	RMC1-BPP	76415	6.5
Clamp Bar	RMC1-CB	75820	4.0

*Includes two bolt-on clamp pins and two clamp plates.

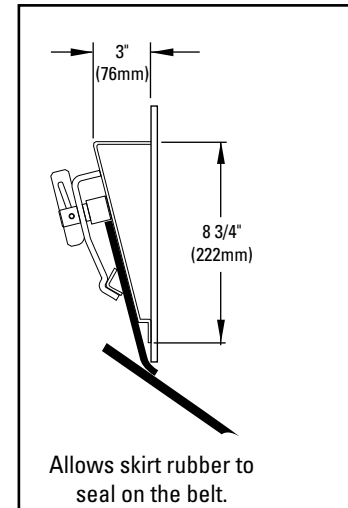
Lead time: 1 working day



Bolt-On PAL PAK

Specifications

SKIRT RUBBER WIDTH AND THICKNESS RANGE	
Width Required	6" (150mm)
Thickness Range	5/16" - 3/4" (8 - 19mm)



Product Notes:

- Solves material spillage problems in the conveyor loading zone.
- Stops material loss, eliminates safety hazards, and reduces wear on conveyor components.
- Anti-Vibration (standard) Clamp Pin with serrated wedge stays locked even in applications with severe vibration.

GOODYEAR
GOODYEARBELTING.COM

Call Toll Free: 1-866-711-4673
International: +1-727-342-5086

**We Ship
World Wide**

Product Ordering Information

Flexco® Belt Maintenance Tools Belt Lifters

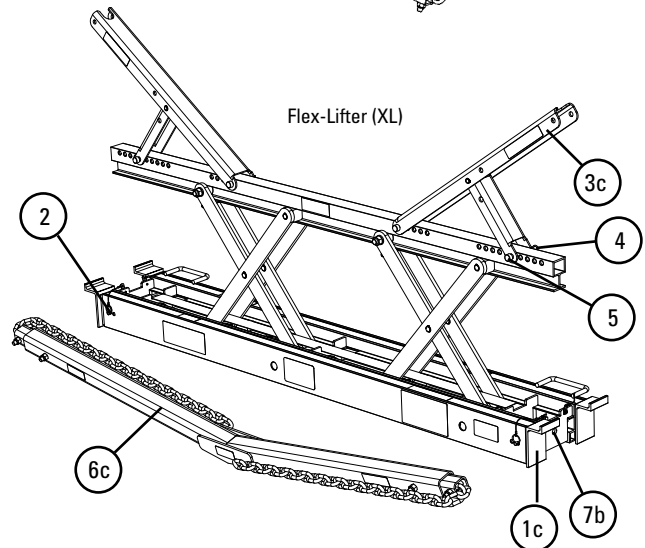
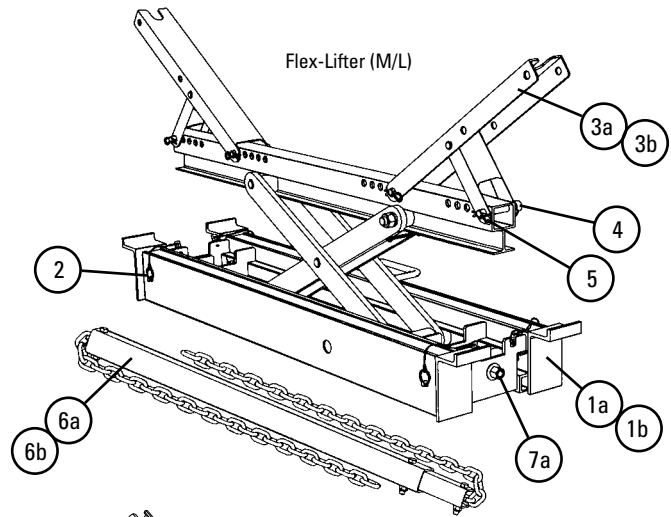


Flex-Lifter™ Conveyor Belt Lifter

Easy and safe way to lift tensioned belts so mechanical splicing or other maintenance work can be done.

DESCRIPTION	ORDERING NUMBER	ITEM CODE	WT. LBS.
Medium Flex-Lifter 36" - 60" (900 - 1500 mm)	FL-M	76469	87.0
Large Flex-Lifter 48" - 72" (1200 - 1800 mm) incl. return bar	FL-L	76470	121.0
XL Flex-Lifter 72" - 96" (1800 - 2400 mm) does not incl. return bar	FL-XL	76983	152.0
Flex-Lifter Cart	FLCK	77729	20.0

Lifts troughed or flat belts.
Lead time: 1 working day



Replacement Parts

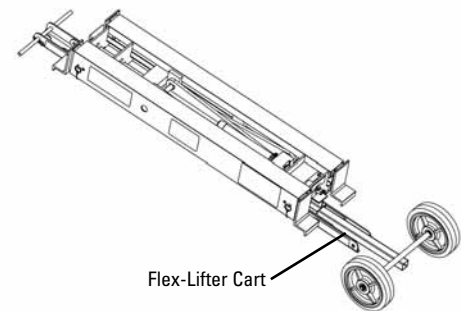
REF	DESCRIPTION	ORDERING NUMBER	ITEM CODE	WT. LBS.
1a	Extension Leg - Medium	FLEL-M	76472	3.1
1b	Extension Leg - Large	FLEL-L	76473	3.7
1c	Extension Leg Kit- XL (includes 2 ext. legs)	FLELK-XL	76986	13.0
2	Extension Leg Pin (with lanyard)	FLELP	76474	0.1
3a	Trough Wing - Medium (with brace)	FLTW-M	76476	1.2
3b	Trough Wing - Large (with brace)	FLTW-L	76477	1.5
3c	Trough Wing - XL (with brace)	FLTW-XL	76985	4.2
4	Retainer Pin Pack (includes 4 pins)	FLRP	76478	1.0
5	Retainer Clip Pack (includes 4 clips)	FLCP	76479	0.1
6a	Return Lift Bar - Medium	FLRLB-M	76482	18.4
6b	Return Lift Bar - Large	FLRLB-L	76481	40.0
6c	V-Return Lift Bar - XL	FLVRL-XL	76984	63.0
7a	Shear Pin Kits - Medium/Large	FL-PKIT-ML	77250	0.3
7b	Shear Pin Kits - XL	FL-PKIT-XL	77251	0.5

Safe Lifting Capacity

Height		Max. Weight			
		Medium/Large		XL	
in.	mm	lbs.	kg.	lbs.	kg.
0-1	0-25	500	225	1100	500
1-2	25-50	1000	450	1800	815
2-3	50-75	1500	675	2500	1140
3-4	75-100	2000	900	3200	1450
4-5	100-125	2500	1150	3700	1680
5-6	125-150	3000	1350	4600	2090
6-7	150-175	3500	1600	5300	2400
>7	>175	4000	1800	6000	2725

Aluminum Content Flex-Lifter

ALUMINUM ALLOY TYPE	PERCENT	
	Mg Magnesium	Ti Titanium
4043	0.05%	0.2%
5356	5.5%	0.2%
6005	0.6%	0.1%
6061	1.0%	0.0%
6063	0.7%	0.0%
7075	2.5%	0.0%



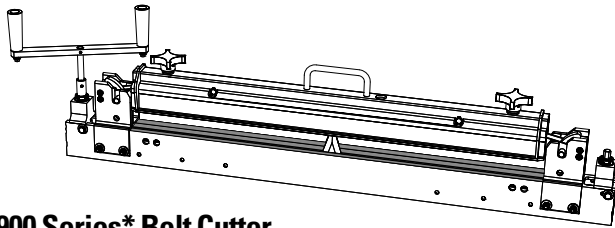
U.S. Patent No. 7,810,788

GOODYEAR
GOODYEARBELTING.COM

Call Toll Free: 1-866-711-4673
International: +1-727-342-5086

**We Ship
World Wide**

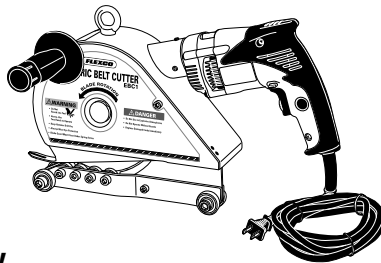
Product Ordering Information



900 Series* Belt Cutter

DESCRIPTION	BELT WIDTH		ORDERING NUMBER	ITEM CODE	WT. LBS.
	in.	mm			
Cutter Complete for belts up to 1.5' (38 mm)	24	600	900924	04200	34.0
	36	900	900936	04143	39.4
	48	1200	900948	04144	48.0
	60	1500	900960	04145	54.0
	72	1800	900972	04146	60.3
* Patent Pending	84	2130	900984	04147	86.0
Replacement Blade Kit			900CBK	04149	0.15
Drive Handle Assembly				04140	2.0

Lead time: 1 working day



Cutting Capacity

BELT TYPE	EBC1/CEBC1		EBC2/CEBC2	
	Imperial	Metric	Imperial	Metric
Rubber	Up to 1"	Up to 25 mm	Up to 2"	Up to 50 mm
PVC	Up to 360 PIW	Up to 630 EP	Up to 1140 PIW	Up to 2000 EP

Far-Pul® HD® Belt Clamps

Load Capacity up to 3 tons (2.7 metric tons) when used with two 1-1/2 ton (1.4 metric ton) come-alongs.

DESCRIPTION	BELT WIDTH		ORDERING NUMBER	ITEM CODE	WT. LBS.
	in.	mm			
Belt Clamp Complete includes: 4 Belt Clamp Bars and 4 Belt Clamp Scissors	Up to 30	Up to 750	LSHD30	30393	79.0
	Up to 36	Up to 900	LSHD36	30394	87.0
	Up to 42	Up to 1050	LSHD42	30395	91.0
	Up to 48	Up to 1200	LSHD48	30396	98.0
	Up to 54	Up to 1350	LSHD54	30397	103.0
	Up to 60	Up to 1500	LSHD60	30398	110.0
	Up to 72	Up to 1800	LSHD72	30399	121.0
30" Belt Clamp Bar Set*	Up to 30	Up to 750	LSHDB30-2	30418	20.0
36" Belt Clamp Bar Set*	Up to 36	Up to 900	LSHDB36-2	30414	23.0
42" Belt Clamp Bar Set*	Up to 42	Up to 1050	LSHDB42-2	30421	26.0
48" Belt Clamp Bar Set*	Up to 48	Up to 1200	LSHDB48-2	30423	30.0
54" Belt Clamp Bar Set*	Up to 54	Up to 1350	LSHDB54-2	30424	33.0
60" Belt Clamp Bar Set*	Up to 60	Up to 1500	LSHDB60-2	30430	36.0
72" Belt Clamp Bar Set*	Up to 72	Up to 1800	LSHDB72-2	30408	40.0
Steel Belt Clamp Scissor - Each			LSHDS	30392	10.5
Belt Locator Pin - includes Washer and Locking Nut			LSHDLP	30400	.15
Retaining Pin Kit			LSHD-RPK	30390	2.0
Clamp Bar Screw			LSHDCBS	30373	1.0

*Includes 2 Bars per Set
Lead time: 1 working day

Shaded items are made to order.
Lead time: 5 working days

Aluminum Content 900 Series Belt Cutter


ALUMINUM ALLOY TYPE	PERCENT	
	Mg Magnesium	Ti Titanium
5356	5.5%	0.2%
6005	0.6%	0.1%
6061	1.0%	0.0%
7075	2.5%	0.0%

Electric Belt Cutter

DESCRIPTION	ORDERING NUMBER	ITEM CODE	WT. LBS.
Electric Belt Cutter (for belts up to 1" thick)	EBC1	30001	29.5
Electric Belt Cutter (for belts up to 2" thick)	EBC2	30002	40.0
Replacement Blade for EBC1	EBC1-B	30003	2.0
Replacement Blade for EBC2	EBC2-B	30004	2.8
Replacement Electric Hammer Drill for EBC1	EBC1-DR	30005	7.5
Replacement Electric Hammer Drill for EBC2	EBC2-DR	30006	12.1
Replacement Eyebolt for EBC1 & EBC2	EBC-EB	30007	.9
Replacement Handle for EBC1 & EBC2	EBC-H	30008	.4

Cordless Electric Belt Cutter

DESCRIPTION	ORDERING NUMBER	ITEM CODE	WT. LBS.
Cordless Electric Belt Cutter (for belts up to 1" thick)	CEBC1	30018	29.0
Cordless Electric Belt Cutter (for belts up to 2" thick)	CEBC2	30019	39.5



Aluminum Content Far-Pul® HD®

ALUMINUM ALLOY TYPE	PERCENT	
	Mg Magnesium	Ti Titanium
6061	1.0%	0.0%

Product Ordering Information

Flex-Lag®
Rubber Pulley Lagging

Flex-Lag® Light Duty Rubber**

PATTERN	THICKNESS		LENGTH		MATERIAL	ORDERING NUMBER	ITEM CODE
	in.	mm	ft.	m			
Light Duty	1/4	6	11	3.3	SBR	6NLD3.3/11	71077
Light Duty	1/4	6	11	3.3	Nitrile	6WLD3.3/11	71076

Flex-Lag® Roll Lagging - SBR Rubber*

PATTERN	THICKNESS		LENGTH		ORDERING NUMBER	ITEM CODE
	in.	mm	ft.	m		
Diamond	3/8	10	21	6.5	10ND6.5/21	71002
Diamond	1/2	12	21	6.5	12ND6.5/21	71004
Diamond	5/8	15	21	6.5	15ND6.5/21	71006
Diamond	3/4	20	21	6.5	20ND6.5/21	71008
Diamond	1	25	21	6.5	25ND6.5/21	71152
Plain	3/8	10	21	6.5	10NP6.5/21	71010
Plain	1/2	12	21	6.5	12NP6.5/21	71012
Plain	5/8	15	21	6.5	15NP6.5/21	71017
Plain	3/4	20	21	6.5	20NP6.5/21	71021
Plain	1	25	21	6.5	25NP6.5/21	71163
Diamond Ceramic	1/2	12	21	6.5	12NDC6.5/21	71155

Flex-Lag® Roll Lagging - FRAS Rubber*

PATTERN	THICKNESS		LENGTH		ORDERING NUMBER	ITEM CODE
	in.	mm	ft.	m		
Diamond	3/8	10	21	6.5	10FRD6.5/21	71014
Diamond	1/2	12	21	6.5	12FRD6.5/21	71016
Diamond	5/8	15	21	6.5	15FRD6.5/21	71018
Diamond	3/4	20	21	6.5	20FRD6.5/21	71019
Plain	3/8	10	21	6.5	10FRP6.5/21	71020
Plain	1/2	12	21	6.5	12FRP6.5/21	71021
Plain	5/8	15	21	6.5	15FRP6.5/21	71015
Plain	3/4	20	21	6.5	20FRP6.5/21	72129
Diamond Ceramic	1/2	12	21	6.5	12FRDC6.5/21	71159

FRAS (Fire Resistant Anti Static) MSHA Certification # - MSHA NO. IC-190

Ordering Number Key: **N** - SBR, **FR** - FRAS, **P** - Plain, **D** - Diamond, **DC** - Diamond Ceramic, **LD** - Light Duty

Strip Selection Chart


Pulley Diameter		Strips Req'd	Pulley Diameter		Strips Req'd
in.	mm		in.	mm	
12.6-15.0	320-381	6	42.6-45.0	1083-1145	18
15.1-17.5	382-445	7	45.1-47.5	1146-1210	19
17.6-20.0	446-510	8	47.6-50.1	1211-1273	20
20.1-22.5	511-573	9	50.2-52.6	1274-1336	21
22.6-25.0	574-636	10	52.7-55.1	1337-1400	22
25.1-27.5	637-700	11	55.2-57.6	1403-1463	23
27.6-30.0	701-764	12	57.7-60.1	1466-1527	24
30.1-32.5	765-827	13	60.2-62.6	1529-1590	25
32.6-35.0	828-891	14	62.7-65.1	1593-1654	26
35.1-37.5	892-955	15	65.2-67.6	1656-1717	27
37.6-40.0	956-1018	16	67.7-70.1	1720-1781	28
40.1-42.5	1019-1082	17	70.2-72.6	1783-1844	29

* For Flex-Lag® Light Duty Rubber all material is 8" (200mm) wide and 10.8' (3.3M) rolls.


** For Flex-Lag® Natural Rubber and Flame-Resistant Rubber, all material is 8" (200mm) wide in 21' (6.5M) rolls.

Shaded items are made to order.
Lead time: 8 - 10 weeks

Light Duty Lagging



Diamond Ceramic Lagging



Diamond Grooved Lagging



Plain Grooved Lagging



Specifications:

Temperature Rating
5°F to 185° F (-15° C to 85° C)

Rubber Compound
SBR (Styrene-Butadiene-Rubber)

Rubber Hardness
68 ± 3 Shore A

Ceramic Compound (Diamond Ceramic Lagging)
Aluminum Oxide (Al₂O₃)

Ceramic Hardness (Diamond Ceramic Lagging)
83 HRA Rockwell Hardness Scale A

GOODYEAR
GOODYEARBELTING.COM

Call Toll Free: 1-866-711-4673
International: +1-727-342-5086


**We Ship
World Wide**

Product Ordering Information

Flex-Lag®
Medium Ceramic Pulley Lagging

Flex-Lag® Medium Ceramic Lagging - SBR Rubber

THICKNESS		BELT WIDTH		CERAMIC LENGTH		STRIP LENGTH		DIMPLED TILE		SMOOTH TILE	
in.	mm	in.	mm	in.	mm	in.	mm	ORDERING NUMBER	ITEM CODE	ORDERING NUMBER	ITEM CODE
5/8	15	18	450	18 5/8	474	35	880	CLMN450/18-15	61294	CLMN450/18-15S	62052
		24	600	24 5/8	626	41	1032	CLMN600/24-15	61295	CLMN600/24-15S	62053
		30	750	30 5/8	779	47	1185	CLMN750/30-15	61296	CLMN750/30-15S	62054
		36	900	36 5/8	931	53	1337	CLMN900/36-15	61297	CLMN900/36-15S	62055
		42	1050	42 5/8	1082	59	1488	CLMN1050/42-15	61298	CLMN1050/42-15S	62056
		48	1200	48 5/8	1235	65	1641	CLMN1200/48-15	61299	CLMN1200/48-15S	62057
		54	1350	54 5/8	1388	71	1794	CLMN1350/54-15	61300	CLMN1350/54-15S	62058
		60	1500	60 5/8	1541	77	1947	CLMN1500/60-15	61301	CLMN1500/60-15S	62059
		72	1800	72 5/8	1842	89	2248	CLMN1800/72-15	61302	CLMN1800/72-15S	62060
84	2100	84 7/8	2155	101	2561	CLMN2100/84-15	61303	CLMN2100/84-15S	62061		



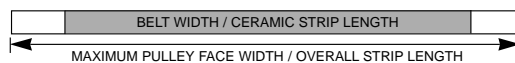
Flex-Lag® Medium Ceramic Lagging - FRAS Rubber

THICKNESS		BELT WIDTH		CERAMIC LENGTH		STRIP LENGTH		DIMPLED TILE		SMOOTH TILE	
in.	mm	in.	mm	in.	mm	in.	mm	ORDERING NUMBER	ITEM CODE	ORDERING NUMBER	ITEM CODE
5/8	15	18	450	18 5/8	474	35	880	CLMFR450/18-15	61308	CLMFR450/18-15S	62063
		24	600	24 5/8	626	41	1032	CLMFR600/24-15	61309	CLMFR600/24-15S	62064
		30	750	30 5/8	779	47	1185	CLMFR750/30-15	61310	CLMFR750/30-15S	62065
		36	900	36 5/8	931	53	1337	CLMFR900/36-15	61311	CLMFR900/36-15S	62066
		42	1050	42 5/8	1082	59	1488	CLMFR1050/42-15	61312	CLMFR1050/42-15S	62067
		48	1200	48 5/8	1235	65	1641	CLMFR1200/48-15	61313	CLMFR1200/48-15S	62068
		54	1350	54 5/8	1388	71	1794	CLMFR1350/54-15	61314	CLMFR1350/54-15S	62069
		60	1500	60 5/8	1541	77	1947	CLMFR1500/60-15	61315	CLMFR1500/60-15S	62070
		72	1800	72 5/8	1842	89	2248	CLMFR1800/72-15	61316	CLMFR1800/72-15S	62071
84	2100	84 7/8	2155	101	2561	CLMFR2100/84-15	61317	CLMFR2100/84-15S	62072		

FRAS (Fire Resistant Anti Static) MSHA Certification # - MSHA NO. IC-190
Ordering Number Key: **N** - SRB, **FR** - FRAS

Shaded items are made to order.
Lead time: 8 -10 weeks

CERAMIC STRIP CONFIGURATION



Strip Selection

PULLEY DIAMETER		STRIPS REQ'D	PULLEY DIAMETER		STRIPS REQ'D
in.	mm		in.	mm	
12.6-15.0	320-381	6	42.6-45.0	1083-1145	18
15.1-17.5	382-445	7	45.1-47.5	1146-1210	19
17.6-20.0	446-510	8	47.6-50.1	1211-1273	20
20.1-22.5	511-573	9	50.2-52.6	1274-1336	21
22.6-25.0	574-636	10	52.7-55.1	1337-1400	22
25.1-27.5	637-700	11	55.2-57.6	1403-1463	23
27.6-30.0	701-764	12	57.7-60.1	1466-1527	24
30.1-32.5	765-827	13	60.2-62.6	1529-1590	25
32.6-35.0	828-891	14	62.7-65.1	1593-1654	26
35.1-37.5	892-955	15	65.2-67.6	1656-1717	27
37.6-40.0	956-1018	16	67.7-70.1	1720-1781	28
40.1-42.5	1019-1082	17	70.2-72.6	1783-1844	29

Specifications:

Temperature Rating
5°F to 185°F (-15°C to 85°C)

Ceramic Compound
Aluminum Oxide (Al₂O₃)

Rubber Compound
SBR (Styrene-Butadiene-Rubber)

Ceramic Hardness
83 HRA Rockwell Hardness Scale A

Rubber Hardness
68 ± 3 Shore A

Product Notes:

- No wasted ceramic with easy-to-specify dimensions by using pulley or belt width.
- Constructed from individual ceramic tiles molded into high-durometer rubber for superior abrasion resistance.
- Horizontal grooves trap and deflect water.
- Molded ceramic buttons grip the belt's underside for positive traction and no slippage.

GOODYEAR
GOODYEARBELTING.COM

Call Toll Free: 1-866-711-4673
International: +1-727-342-5086

**We Ship
World Wide**

Product Ordering Information

Flex-Lag®
Full Ceramic Pulley Lagging

Flex-Lag® Full Ceramic Lagging - SBR Rubber


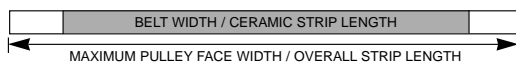
THICKNESS		BELT WIDTH		CERAMIC LENGTH		STRIP LENGTH		DIMPLED TILE		SMOOTH TILE	
in.	mm	in.	mm	in.	mm	in.	mm	ORDERING NUMBER	ITEM CODE	ORDERING NUMBER	ITEM CODE
1/2	12	18	450	18 1/2	460	34	860	CLN460/18.4-12	71111	CLN460/18.4-12S	79383
1/2	12	24	600	24	600	40	1000	CLN600/24-12	71112	CLN600/24-12S	79384
1/2	12	30	750	30 1/2	760	46	1160	CLN760/30.4-12	71113	CLN760/30.4-12S	79385
1/2	12	36	900	36	900	52	1300	CLN900/36-12	71115	CLN900/36-12S	79387
1/2	12	42	1050	42 1/2	1060	60	1500	CLN1060/42.4-12	71116	CLN1060/42.4-12S	79388
1/2	12	48	1200	48	1200	64	1600	CLN1200/48-12	71039	CLN1200/48-12S	79389
1/2	12	54	1350	54 1/2	1360	72	1800	CLN1360/54.4-12	71126	CLN1360/54.4-12S	79390
1/2	12	60	1500	60 3/4	1520	80	2000	CLN1520/60.8-12	71127	CLN1520/60.8-12S	79392
1/2	12	72	1800	72	1800	92	2300	CLN1800/72-12	71042	CLN1800/72-12S	79395
1/2	12	84	2100	84	2100	104	2600	CLN2100/84-12	71044	CLN2100/84-12S	79398

Flex-Lag® Full Ceramic Lagging - FRAS Rubber

THICKNESS		BELT WIDTH		CERAMIC LENGTH		STRIP LENGTH		DIMPLED TILE		SMOOTH TILE	
in.	mm	in.	mm	in.	mm	in.	mm	ORDERING NUMBER	ITEM CODE	ORDERING NUMBER	ITEM CODE
1/2	12	18	450	18 1/2	460	34	860	CLFR460/18.4-12	71118	CLFR460/18.4-12S	79406
1/2	12	24	600	24	600	40	1000	CLFR600/24-12	71119	CLFR600/24-12S	79407
1/2	12	30	750	30 1/2	760	46	1160	CLFR760/30.4-12	71120	CLFR760/30.4-12S	79408
1/2	12	36	900	36	900	52	1300	CLFR900/36-12	71122	CLFR900/36-12S	79410
1/2	12	42	1050	42 1/2	1060	60	1500	CLFR1060/42.4-12	71123	CLFR1060/42.4-12S	79411
1/2	12	48	1200	48	1200	64	1600	CLFR1200/48-12	71005	CLFR1200/48-12S	79412
1/2	12	54	1350	54 1/2	1360	72	1800	CLFR1360/54.4-12	A1636	CLFR1360/54.4-12S	79413
1/2	12	60	1500	60 3/4	1520	80	2000	CLFR1520/60.8-12	71009	CLFR1520/60.8-12S	79415
1/2	12	72	1800	72	1800	92	2300	CLFR1800/72-12	71079	CLFR1800/72-12S	79418
1/2	12	84	2100	84	2100	104	2600	CLFR2100/84-12	71082	CLFR2100/84-12S	79421

FRAS (Fire Resistant Anti Static) MSHA Certification # - MSHA NO. IC-190
Ordering Number Key: **N** - SBR, **FR** - FRAS

Shaded items are made to order.
Lead time: 8 - 10 weeks



Strip Selection Chart

Pulley Diameter		Strips Req'd	Pulley Diameter		Strips Req'd
in.	mm		in.	mm	
12.6-15.0	320-381	6	42.6-45.0	1083-1145	18
15.1-17.5	382-445	7	45.1-47.5	1146-1210	19
17.6-20.0	446-510	8	47.6-50.1	1211-1273	20
20.1-22.5	511-573	9	50.2-52.6	1274-1336	21
22.6-25.0	574-636	10	52.7-55.1	1337-1400	22
25.1-27.5	637-700	11	55.2-57.6	1403-1463	23
27.6-30.0	701-764	12	57.7-60.1	1466-1527	24
30.1-32.5	765-827	13	60.2-62.6	1529-1590	25
32.6-35.0	828-891	14	62.7-65.1	1593-1654	26
35.1-37.5	892-955	15	65.2-67.6	1656-1717	27
37.6-40.0	956-1018	16	67.7-70.1	1720-1781	28
40.1-42.5	1019-1082	17	70.2-72.6	1783-1844	29

Special Offerings

PRODUCT	PRICE COMPARED TO NATURAL RUBBER
15mm Thickness	+5%
20mm Thickness	+7 1/2%
25mm Thickness	+15%

Specifications:

Temperature Rating 5°F to 185° F (-15° C to 85° C)	Ceramic Compound Aluminum Oxide (Al ₂ O ₃)
Rubber Compound SBR (Styrene-Butadiene-Rubber)	Ceramic Hardness 83 HRA Rockwell Hardness Scale A
Rubber Hardness 68 ± 3 Shore A	

GOODYEAR
GOODYEARBELTING.COM

Call Toll Free: 1-866-711-4673
International: +1-727-342-5086

**We Ship
World Wide**

Product Ordering Information

Flex-Lag®
Adhesives and Toolbox

Flex-Lag® Adhesive/Activator/Primer

ORDERING NUMBER	DESCRIPTION	ITEM CODE	WEIGHT	VOLUME
FL-ADH-0.8	Adhesive	75017	1.6 lb. (0.7 Kg)	27.1 oz (0.8L)
FL-ACT	Activator	70186	0.1 lb. (40 g)	-
FL-PR-0.75	Primer	70189	1.6 lb. (0.7 Kg)	25.4 oz (0.75L)



Each Flex-Lag Adhesive is mixed with one Flex-Lag Activator. Refer to the usage chart below to calculate the number of cans required for your pulley. For sizes not included in the chart please contact Flexco Customer Service for assistance.

ADHESIVE 0.8L / ACTIVATOR 40g (1:1 ratio)

		Face Width																				
		10	14	18	22	26	30	34	38	42	46	50	54	58	62	66	70	74	78	82	86	90
Pulley Diameter	In.	254	356	457	559	660	762	864	965	1067	1168	1270	1372	1473	1575	1676	1778	1880	1981	2083	2184	2286
	8	203	1	1	1	1	1	1	1	1	2	2	2	2	2	2	2	2	2	2	3	3
12	305	1	1	1	1	1	2	2	2	2	2	2	3	3	3	3	3	3	3	4	4	4
16	406	1	1	1	2	2	2	2	2	3	3	3	3	3	4	4	4	4	4	5	5	5
20	508	1	1	2	2	2	2	3	3	3	3	4	4	4	4	5	5	5	5	6	6	6
24	610	1	2	2	2	2	3	3	3	4	4	4	5	5	5	5	6	6	6	7	7	7
28	711	1	2	2	2	3	3	3	4	4	5	5	5	6	6	6	7	7	7	8	8	8
32	813	2	2	2	3	3	4	4	4	5	5	6	6	6	7	7	8	8	8	9	9	10
36	914	2	2	3	3	3	4	4	5	5	6	6	7	7	8	8	8	9	9	10	10	11
40	1016	2	2	3	3	4	4	5	5	6	6	7	7	8	8	9	9	10	10	11	11	12
44	1118	2	2	3	4	4	5	5	6	6	7	7	8	8	9	9	10	10	11	11	12	13
48	1219	2	3	3	4	4	5	6	6	7	7	8	9	9	10	10	11	12	12	13	13	14
52	1321	2	3	3	4	5	5	6	7	7	8	9	9	10	11	11	12	13	13	14	15	15
56	1422	2	3	4	4	5	6	6	7	8	9	9	10	11	11	12	13	14	14	15	16	16
60	1524	2	3	4	5	5	6	7	8	8	9	10	11	11	12	13	14	14	15	16	17	17

PRIMER .75L

		Face Width																				
		10	14	18	22	26	30	34	38	42	46	50	54	58	62	66	70	74	78	82	86	90
Pulley Diameter	In.	254	356	457	559	660	762	864	965	1067	1168	1270	1372	1473	1575	1676	1778	1880	1981	2083	2184	2286
	8	203	1	1	1	1	1	1	1	1	1	1	1	1	1	1	1	1	1	1	1	1
12	305	1	1	1	1	1	1	1	1	1	1	1	1	1	1	1	1	1	1	1	1	1
16	406	1	1	1	1	1	1	1	1	1	1	1	1	1	1	1	1	1	1	1	1	1
20	508	1	1	1	1	1	1	1	1	1	1	1	1	1	1	1	1	1	1	1	1	1
24	610	1	1	1	1	1	1	1	1	1	1	1	1	1	1	1	1	1	1	1	1	1
28	711	1	1	1	1	1	1	1	1	1	1	1	1	1	1	1	1	1	1	1	1	1
32	813	1	1	1	1	1	1	1	1	1	1	1	1	1	1	1	1	1	1	1	1	1
36	914	1	1	1	1	1	1	1	1	1	1	1	1	1	1	1	1	1	1	1	1	2
40	1016	1	1	1	1	1	1	1	1	1	1	1	1	1	1	1	1	1	1	2	2	2
44	1118	1	1	1	1	1	1	1	1	1	1	1	1	1	1	1	1	2	2	2	2	2
48	1219	1	1	1	1	1	1	1	1	1	1	1	1	1	1	2	2	2	2	2	2	2
52	1321	1	1	1	1	1	1	1	1	1	1	1	1	2	2	2	2	2	2	2	2	2
56	1422	1	1	1	1	1	1	1	1	1	1	1	2	2	2	2	2	2	2	2	2	2
60	1524	1	1	1	1	1	1	1	1	1	1	2	2	2	2	2	2	2	2	2	2	2



Flex-Lag® Toolbox

ORDERING NUMBER	DESCRIPTION	ITEM CODE	WT. (LBS)
LAGGING-TB	with Power Tools	79080	32.0
LAGGING-TB2	without Power Tools	79099	20.0

Both Include:

- 25-ft measuring tape
- BCP location tool
- Chalk line
- Paint brushes (3)
- Lagging stitchers (3)
- White paint marker
- HD knife and replacement blades
- Bench brush
- Deadblow hammer

LAGGING-TB Also Includes:

- Air hammer kit
- 24-grit flap disc
- Rubber buffing disc
- Grinder
- Metal grinding disc
- Oscillating tool and accessories


GOODYEAR
GOODYEARBELTING.COM

Call Toll Free: 1-866-711-4673
International: +1-727-342-5086

**We Ship
World Wide**

Product Ordering Information

Flex-Lag® Weld-On™
Rubber Pulley Lagging



Strip Selection Chart

PULLEY DIAMETER		STRIPS REQUIRED
IN.	MM	
16	400	8
18	450	9
24	600	12
30	750	15
36	900	18
42	1050	21
48	1200	24
54	1350	27
60	1500	30
72	1800	36

Flex-Lag® Weld-on Diamond Lagging

SBR Rubber

Pulley Diameter 16" - 29" (400 - 725 mm)

BELT WIDTH		STRIP LENGTH		ORDERING NUMBER	ITEM CODE
in.	mm	in.	mm		
18	450	20	500	WND18-16	72169
24	600	26	650	WND24-16	72171
30	750	32	800	WND30-16	72173
36	900	38	950	WND36-16	72175
42	1050	44	1100	WND42-16	72177
48	1200	51	1275	WND48-16	72179
54	1350	57	1425	WND54-16	72181
60	1500	63	1575	WND60-16	72183
72	1800	75	1875	WND72-16	72185

SBR Rubber

Pulley Diameter 30" + (750 mm+)

BELT WIDTH		STRIP LENGTH		ORDERING NUMBER	ITEM CODE
in.	mm	in.	mm		
18	450	20	500	WND18-30	72170
24	600	26	650	WND24-30	72172
30	750	32	800	WND30-30	72174
36	900	38	950	WND36-30	72176
42	1050	44	1100	WND42-30	72178
48	1200	51	1275	WND48-30	72180
54	1350	57	1425	WND54-30	72182
60	1500	63	1575	WND60-30	72184
72	1800	75	1875	WND72-30	72186

FRAS Rubber

Pulley Diameter 16" - 29" (400 - 725 mm)

BELT WIDTH		STRIP LENGTH		ORDERING NUMBER	ITEM CODE
in.	mm	in.	mm		
18	450	20	500	WFRD18-16	72187
24	600	26	650	WFRD24-16	72189
30	750	32	800	WFRD30-16	72191
36	900	38	950	WFRD36-16	72193
42	1050	44	1100	WFRD42-16	72195
48	1200	51	1275	WFRD48-16	72197
54	1350	57	1425	WFRD54-16	72199
60	1500	63	1575	WFRD60-16	72201
72	1800	75	1875	WFRD72-16	72203

FRAS Rubber

Pulley Diameter 30" + (750 mm+)

BELT WIDTH		STRIP LENGTH		ORDERING NUMBER	ITEM CODE
in.	mm	in.	mm		
18	450	20	500	WFRD18-30	72188
24	600	26	650	WFRD24-30	72190
30	750	32	800	WFRD30-30	72192
36	900	38	950	WFRD36-30	72194
42	1050	44	1100	WFRD42-30	72196
48	1200	51	1275	WFRD48-30	72198
54	1350	57	1425	WFRD54-30	72200
60	1500	63	1575	WFRD60-30	72202
72	1800	75	1875	WFRD72-30	72204

FRAS (Fire Resistant Anti Static) MSHA Certification # - MSHA NO. IC-190


GOODYEAR
GOODYEARBELTING.COM

Call Toll Free: 1-866-711-4673
International: +1-727-342-5086

We Ship
World Wide

Product Ordering Information

Flex-Lag® Weld-On™
Ceramic Pulley Lagging



Strip Selection Chart

PULLEY DIAMETER		STRIPS REQUIRED
IN.	MM	
16	400	8
18	450	9
24	600	12
30	750	15
36	900	18
42	1050	21
48	1200	24
54	1350	27
60	1500	30
72	1800	36

Flex-Lag® Weld-on Full Ceramic Lagging

SBR Rubber

Pulley Diameter 16" - 29" (400 - 725 mm)

BELT WIDTH		STRIP LENGTH		ORDERING NUMBER	ITEM CODE
in.	mm	in.	mm		
18	450	20	500	WCLN18-16	71131
24	600	26	650	WCLN24-16	71132
30	750	32	800	WCLN30-16	71133
36	900	38	950	WCLN36-16	71135
42	1050	44	1100	WCLN42-16	71137
48	1200	51	1275	WCLN48-16	71139
54	1350	57	1425	WCLN54-16	71149
60	1500	63	1575	WCLN60-16	71165
72	1800	75	1875	WCLN72-16	71151

SBR Rubber

Pulley Diameter 30" + (750 mm+)

BELT WIDTH		STRIP LENGTH		ORDERING NUMBER	ITEM CODE
in.	mm	in.	mm		
24	600	26	650	WCLN24-30	71150
30	750	32	800	WCLN30-30	71134
36	900	38	950	WCLN36-30	71136
42	1050	44	1100	WCLN42-30	71138
48	1200	51	1275	WCLN48-30	71144
54	1350	57	1425	WCLN54-30	71145
60	1500	63	1575	WCLN60-30	71146
72	1800	75	1875	WCLN72-30	71147

GOODYEAR
GOODYEARBELTING.COM

Call Toll Free: 1-866-711-4673
International: +1-727-342-5086

**We Ship
World Wide**

Index by Item Code

ITEM CODE	ORDERING NUMBER	PAGE	ITEM CODE	ORDERING NUMBER	PAGE	ITEM CODE	ORDERING NUMBER	PAGE	ITEM CODE	ORDERING NUMBER	PAGE
04140		175	61317	CLMFR2100/84-15	177	71138	WCLN42-30	181	73063	HSA8L	66
04143	900936	175	62052	CLMN450/18-15S	177	71139	WCLN48-16	181	73063	HSA8L	68
04144	900948	175	62053	CLMN600/24-15S	177	71140	FLM-PC	172	73063	HSA8L	130
04145	900960	175	62054	CLMN750/30-15S	177	71141	FL-CP-I	172	73064	HSA8LL	64
04146	900972	175	62055	CLMN900/36-15S	177	71141	FL-CP-I	172	73064	HSA8LL	66
04147	900984	175	62056	CLMN1050/42-15S	177	71144	WCLN48-30	181	73064	HSA8LL	68
04149	900CBK	175	62057	CLMN1200/48-15S	177	71145	WCLN54-30	181	73064	HSA8LL	130
04200	900924	175	62058	CLMN1350/54-15S	177	71146	WCLN60-30	181	73131	CBV-XS	143
26095	N5D3T-24-8.875-B31	165	62059	CLMN1500/60-15S	177	71147	WCLN72-30	181	73132	CBV-S	143
26096	N5D3T-36-12.875-B31	165	62060	CLMN1800/72-15S	177	71149	WCLN54-16	181	73133	CBV-M	143
26097	N5D3T-54-18.875-B31	165	62061	CLMN2100/84-15S	177	71150	WCLN24-30	181	73134	CBV-L	143
26098	N6E3T-60-21.5-B36	165	62063	CLMFR450/18-15S	177	71151	WCLN72-16	181	73140	RBP1E-S	163
26107	N6D3T-24-9-A45	149	62064	CLMFR600/24-15S	177	71152	25ND6.5/21	176	73142	RBP1E-M	163
26108	N6D3T-30-11-A45	149	62065	CLMFR750/30-15S	177	71155	12NDC6.5/21	176	73144	RBP1E-L	163
26109	N6D3T-36-13-A45	149	62066	CLMFR900/36-15S	177	71159	12FRDC6.5/21	176	73146	RBP1E-XL	163
26110	N6D3T-42-15-A45	149	62067	CLMFR1050/42-15S	177	71163	25NP6.5/21	176	73156	PSA150	77
26111	N6D3T-48-17-A45	149	62068	CLMFR1200/48-15S	177	71164	FL-CP-ISS	172	73156	PSA150	80
26112	N6D3T-54-19-A45	149	62069	CLMFR1350/54-15S	177	71165	WCLN60-16	181	73156	PSA150	84
26113	N6D3T-60-21-A45	149	62070	CLMFR1500/60-15S	177	71168	FL-PC-ISS	172	73156	PSA150	86
26114	N6D3T-72-25-A45	149	62071	CLMFR1800/72-15S	177	72129	20FRP6.5/21	176	73156	PSA150	96
26184	NI6D3T-24-9-A45	151	62072	CLMFR2100/84-15S	177	72169	WND18-16	180	73156	PSA150	99
26185	NI6D3T-30-11-A45	151	70186	FL-ACT	179	72170	WND18-30	180	73163	RBPRET	165
26186	NI6D3T-36-13-A45	151	70189	FL-PR-0.75	179	72171	WND24-16	180	73163	RBPRET	168
26187	NI6D3T-42-15-A45	151	71002	10ND6.5/21	176	72172	WND24-30	180	73169	RBPER-S	165
26188	NI6D3T-48-17-A45	151	71004	12ND6.5/21	176	72173	WND30-16	180	73170	RBPER-M	165
26189	NI6D3T-54-19-A45	151	71005	CLFR1200/48-12	178	72174	WND30-30	180	73171	RBPER-L	165
26190	NI6D3T-60-21-A45	151	71006	15ND6.5/21	176	72175	WND36-16	180	73172	RBPER-XL	165
26191	NI6D3T-72-25-A45	151	71008	20ND6.5/21	176	72176	WND36-30	180	73190	VBK-XS	143
30001	EBC1	175	71009	CLFR1520/60.8-12	178	72177	WND42-16	180	73190	VBK-XS	146
30002	EBC2	175	71010	10NP6.5/21	176	72178	WND42-30	180	73191	VBK-S	143
30003	EBC1-B	175	71012	12NP6.5/21	176	72179	WND48-16	180	73191	VBK-S	146
30004	EBC2-B	175	71014	10FRD6.5/21	176	72180	WND48-30	180	73192	VBK-M	143
30005	EBC1-DR	175	71015	15FRP6.5/21	176	72181	WND54-16	180	73192	VBK-M	146
30006	EBC2-DR	175	71016	12FRD6.5/21	176	72182	WND54-30	180	73193	VBK-L	143
30007	EBC-EB	175	71017	15NP6.5/21	176	72183	WND60-16	180	73193	VBK-L	146
30008	EBC-H	175	71018	15FRD6.5/21	176	72184	WND60-30	180	73399	VMBK	146
30018	CEBC1	175	71019	20FRD6.5/21	176	72185	WND72-16	180	73400	VPXS	146
30019	CEBC2	175	71020	10FRP6.5/21	176	72186	WND72-30	180	73408	VPS	146
30373	LSHDCBS	175	71021	20NP6.5/21	176	72187	WFRD18-16	180	73409	VPM	146
30390	LSHD-RPK	175	71022	12FRP6.5/21	176	72188	WFRD18-30	180	73410	VPL	146
30392	LSHDS	175	71039	CLN1200/48-12	178	72189	WFRD24-16	180	73438	PV72	77
30393	LSHD30	175	71042	CLN1800/72-12	178	72190	WFRD24-30	180	73533	VCS	146
30394	LSHD36	175	71044	CLN2100/84-12	178	72191	WFRD30-16	180	73535	VMFXS	146
30395	LSHD42	175	71052	FLSC-I	172	72192	WFRD30-30	180	73549	VMFS	146
30396	LSHD48	175	71054	FLSC-I-BULK	172	72193	WFRD36-16	180	73626	PHA	80
30397	LSHD54	175	71055	FLSCM-I	172	72194	WFRD36-30	180	73626	PHA	86
30398	LSHD60	175	71057	FL-PC-I	172	72195	WFRD42-16	180	73626	PHA	99
30399	LSHD72	175	71058	FL-RPI	172	72196	WFRD42-30	180	73628	RSA150	81
30400	LSHDLP	175	71058	FL-RPI	172	72197	WFRD48-16	180	73628	RSA150	83
30408	LSHDB72-2	175	71060	FL-RBI	172	72198	WFRD48-30	180	73628	RSA150	87
30414	LSHDB36-2	175	71060	FL-RBI	172	72199	WFRD54-16	180	73628	RSA150	88
30418	LSHDB30-2	175	71076	6WLD3.3/11	176	72200	WFRD54-30	180	73628	RSA150	89
30421	LSHDB42-2	175	71077	6NLD3.3/11	176	72201	WFRD60-16	180	73628	RSA150	93
30423	LSHDB48-2	175	71079	CLFR1800/72-12	178	72202	WFRD60-30	180	73628	RSA150	95
30424	LSHDB54-2	175	71082	CLFR2100/84-12	178	72203	WFRD72-16	180	73628	RSA150	100
30430	LSHDB60-2	175	71100	FLSCM-I-BULK	172	72204	WFRD72-30	180	73628	RSA150	103
61294	CLMN450/18-15	177	71111	CLN460/18.4-12	178	73017	PP72	80	73628	RSA150	104
61295	CLMN600/24-15	177	71112	CLN600/24-12	178	73024	PPS6	80	73628	RSA150	107
61296	CLMN750/30-15	177	71113	CLN760/30.4-12	178	73047	HSA8SS	64	73631	HVPT	66
61297	CLMN900/36-15	177	71115	CLN900/36-12	178	73047	HSA8SS	66	73631	HVPT	68
61298	CLMN1050/42-15	177	71116	CLN1060/42.4-12	178	73047	HSA8SS	68	73631	HVPT	130
61299	CLMN1200/48-15	177	71118	CLFR460/18.4-12	178	73047	HSA8SS	69	74037	VMFM	146
61300	CLMN1350/54-15	177	71119	CLFR600/24-12	178	73047	HSA8SS	130	74038	VMFL	146
61301	CLMN1500/60-15	177	71120	CLFR760/30.4-12	178	73048	HSA8S	64	74100	HW-BC	129
61302	CLMN1800/72-15	177	71122	CLFR900/36-12	178	73048	HSA8S	66	74141	HTTS	129
61303	CLMN2100/84-15	177	71123	CLFR1060/42.4-12	178	73048	HSA8S	69	74307	HXF8SS	62
61308	CLMFR450/18-15	177	71126	CLN1360/54.4-12	178	73048	HSA8S	130	74307	HXF8SS	130
61309	CLMFR600/24-15	177	71127	CLN1520/60.8-12	178	73048	HSA8S	68	74313	STKHSS	130
61310	CLMFR750/30-15	177	71131	WCLN18-16	181	73049	HSA8M	64	74316	STKHSD	130
61311	CLMFR900/36-15	177	71132	WCLN24-16	181	73049	HSA8M	66	74389	CBV-72	143
61312	CLMFR1050/42-15	177	71133	WCLN30-16	181	73049	HSA8M	68	74390	CBV-84	143
61313	CLMFR1200/48-15	177	71134	WCLN30-30	181	73049	HSA8M	69	74391	CBV-96	143
61314	CLMFR1350/54-15	177	71135	WCLN36-16	181	73049	HSA8M	130	74395	VP72	146
61315	CLMFR1500/60-15	177	71136	WCLN36-30	181	73050	HPS8	130	74396	VP84	146
61316	CLMFR1800/72-15	177	71137	WCLN42-16	181	73063	HSA8L	64	74397	VP96	146

GOODYEAR
GOODYEARBELTING.COM

Call Toll Free: 1-866-711-4673
International: +1-727-342-5086

We Ship
World Wide

Index by Item Code

ITEM CODE	ORDERING NUMBER	PAGE	ITEM CODE	ORDERING NUMBER	PAGE	ITEM CODE	ORDERING NUMBER	PAGE	ITEM CODE	ORDERING NUMBER	PAGE
74398	VMF72	146	74622	RC42	81	74883	SSTK	131	75576	VUBK-96	143
74399	VMF84	146	74623	RC48	81	74885	PTM30T	169	75578	SPMK2	126
74417	STJK	18	74624	RC54	81	74886	PTM36T	169	75579	SPMK3	126
74417	STJK	112	74625	RC60	81	74887	PTM42T	169	75583	PTM24T	169
74417	STJK	130	74626	RC72	81	74888	PTM48T	169	75584	PTM24R	169
74419	STTS	18	74641	RV72	81	74889	PTM54T	169	75585	STTS-S/S	113
74419	STTS	112	74689	HXF8S	62	74890	PTM60T	169	75586	HDT5-S/S	113
74419	STTS	130	74689	HXF8S	130	74891	PTMHD54T	169	75588	PLSC18	78
74440	VMF96	146	74690	HXF8M	62	74892	PTMHD60T	169	75589	PLSC24	78
74448	UFB18	109	74690	HXF8M	130	74893	PTMHD72T	169	75590	PLSC30	78
74449	UFB24	109	74691	HXF8L	62	74894	PTMHD84T	169	75591	PLSC36	78
74450	UFB30	109	74691	HXF8L	130	74899	PTM30R	169	75592	PLSC42	78
74451	UFB36	109	74692	RDP1-S	144	74900	PTM36R	169	75593	PLSC48	78
74452	UFB42	109	74693	RDP1-M	144	74901	PTM42R	169	75594	PLSC54	78
74453	UFB48	109	74694	RDP1-L	144	74902	PTM48R	169	75595	PLSP18	80
74454	UFB54	109	74695	RDP1-XL	144	74903	PTM54R	169	75596	PLSP24	80
74455	UFB60	109	74698	RDPMBK	146	74904	PTM60R	169	75597	PLSP30	80
74456	UFB72	109	74699	RDPBK-S	144	74905	PTMHD54R	169	75598	PLSP36	80
74457	VBK-72	143	74699	RDPBK-S	146	74906	PTMHD60R	169	75599	PLSP42	80
74457	VBK-72	146	74700	RDPBK-M	144	74907	PTMHD72R	169	75600	PLSP48	80
74458	VBK-84	143	74700	RDPBK-M	146	74908	PTMHD84R	169	75601	PLSP54	80
74458	VBK-84	146	74701	RDPBK-L	144	74914	MSR	170	75610	EZP1-212	11
74459	VBK-96	143	74701	RDPBK-L	146	74916	PMSMK	170	75611	EZP1-218	11
74459	VBK-96	146	74702	RDPBK-XL	144	74918	MAK	170	75612	EZP1-224	11
74460	UFB84	109	74702	RDPBK-XL	146	74919	MAKHD	170	75613	EZP1-230	11
74502	HDT5	18	74705	RDPMSK	146	74921	MORK	170	75614	EZP1-236	11
74502	HDT5	112	74709	SPK18	126	74923	MCRK	170	75615	EZP1-242	11
74502	HDT5	130	74710	SPK24	126	74925	MCB	170	75616	EZP1-248	11
74504	STKD	130	74711	SPK30	126	74927	MCSK	170	75617	EZP1-254	11
74505	STKS	130	74712	SPK36	126	74928	MCSKHD	170	75618	EZP1-260	11
74534	ISC	131	74713	SPK42	126	74930	MCS	170	75619	EZP1P12	18
74535	ICT6	70	74714	SPK48	126	74931	MCSHD	170	75619	EZP1P12	19
74535	ICT6	71	74715	SPK54	126	74941	SRBK	127	75620	EZP1P18	18
74535	ICT6	73	74716	SPK60	126	74952	SPKHD42	126	75620	EZP1P18	19
74535	ICT6	77	74717	SPK72	126	74953	SPKHD48	126	75621	EZP1P24	18
74535	ICT6	78	74718	SPKHD72	126	74954	SPKHD54	126	75621	EZP1P24	19
74535	ICT6	80	74719	SPKHD84	126	74955	SPKHD60	126	75622	EZP1P30	18
74535	ICT6	81	74720	SPKHD96	126	74982	VMLK	146	75622	EZP1P30	19
74535	ICT6	83	74721	SPKHD120	126	74983	VSC	146	75623	EZP1P36	18
74535	ICT6	84	74734	SPCP	126	74984	PNC	80	75623	EZP1P36	19
74535	ICT6	86	74742	SPBV	126	74984	PNC	99	75624	EZP1P42	18
74535	ICT6	87	74743	SPYS	126	74985	RNC	83	75624	EZP1P42	19
74535	ICT6	89	74744	SPPR	126	74985	RNC	103	75625	EZP1P48	18
74535	ICT6	93	74745	SPH10	126	75017	FL-ADH-0.8	179	75625	EZP1P48	19
74535	ICT6	95	74746	SPN	126	75419	HVT8-S/S	64	75626	EZP1P54	18
74535	ICT6	96	74747	SPG	126	75419	HVT8-S/S	68	75626	EZP1P54	19
74535	ICT6	99	74748	SPPN	126	75419	HVT8-S/S	69	75627	EZP1P60	18
74535	ICT6	100	74771	HSSTS	68	75419	HVT8-S/S	130	75627	EZP1P60	19
74535	ICT6	103	74771	HSSTS	130	75513	PAB	73	75628	CRB10	15
74535	ICT6	104	74772	HSSCS	68	75513	PAB	80	75628	CRB10	21
74535	ICT6	107	74772	HSSCS	130	75513	PAB	83	75628	CRB10	35
74535	ICT6	131	74773	PSSS	80	75513	PAB	99	75628	CRB10	134
74550	HDARK	130	74773	PSSS	89	75513	PAB	103	75629	CRB16	15
74558	RBP1S-S	163	74773	PSSS	93	75513	PAB	131	75629	CRB16	21
74559	RBP1S-M	163	74773	PSSS	95	75522	RBPFK-S	165	75629	CRB16	35
74560	RBP1S-L	163	74774	ELT	129	75523	RBPFK-M	165	75629	CRB16	134
74561	RBP1S-XL	163	74775	STJM	18	75524	RBPFK-L	165	75630	CRB22	15
74562	RBPSR-S	165	74775	STJM	112	75525	RBPFK-XL	165	75630	CRB22	21
74563	RBPSR-M	165	74775	STJM	130	75526	RBPMBK	165	75630	CRB22	35
74564	RBPSR-L	165	74776	HBTK	130	75527	RBPIIT-S	165	75630	CRB22	134
74565	RBPSR-XL	165	74821	HTV18SS	69	75528	RBPIIT-M	165	75631	CRB28	15
74566	PC18	77	74822	HTV24SS	69	75529	RBPIIT-L	165	75631	CRB28	21
74567	PC24	77	74823	HTV30SS	69	75530	RBPIIT-XL	165	75631	CRB28	35
74568	PC30	77	74824	HTV36SS	69	75531	MFASK	170	75631	CRB28	134
74569	PC36	77	74825	HTV42SS	69	75565	HSA8SSS	130	75632	CRB34	15
74570	PC42	77	74826	HTV48SS	69	75566	RDPF-S	146	75632	CRB34	21
74571	PC48	77	74828	HTV18S	69	75567	RDPF-M	146	75632	CRB34	35
74572	PC54	77	74829	HTV24S	69	75568	RDPF-L	146	75632	CRB34	134
74573	PC60	77	74830	HTV30S	69	75569	RDPF-XL	146	75633	CRB40	15
74574	PC72	77	74831	HTV36S	69	75570	VUBK-XS	143	75633	CRB40	21
74612	RP-72	83	74832	HTV42S	69	75571	VUBK-S	143	75633	CRB40	35
74618	RC18	81	74833	HTV48S	69	75572	VUBK-M	143	75633	CRB40	134
74619	RC24	81	74838	HTV36M	69	75573	VUBK-L	143	75634	CRB46	15
74620	RC30	81	74839	HTV42M	69	75574	VUBK-72	143	75634	CRB46	21
74621	RC36	81	74840	HTV48M	69	75575	VUBK-84	143	75634	CRB46	35

GOODYEAR
GOODYEARBELTING.COM

Call Toll Free: 1-866-711-4673
International: +1-727-342-5086

We Ship
World Wide

Index by Item Code

ITEM CODE	ORDERING NUMBER	PAGE	ITEM CODE	ORDERING NUMBER	PAGE	ITEM CODE	ORDERING NUMBER	PAGE	ITEM CODE	ORDERING NUMBER	PAGE
75634	CRB46	134	75788	MSP-230	33	75847	STAK	117	75909	AWTHK	58
75635	CRB52	15	75789	MSP-236	33	75852	MSS-24	84	75910	MHS-24	87
75635	CRB52	21	75790	MSP-242	33	75853	MSS-30	84	75911	MHS-30	87
75635	CRB52	35	75791	MSP-248	33	75854	MSS-36	84	75912	MHS-36	87
75635	CRB52	134	75792	MSP-254	33	75855	MSS-42	84	75913	MHS-42	87
75636	CRB58	15	75793	MSP-260	33	75856	MSS-48	84	75914	MHS-48	87
75636	CRB58	21	75794	MSP-272	33	75857	MSS-54	84	75915	MHS-54	87
75636	CRB58	35	75795	MSP-824	33	75858	MSS-60	84	75916	MHS-60	87
75636	CRB58	134	75796	MSP-830	33	75859	MSS-72	84	75917	MHS-72	87
75637	EZP1MPK	18	75797	MSP-836	33	75860	MSSP-24	86	75918	MHSP-24	93
75641	EZP1PL	18	75798	MSP-842	33	75861	MSSP-30	86	75919	MHSP-30	93
75641	EZP1PL	19	75799	MSP-848	33	75862	MSSP-36	86	75920	MHSP-36	93
75641	EZP1PL	112	75800	MSP-854	33	75863	MSSP-42	86	75921	MHSP-42	93
75641	EZP1PL	130	75801	MSP-860	33	75864	MSSP-48	86	75922	MHSP-48	93
75642	EZP1BP	18	75802	MSP-872	33	75865	MSSP-54	86	75923	MHSP-54	93
75642	EZP1BP	19	75803	MSPP24	37	75866	MSSP-60	86	75924	MHSP-60	93
75642	EZP1BP	134	75804	MSPP30	37	75867	MSSP-72	86	75925	MHSP-72	93
75642	EZP1BP	137	75804	MSPP30	117	75868	MDWS-24	114	75927	PCF	107
75642	EZP1BP	138	75805	MSPP36	37	75869	MDWS-30	114	75927	PCF	107
75643	EZS2-18	70	75805	MSPP36	117	75870	MDWS-36	114	75929	MHCP-24S	54
75644	EZS2-24	70	75806	MSPP42	37	75871	MDWS-42	114	75930	MHCP-30S	54
75645	EZS2-30	70	75806	MSPP42	117	75872	MDWS-48	114	75931	MHCP-36S	54
75646	EZS2-36	70	75807	MSPP48	37	75873	MDWS-54	114	75932	MHCP-42S	54
75647	EZS2-42	70	75807	MSPP48	117	75874	MDWS-60	114	75933	MHCP-48S	54
75648	EZS2-48	70	75808	MSPP54	37	75875	MDWS-72	114	75934	MHCP-54S	54
75649	EZS2-54	70	75808	MSPP54	117	75883	DWP-72	117	75935	MHCP-60S	54
75650	EZS2-60	70	75809	MSPP60	37	75884	CDWB24	114	75936	MHCP-72S	54
75651	EZS2-72	70	75809	MSPP60	117	75885	CDWB30	114	75945	MHCP-BPA24	56
75652	EZS2P18	73	75810	MSPP72	37	75886	CDWB36	114	75946	MHCP-BPA30	56
75652	EZS2P18	131	75811	MSPMPK	37	75887	CDWB42	114	75947	MHCP-BPA36	56
75653	EZS2P24	73	75811	MSPMPK	45	75888	CDWB48	114	75948	MHCP-BPA42	56
75653	EZS2P24	131	75811	MSPMPK	61	75888	CDWB54	114	75949	MHCP-BPA48	56
75654	EZS2P30	73	75811	MSPMPK	68	75890	CDWB60	114	75950	MHCP-BPA54	56
75654	EZS2P30	131	75816	MSPPL	37	75891	CDWB72	114	75951	MHCP-BPA60	56
75655	EZS2P36	73	75816	MSPPL	61	75892	STAKHD	86	75952	MHCP-BPA72	56
75655	EZS2P36	131	75816	MSPPL	68	75892	STAKHD	93	75953	MHCP-BCK24	56
75656	EZS2P42	73	75816	MSPPL	112	75892	STAKHD	95	75954	MHCP-BCK30	56
75656	EZS2P42	131	75817	RMC1	171	75892	STAKHD	107	75955	MHCP-BCK36	56
75657	EZS2P48	73	75819	RMC1-CP	171	75892	STAKHD	117	75956	MHCP-BCK42	56
75657	EZS2P48	131	75820	RMC1-CB	171	75896	PSTA	37	75957	MHCP-BCK48	56
75658	EZS2P54	73	75820	RMC1-CB	173	75896	PSTA	45	75958	MHCP-BCK54	56
75658	EZS2P54	131	75821	RMC1-PL	171	75896	PSTA	53	75959	MHCP-BCK60	56
75659	EZS2P60	73	75830	MMBK	122	75896	PSTA	58	75960	MHCP-BCK72	56
75659	EZS2P60	131	75831	MSPBPK	37	75896	PSTA	61	75961	MHP-CP24	58
75660	EZS2P72	73	75831	MSPBPK	117	75896	PSTA	68	75962	MHP-CP30	58
75660	EZS2P72	131	75832	RMC1-PP	171	75896	PSTA	112	75963	MHP-CP36	58
75661	FFCK	73	75833	RMC1-BULK	171	75897	PTPK	53	75964	MHP-CP42	58
75666	EZS2MBK	73	75834	RMC1-LS	171	75897	PTPK	58	75965	MHP-CP48	58
75666	EZS2MBK	80	75835	RMC1LS-PL	171	75898	PSTS-W	37	75966	MHP-CP54	58
75666	EZS2MBK	83	75836	RMC1-LSPP	171	75898	PSTS-W	45	75967	MHP-CP60	58
75666	EZS2MBK	99	75843	STS-S	86	75898	PSTS-W	53	75968	MHP-CP72	58
75666	EZS2MBK	103	75843	STS-S	93	75898	PSTS-W	58	75978	SSRB	58
75666	EZS2MBK	121	75843	STS-S	94	75898	PSTS-W	61	75979	HXF2-SS	62
75666	EZS2MBK	131	75843	STS-S	107	75898	PSTS-W	68	75979	HXF2-SS	68
75771	EZP1-272	11	75843	STS-S	117	75898	PSTS-W	112	75979	HXF2-SS	130
75772	EZP1P72	18	75844	STS-B	86	75899	PSTS-S	45	75980	HXF2-S	62
75772	EZP1P72	19	75844	STS-B	93	75899	PSTS-S	53	75980	HXF2-S	68
75773	CRB70	15	75844	STS-B	94	75899	PSTS-S	58	75980	HXF2-S	130
75773	CRB70	21	75844	STS-B	107	75899	PSTS-S	61	75981	HXF2-M	62
75773	CRB70	35	75844	STS-B	117	75899	PSTS-S	68	75981	HXF2-M	68
75773	CRB70	134	75845	QMTS-P	18	75901	HFC2	68	75981	HXF2-M	130
75774	EZP1-872	11	75845	QMTS-P	37	75901	HFC2	130	75982	HXF2-L	62
75775	CRB64	15	75845	QMTS-P	45	75902	HXFC2	68	75982	HXF2-L	68
75775	CRB64	21	75845	QMTS-P	61	75902	HXFC2	130	75982	HXF2-L	130
75775	CRB64	35	75845	QMTS-P	68	75905	AWTB	45	75985	RBQC1HD-12	135
75778	FLSC-ISS	172	75845	QMTS-P	112	75905	AWTB	53	75986	RBQC1HD-18	135
75779	EZP1-818	11	75846	STS-W	86	75905	AWTB	58	75987	RBQC1HD-24	135
75780	EZP1-824	11	75846	STS-W	93	75906	AWTMB	45	75988	RBQC1HD-30	135
75781	EZP1-830	11	75846	STS-W	94	75906	AWTMB	53	75989	RBQC1HD-36	135
75782	EZP1-836	11	75846	STS-W	107	75906	AWTMB	58	75990	RBQC1HD-42	135
75783	EZP1-842	11	75846	STS-W	117	75907	AWTA	45	75991	RBQC1HD-48	135
75784	EZP1-848	11	75847	STAK	107	75907	AWTA	53	75992	RBQC1HD-54	135
75785	EZP1-854	11	75847	STAK	86	75907	AWTA	58	75993	RBQC1HD-66	135
75786	EZP1-860	11	75847	STAK	93	75909	AWTHK	45	75995	RBAGS-16	137
75787	MSP-224	33	75847	STAK	95	75909	AWTHK	53	75996	RBAGS-22	137

GOODYEAR
GOODYEARBELTING.COM

Call Toll Free: 1-866-711-4673
International: +1-727-342-5086

We Ship
World Wide

Index by Item Code

ITEM CODE	ORDERING NUMBER	PAGE	ITEM CODE	ORDERING NUMBER	PAGE	ITEM CODE	ORDERING NUMBER	PAGE	ITEM CODE	ORDERING NUMBER	PAGE
75997	RBAGS-28	137	76096	QMTPAK	68	76178	MHSP-18	93	76392	MHP-EP	53
75998	RBAGS-34	137	76096	QMTPAK	112	76190	HV-18S	64	76392	MHP-EP	58
75999	RBAGS-40	137	76097	QMTBK-P	37	76191	HV-18M	64	76392	MHP-EP	99
76000	SRR24	127	76097	QMTBK-P	38	76192	HV-24S	64	76392	MHP-EP	103
76001	SRR30	127	76097	QMTBK-P	45	76193	HV-24M	64	76392	MHP-EP	107
76002	SRR36	127	76097	QMTBK-P	46	76194	HV-30S	64	76393	MHCP-CH	58
76003	SRR42	127	76097	QMTBK-P	61	76195	HV-30M	64	76394	MHCP-BS	58
76004	SRR48	127	76097	QMTBK-P	68	76196	HV-36S	64	76399	HOBK	61
76005	SRR54	127	76098	QMTBK-W	37	76197	HV-36M	64	76399	HOBK	68
76006	SRR60	127	76098	QMTBK-W	38	76198	HV-36L	64	76402	VQMT-S	61
76010	ERR24	127	76098	QMTBK-W	45	76199	HV-42S	64	76402	VQMT-S	68
76011	ERR30	127	76098	QMTBK-W	46	76205	RVT6-S/S	95	76403	EST-P	18
76012	ERR36	127	76098	QMTBK-W	53	76249	RSA	83	76404	EST-S	18
76013	ERR42	127	76098	QMTBK-W	58	76249	RSA	103	76405	EST-B	18
76014	ERR48	127	76098	QMTBK-W	61	76251	HV-42M	64	76406	ESTAK-EST	18
76015	ERR54	127	76098	QMTBK-W	68	76252	HV-42L	64	76406	ESTAK-EST	112
76016	ERR60	127	76098	QMTBK-W	112	76253	HV-42LL	64	76407	ESPSBK	18
76024	MAPEK	122	76099	QMTPSBK	37	76254	HV-48S	64	76408	ESPBK	18
76025	MCBK	170	76099	QMTPSBK	45	76255	HV-48M	64	76409	ESPRK	18
76026	MCBKHD	170	76099	QMTPSBK	61	76256	HV-48L	64	76409	ESPRK	112
76028	RBAGS-46	137	76099	QMTPSBK	68	76257	HV-48LL	64	76410	ESBK-PS	18
76029	RBAGS-52	137	76099	QMTPSBK	112	76258	HV-54M	64	76410	ESBK-PS	112
76030	RBAGS-58	137	76101	HV-18SS	64	76259	HV-54L	64	76411	ESBK-B	18
76031	RBAGS-70	137	76102	HV-24SS	64	76260	HV-54LL	64	76412	ESS-S	18
76032	RBAS4-18	139	76103	HV-30SS	64	76261	HV-60M	64	76412	ESS-S	112
76033	RBAS4-24	139	76104	HV-36SS	64	76262	HV-60L	64	76413	ESS-B	18
76034	RBAS4-30	139	76105	HV-42SS	64	76263	HV-60LL	64	76414	RMC1-BCP	171
76035	RBAS4-36	139	76106	HV-48SS	64	76264	HV-72M	64	76415	RMC1-BPP	171
76036	RBAS4-42	139	76107	HV-54S	64	76265	HV-72L	64	76415	RMC1-BPP	173
76037	RBAS4-48	139	76108	HV-60S	64	76266	HV-72LL	64	76416	VAK	146
76038	RBAS4-54	139	76109	HV-72S	64	76267	HVP-18M	66	76418	EZP10TK1	18
76039	RBAS4-60	139	76110	H78P18	68	76268	HVP-18L	66	76419	EZP10TK2	18
76040	RBAS4-72	139	76111	H78P24	68	76269	HVP-24M	66	76450	MMP-624	39
76041	RBAER-10	140	76112	H78P30	68	76270	HVP-24L	66	76451	MMP-630	39
76042	RBAER-16	140	76113	H78P36	68	76271	HVP-30M	66	76452	MMP-636	39
76043	RBAER-22	140	76114	H78P42	68	76272	HVP-30L	66	76453	MMP-642	39
76044	RBAER-28	140	76115	H78P48	68	76273	HVP-36M	66	76454	MMP-648	39
76045	RBAER-34	140	76116	H78P54	68	76274	HVP-36L	66	76455	MMP-654	39
76046	RBAER-40	140	76117	H78P60	68	76275	HVP-42M	66	76456	MMP-660	39
76047	RBAER-46	140	76118	H78P72	68	76276	HVP-42L	66	76457	MMP-672	39
76048	RBAER-52	140	76124	HVP-18S	66	76277	HVP-48M	66	76458	MMPCP24	45
76049	RBAER-58	140	76125	HVP-24S	66	76278	HVP-48L	66	76458	MMPCP24	53
76050	RBAER-70	140	76126	HVP-30S	66	76279	HVP-48LL	66	76459	MMPCP30	45
76069	AWTNCB	45	76127	HVP-36S	66	76280	HVP-54M	66	76459	MMPCP30	53
76069	AWTNCB	53	76128	HVP-42S	66	76281	HVP-54L	66	76460	MMPCP36	45
76069	AWTNCB	58	76129	HVP-48S	66	76282	HVP-54LL	66	76460	MMPCP36	53
76071	SSTSMB	122	76130	HVP-54S	66	76283	HVP-60M	66	76461	MMPCP42	45
76072	SSTLMB	122	76131	HVP-60S	66	76284	HVP-60L	66	76461	MMPCP42	53
76073	SSTOTA	122	76132	HVP-72S	66	76285	HVP-60LL	66	76462	MMPCP48	45
76074	QMT-P	37	76138	HXF2-18SS	62	76286	HVP-72M	66	76462	MMPCP48	53
76074	QMT-P	45	76139	HXF2-24SS	62	76287	HVP-72L	66	76463	MMPCP54	45
76074	QMT-P	61	76140	HXF2-30SS	62	76288	HVP-72LL	66	76463	MMPCP54	53
76074	QMT-P	68	76141	HXF2-36SS	62	76289	HXF2-18S	62	76464	MMPCP60	45
76075	QMT-W	37	76142	HXF2-42SS	62	76290	HXF2-18M	62	76464	MMPCP60	53
76075	QMT-W	45	76143	HXF2-48SS	62	76291	HXF2-24S	62	76465	MMPCP72	45
76075	QMT-W	61	76144	HXF2-54SS	62	76292	HXF2-24M	62	76465	MMPCP72	53
76075	QMT-W	68	76145	HXF2-60S	62	76293	HXF2-30S	62	76466	MMPBPK	45
76083	SATB	94	76146	HXF2-72S	62	76294	HXF2-30M	62	76466	MMPBPK	136
76083	SATB	117	76148	MSS-24V	84	76295	HXF2-36S	62	76469	FL-M	174
76084	SATHB	94	76149	MSS-30V	84	76296	HXF2-36M	62	76470	FL-L	174
76084	SATHB	117	76150	MSS-36V	84	76297	HXF2-36L	62	76472	FLEL-M	174
76085	HTS18	71	76151	MSS-42V	84	76298	HXF2-42S	62	76473	FLEL-L	174
76086	HTS24	71	76152	MSS-48V	84	76299	HXF2-42M	62	76474	FLELP	174
76087	HTS30	71	76153	MSS-54V	84	76300	HXF2-42L	62	76476	FLTW-M	174
76088	HTS36	71	76154	MSS-60V	84	76301	HXF2-48S	62	76477	FLTW-L	174
76089	HTS42	71	76155	MSS-72V	84	76302	HXF2-48M	62	76478	FLRP	174
76090	HTS48	71	76169	MHS-18V	87	76303	HXF2-48L	62	76479	FLCP	174
76091	HTS54	71	76170	MHS-24V	87	76304	HXF2-54S	62	76481	FLRLB-L	174
76092	HTS60	71	76171	MHS-30V	87	76305	HXF2-54M	62	76482	FLRLB-M	174
76093	HTS72	71	76172	MHS-36V	87	76306	HXF2-54L	62	76483	QMT-G	37
76094	HTSCK	71	76173	MHS-42V	87	76307	HXF2-60M	62	76483	QMT-G	45
76094	HTSCK	73	76174	MHS-48V	87	76308	HXF2-60L	62	76484	QMTS-G	37
76096	QMTPAK	37	76175	MHS-54V	87	76309	HXF2-72M	62	76484	QMTS-G	45
76096	QMTPAK	45	76176	MHS-60V	87	76310	HXF2-72L	62	76485	TRB18	43
76096	QMTPAK	61	76177	MHS-72V	87	76392	MHP-EP	45	76485	TRB18	136

Index by Item Code

ITEM CODE	ORDERING NUMBER	PAGE	ITEM CODE	ORDERING NUMBER	PAGE	ITEM CODE	ORDERING NUMBER	PAGE	ITEM CODE	ORDERING NUMBER	PAGE
76486	TRB24	43	76602	CRB-HT64	35	76687	CDS36	121	76778	USP54/1350	112
76486	TRB24	136	76603	CRB-HT70	15	76688	CDS42	121	76779	USP60/1500	112
76487	TRB30	43	76603	CRB-HT70	21	76689	CDS48	121	76780	USP72/1800	112
76487	TRB30	136	76603	CRB-HT70	35	76690	CDS54	121	76781	USP84/2100	112
76488	TRB36	43	76613	MHS-24R	89	76691	CDS60	121	76784	UPSBK	112
76488	TRB36	136	76614	MHS-30R	89	76692	CPB	121	76785	UPBK	112
76489	TRB42	43	76615	MHS-36R	89	76695	MSPP66	117	76788	ABU	112
76489	TRB42	136	76616	MHS-42R	89	76697	TRB78	43	76788	ABU	113
76490	TRB48	43	76617	MHS-48R	89	76697	TRB78	136	76789	UMBK	112
76490	TRB48	136	76618	MHS-54R	89	76700	UTV18	109	76790	USPK	112
76491	TRB54	43	76619	MHS-60R	89	76701	UTV24	109	76791	UHSPK	112
76491	TRB54	136	76620	MHS-72R	89	76702	UTV30	109	76792	USMK	112
76492	TRB60	43	76621	MHS-84R	89	76703	UTV36	109	76793	UHMK	112
76492	TRB60	136	76622	PFRS	89	76704	UTV42	109	76794	UST-P	112
76493	TRB66	43	76622	PFRS	93	76705	UTV48	109	76795	UST-W	112
76493	TRB66	136	76622	PFRS	95	76706	UTV54	109	76796	MSP-284	33
76494	TRB72	43	76622	PFRS	104	76707	UTV60	109	76797	MSP-884	33
76494	TRB72	136	76622	PFRS	107	76708	UTV72	109	76798	MMP-684	39
76537	MMPK	122	76636	SSTBK-W	86	76709	UTV84	109	76799	MMP-1284	39
76538	RMC1-LSBPP	171	76636	SSTBK-W	93	76712	UTC18	109	76800	MHCP-84S	54
76540	QMTBK-G	37	76636	SSTBK-W	95	76713	UTC24	109	76802	MSS-84	84
76540	QMTBK-G	38	76636	SSTBK-W	107	76714	UTC30	109	76803	MHS-84	87
76540	QMTBK-G	45	76636	SSTBK-W	117	76715	UTC36	109	76804	MHS-84V	87
76540	QMTBK-G	46	76637	SSTBK-B	86	76716	UTC42	109	76805	MHS-84RV	89
76551	MMP-1230	39	76637	SSTBK-B	93	76717	UTC48	109	76806	MDWS-84	114
76552	MMP-1236	39	76637	SSTBK-B	95	76718	UTC54	109	76807	MSPP84	37
76553	MMP-1242	39	76637	SSTBK-B	107	76719	UTC60	109	76808	MMPCP84	45
76554	MMP-1248	39	76637	SSTBK-B	117	76720	UTC72	109	76808	MMPCP84	53
76555	MMP-1254	39	76638	MHCP-2BC24	58	76721	UTC84	109	76809	MHCP-BPA84	56
76556	MMP-1260	39	76639	MHCP-2BC30	58	76724	UTF18	109	76810	MHCP-BCK84	56
76557	MMP-1272	39	76640	MHCP-2BC36	58	76725	UTF24	109	76811	MHP-CP84	58
76558	RMC2-FS-1	173	76641	MHCP-2BC42	58	76726	UTF30	109	76812	MHCP-2BC84	58
76559	RMC2-FSAPK	173	76642	MHCP-2BC48	58	76727	UTF36	109	76813	MSSP-84	86
76560	PFC-SS	93	76643	MHCP-2BC54	58	76728	UTF42	109	76814	MHSP-84	93
76560	PFC-SS	95	76644	MHCP-2BC60	58	76729	UTF48	109	76815	DWP-84	117
76570	RB6SA	141	76645	MHCP-2BC72	58	76730	UTF54	109	76816	DRXL-24-420	157
76571	RB6DH	142	76646	MHS-18RV	89	76731	UTF60	109	76817	DRXL-30-420	157
76572	RBAGSCM-16	138	76647	MHS-24RV	89	76732	UTF72	109	76818	DRXL-36-420	157
76573	RBAGSCM-22	138	76648	MHS-30RV	89	76733	UTF84	109	76819	DRXL-42-420	157
76574	RBAGSCM-28	138	76649	MHS-36RV	89	76736	URVB18/450	109	76820	DRXL-48-420	157
76575	RBAGSCM-34	138	76650	MHS-42RV	89	76736	URVB18/450	110	76821	DRXL-54-420	157
76576	RBAGSCM-40	138	76651	MHS-48RV	89	76737	URVB24/600	109	76822	DRXL-60-420	157
76577	RBAGSCM-46	138	76652	MHS-54RV	89	76737	URVB24/600	110	76823	DRXL-72-420	157
76578	RBAGSCM-52	138	76653	MHS-60RV	89	76738	URVB30/750	109	76824	DRXL-24-520	157
76579	RBAGSCM-58	138	76654	MHS-72RV	89	76738	URVB30/750	110	76825	DRXL-30-520	157
76581	RBAGSCM-70	138	76655	RBAER-44	140	76739	URVB36/900	109	76826	DRXL-36-520	157
76593	CRB-HT10	15	76658	HTF212	13	76739	URVB36/900	110	76827	DRXL-42-520	157
76593	CRB-HT10	21	76659	HTF218	13	76740	URVB42/1050	109	76828	DRXL-48-520	157
76593	CRB-HT10	35	76660	HTF224	13	76740	URVB42/1050	110	76829	DRXL-54-520	157
76594	CRB-HT16	15	76661	HTF230	13	76741	URVB48/1200	109	76830	DRXL-60-520	157
76594	CRB-HT16	21	76662	HTF236	13	76741	URVB48/1200	110	76831	DRXL-72-520	157
76594	CRB-HT16	35	76663	HTF242	13	76742	URVB54/1350	109	76832	DRXL-24-435	157
76595	CRB-HT22	15	76664	HTF248	13	76742	URVB54/1350	110	76833	DRXL-30-435	157
76595	CRB-HT22	21	76665	HTF254	13	76743	URVB60/1500	109	76834	DRXL-36-435	157
76595	CRB-HT22	35	76666	HTF260	13	76743	URVB60/1500	110	76835	DRXL-42-435	157
76596	CRB-HT28	15	76667	HTF272	13	76744	URVB72/1800	109	76836	DRXL-48-435	157
76596	CRB-HT28	21	76668	CBC18	121	76744	URVB72/1800	110	76837	DRXL-54-435	157
76596	CRB-HT28	35	76669	CBC24	121	76745	URVB84/2100	109	76838	DRXL-60-435	157
76597	CRB-HT34	15	76670	CBC30	121	76745	URVB84/2100	110	76839	DRXL-72-435	157
76597	CRB-HT34	21	76671	CBC36	121	76748	URCB18/450	109	76840	DRXL-24-535	157
76597	CRB-HT34	35	76672	CBC42	121	76749	URCB24/600	109	76841	DRXL-30-535	157
76598	CRB-HT40	15	76673	CBC48	121	76750	URCB30/750	109	76842	DRXL-36-535	157
76598	CRB-HT40	21	76674	CBC54	121	76751	URCB36/900	109	76843	DRXL-42-535	157
76598	CRB-HT40	35	76675	CBC60	121	76752	URCB42/1050	109	76844	DRXL-48-535	157
76599	CRB-HT46	15	76676	CRD18	121	76753	URCB48/1200	109	76845	DRXL-54-535	157
76599	CRB-HT46	21	76677	CRD24	121	76754	URCB54/1350	109	76846	DRXL-60-535	157
76599	CRB-HT46	35	76678	CRD30	121	76755	URCB60/1500	109	76847	DRXL-72-535	157
76600	CRB-HT52	15	76679	CRD36	121	76756	URCB72/1800	109	76848	DRXM-24-420	158
76600	CRB-HT52	21	76680	CRD42	121	76757	URCB84/2100	109	76849	DRXM-30-420	158
76600	CRB-HT52	35	76681	CRD48	121	76772	USP18/450	112	76850	DRXM-36-420	158
76601	CRB-HT58	15	76682	CRD54	121	76773	USP24/600	112	76851	DRXM-42-420	158
76601	CRB-HT58	21	76683	CRD60	121	76774	USP30/750	112	76852	DRXM-48-420	158
76601	CRB-HT58	35	76684	CDS18	121	76775	USP36/900	112	76853	DRXM-54-420	158
76602	CRB-HT64	15	76685	CDS24	121	76776	USP42/1050	112	76854	DRXM-60-420	158
76602	CRB-HT64	21	76686	CDS30	121	76777	USP48/1200	112	76855	DRXM-72-420	158

GOODYEAR
GOODYEARBELTING.COM

Call Toll Free: 1-866-711-4673
International: +1-727-342-5086

We Ship
World Wide

Index by Item Code

ITEM CODE	ORDERING NUMBER	PAGE	ITEM CODE	ORDERING NUMBER	PAGE	ITEM CODE	ORDERING NUMBER	PAGE	ITEM CODE	ORDERING NUMBER	PAGE
76856	DRXM-24-520	158	76926	IB4	159	77018	SACK-V72	108	77105	CRB-LS58W	26
76857	DRXM-30-520	158	76927	IB5	151	77031	CSTAK	107	77105	CRB-LS58W	30
76858	DRXM-36-520	158	76927	IB5	153	77037	CSTBK	107	77106	RBAGM-16	28
76859	DRXM-42-520	158	76927	IB5	155	77043	HFC2SS	68	77106	RBAGM-16	137
76860	DRXM-48-520	158	76927	IB5	157	77044	HXFC2SS	68	77107	RBAGM-22	28
76861	DRXM-54-520	158	76927	IB5	158	77045	PSSC	80	77107	RBAGM-22	137
76862	DRXM-60-520	158	76927	IB5	159	77045	PSSC	99	77108	RBAGM-28	28
76863	DRXM-72-520	158	76927	IB5	160	77046	RSSC	83	77108	RBAGM-28	137
76864	DRXM-24-435	158	76928	IBBK	149	77046	RSSC	103	77109	RBAGM-34	28
76865	DRXM-30-435	158	76928	IBBK	151	77047	TRB84	43	77109	RBAGM-34	137
76866	DRXM-36-435	158	76928	IBBK	153	77047	TRB84	136	77110	RBAGM-40	28
76867	DRXM-42-435	158	76928	IBBK	155	77048	TRB90	43	77110	RBAGM-40	137
76868	DRXM-48-435	158	76928	IBBK	157	77048	TRB90	136	77111	RBAGM-46	28
76869	DRXM-54-435	158	76928	IBBK	158	77052	SACSK	107	77111	RBAGM-46	137
76870	DRXM-60-435	158	76928	IBBK	159	77057	SAC-24	108	77114	LS-BP	28
76871	DRXM-72-435	158	76928	IBBK	160	77058	SAC-30	108	77115	LS-BP-S/S	32
76872	DRXM-24-535	158	76929	IBS-L4	157	77059	SAC-36	108	77117	LS-SW	28
76873	DRXM-30-535	158	76930	IBS-L5	157	77060	SAC-42	108	77118	LS-SS	28
76874	DRXM-36-535	158	76931	IBS-M4	155	77061	SAC-48	108	77120	LST-TAK	28
76875	DRXM-42-535	158	76931	IBS-M4	158	77062	SAC-54	108	77121	LST-P	28
76876	DRXM-48-535	158	76932	IBS-M5	155	77063	SAC-60	108	77122	LST-W	28
76877	DRXM-54-535	158	76932	IBS-M5	158	77064	SAC-72	108	77123	LST-S	28
76878	DRXM-60-535	158	76933	IBS-H4	159	77065	SACSRC	107	77124	LST-B-S/S	32
76879	DRXM-72-535	158	76934	IBS-H5	159	77070	LSP12	28	77125	LST-W-S/S	32
76880	DRXH-24-420	159	76935	ISABK	160	77071	LSP18	28	77126	LST-W-S/S-2	32
76881	DRXH-30-420	159	76936	IMK	157	77072	LSP24	28	77127	EZP-LS212	24
76882	DRXH-36-420	159	76936	IMK	158	77073	LSP30	28	77128	EZP-LS218	24
76883	DRXH-42-420	159	76936	IMK	159	77074	LSP36	28	77129	EZP-LS224	24
76884	DRXH-48-420	159	76937	IEA-42-60	160	77075	LSP42	28	77130	EZP-LS230	24
76885	DRXH-54-420	159	76938	IEA-72-96	160	77076	LSP48	28	77131	EZP-LS236	24
76886	DRXH-60-420	159	76939	HW-IMPB	161	77077	LSP54	28	77132	EZP-LS242	24
76887	DRXH-72-420	159	76940	CRB76	15	77078	LSP60	28	77133	EZP-LS248	24
76888	DRXH-24-520	159	76940	CRB76	21	77079	LSP12-S/S	32	77134	EZP-LS254	24
76889	DRXH-30-520	159	76940	CRB76	35	77080	LSP18-S/S	32	77135	EZP-LS260	24
76890	DRXH-36-520	159	76941	CRB82	15	77081	LSP24-S/S	32	77136	EZP-LS818	24
76891	DRXH-42-520	159	76941	CRB82	21	77082	LSP30-S/S	32	77137	EZP-LS824	24
76892	DRXH-48-520	159	76941	CRB82	35	77083	LSP36-S/S	32	77138	EZP-LS830	24
76893	DRXH-54-520	159	76942	CDWB84	114	77084	LSP42-S/S	32	77139	EZP-LS836	24
76894	DRXH-60-520	159	76943	SST-BUK	86	77085	LSP48-S/S	32	77140	EZP-LS842	24
76895	DRXH-72-520	159	76943	SST-BUK	93	77086	LSP54-S/S	32	77141	EZP-LS848	24
76896	DRXH-24-435	159	76943	SST-BUK	117	77087	LSP60-S/S	32	77142	EZP-LS854	24
76897	DRXH-30-435	159	76950	OIBBK	161	77088	CRB-LS10	26	77143	EZP-LS860	24
76898	DRXH-36-435	159	76965	IB4-1U	161	77088	CRB-LS10	30	77144	CLSFG-212	29
76899	DRXH-42-435	159	76966	IB5-1U	161	77089	CRB-LS16	26	77145	CLSFG-218	29
76900	DRXH-48-435	159	76967	RBAGS-18	137	77089	CRB-LS16	30	77146	CLSFG-224	29
76901	DRXH-54-435	159	76968	RBAGS-24	137	77090	CRB-LS22	26	77147	CLSFG-230	29
76902	DRXH-60-435	159	76969	RBAGS-30	137	77090	CRB-LS22	30	77148	CLSFG-236	29
76903	DRXH-72-435	159	76970	RBAGS-36	137	77091	CRB-LS28	26	77149	CLSFG-242	29
76904	DRXH-24-535	159	76971	RBAGS-42	137	77091	CRB-LS28	30	77150	CLSFG-248	29
76905	DRXH-30-535	159	76972	RBAGS-48	137	77092	CRB-LS34	26	77151	CLSFG-254	29
76906	DRXH-36-535	159	76973	RBAGS-54	137	77092	CRB-LS34	30	77152	CLSFG-260	29
76907	DRXH-42-535	159	76974	RBAGS-60	137	77093	CRB-LS40	26	77153	CLSFG-818	29
76908	DRXH-48-535	159	76975	RBAGS-72	137	77093	CRB-LS40	30	77154	CLSFG-824	29
76909	DRXH-54-535	159	76976	RBAGS-84	137	77094	CRB-LS46	26	77155	CLSFG-830	29
76910	DRXH-60-535	159	76977	UBTK	112	77094	CRB-LS46	30	77156	CLSFG-836	29
76911	DRXH-72-535	159	76978	UHDBTK	112	77095	CRB-LS52	26	77157	CLSFG-842	29
76912	DRXD-42-520	160	76983	FL-XL	174	77095	CRB-LS52	30	77158	CLSFG-848	29
76913	DRXD-48-520	160	76984	FLVRL-XL	174	77096	CRB-LS58	26	77159	CLSFG-854	29
76914	DRXD-54-520	160	76985	FLTW-XL	174	77096	CRB-LS58	30	77160	CLSFG-860	29
76915	DRXD-60-520	160	76986	FLELK-XL	174	77097	CRB-LS10W	26	77250	FL-PKIT-ML	174
76916	DRXD-72-520	160	77003	SACK-C24	108	77097	CRB-LS10W	30	77251	FL-PKIT-XL	174
76917	DRXD-84-520	160	77004	SACK-C30	108	77098	CRB-LS16W	26	77259	UTV450J-S/S	110
76918	DRXD-96-520	160	77005	SACK-C36	108	77098	CRB-LS16W	30	77260	UTV600J-S/S	110
76919	DRXD-42-535	160	77006	SACK-C42	108	77099	CRB-LS22W	26	77261	UTV750J-S/S	110
76920	DRXD-48-535	160	77007	SACK-C48	108	77099	CRB-LS22W	30	77262	UTV900J-S/S	110
76921	DRXD-54-535	160	77008	SACK-C54	108	77100	CRB-LS28W	26	77263	UTV1050J-S/S	110
76922	DRXD-60-535	160	77009	SACK-C60	108	77100	CRB-LS28W	30	77264	UTV1200J-S/S	110
76923	DRXD-72-535	160	77010	SACK-C72	108	77101	CRB-LS34W	26	77265	UTV1350J-S/S	110
76924	DRXD-84-535	160	77011	SACK-V24	108	77101	CRB-LS34W	30	77267	UTV1500J-S/S	110
76925	DRXD-96-535	160	77012	SACK-V30	108	77102	CRB-LS40W	26	77269	UTV1800J-S/S	110
76926	IB4	151	77013	SACK-V36	108	77102	CRB-LS40W	30	77271	UTV2100J-S/S	110
76926	IB4	153	77014	SACK-V42	108	77103	CRB-LS46W	26	77330	RMC2	173
76926	IB4	155	77015	SACK-V48	108	77103	CRB-LS46W	30	77331	HDARK-S/S	113
76926	IB4	157	77016	SACK-V54	108	77104	CRB-LS52W	26	77332	STJM-S/S	113
76926	IB4	158	77017	SACK-V60	108	77104	CRB-LS52W	30	77334	ST.IK-S/S	113

Index by Item Code

ITEM CODE	ORDERING NUMBER	PAGE	ITEM CODE	ORDERING NUMBER	PAGE	ITEM CODE	ORDERING NUMBER	PAGE	ITEM CODE	ORDERING NUMBER	PAGE
77339	USP18/450-S/S	113	77461	MSP-284-S/S	34	77588	QMTPSBK-S/S	38	77671	PTS-60R	166
77340	USP24/600-S/S	113	77462	MSP-824-S/S	34	77588	QMTPSBK-S/S	46	77672	PTS-72R	166
77341	USP30/750-S/S	113	77463	MSP-830-S/S	34	77590	MMPCP24-S/S	46	77673	PTS-30R-UG	166
77342	USP36/900-S/S	113	77464	MSP-836-S/S	34	77591	MMPCP30-S/S	46	77674	PTS-36R-UG	166
77343	USP42/1050-S/S	113	77465	MSP-842-S/S	34	77592	MMPCP36-S/S	46	77675	PTS-42R-UG	166
77344	USP48/1200-S/S	113	77466	MSP-848-S/S	34	77593	MMPCP42-S/S	46	77676	PTS-48R-UG	166
77345	USP54/1350-S/S	113	77467	MSP-854-S/S	34	77594	MMPCP48-S/S	46	77677	PTS-54R-UG	166
77347	USP60/1500-S/S	113	77468	MSP-860-S/S	34	77595	MMPCP54-S/S	46	77678	PTS-60R-UG	166
77349	USP72/1800-S/S	113	77470	MSP-872-S/S	34	77596	MMPCP60-S/S	46	77679	PTS-72R-UG	166
77351	USP84/2100-S/S	113	77471	MSP-884-S/S	34	77597	MMPCP72-S/S	46	77680	PTS-RR21	166
77357	MMKU-S/S	113	77472	MSPP24-S/S	38	77598	MMPCP84-S/S	46	77681	PTS-RR27	166
77358	MMKUHD-S/S	113	77473	MSPP30-S/S	38	77599	MHP-EP-S/S	46	77682	PTS-RR33	166
77364	HARK-S/S	113	77474	MSPP36-S/S	38	77600	MMPBPK-S/S	46	77683	PTS-RR39	166
77365	LS-SPK	28	77475	MSPP42-S/S	38	77601	MHS-24-S/S	91	77683	PTS-RR39	166
77366	LSTMPK	28	77476	MSPP48-S/S	38	77602	MHS-30-S/S	91	77684	PTS-RR45	166
77367	LSTPB-RK	28	77477	MSPP54-S/S	38	77603	MHS-36-S/S	91	77684	PTS-RR45	166
77376	RBAMS-12	28	77478	MSPP60-S/S	38	77604	MHS-42-S/S	91	77685	PTS-RR51	166
77376	RBAMS-12	139	77479	MSPP72-S/S	38	77605	MHS-48-S/S	91	77685	PTS-RR51	166
77377	RBAMS-18	28	77480	MSPP84-S/S	38	77606	MHS-54-S/S	91	77686	PTS-RR57	166
77377	RBAMS-18	139	77513	PAB	121	77607	MHS-60-S/S	91	77686	PTS-RR57	166
77378	RBAMS-24	28	77524	MSPPL-S/S	38	77608	MHS-72-S/S	91	77687	PTS-RR63	166
77378	RBAMS-24	139	77529	ISABK-LMH	157	77609	MHS-84-S/S	91	77687	PTS-RR63	166
77379	RBAMS-30	28	77529	ISABK-LMH	158	77610	MHS-24V-S/S	91	77688	PTS-RR69	166
77379	RBAMS-30	139	77529	ISABK-LMH	159	77611	MHS-30V-S/S	91	77689	PTS-RR75	166
77380	RBAMS-36	28	77530	IBS-D5	160	77612	MHS-36V-S/S	91	77690	PTS-RR81	166
77380	RBAMS-36	139	77531	MRB18	50	77613	MHS-42V-S/S	91	77691	PTS-SR	168
77381	RBAMS-42	28	77532	MRB24	50	77614	MHS-48V-S/S	91	77692	PTS-HDSR	168
77381	RBAMS-42	139	77533	MRB30	50	77615	MHS-54V-S/S	91	77694	PTS-SAK	168
77384	EZPTBT	19	77534	MRB36	50	77616	MHS-60V-S/S	91	77696	PTS-IBK	168
77385	EZPTBTHD	19	77535	MRB42	50	77617	MHS-72V-S/S	91	77697	PTS-HIBK	168
77387	SPG-CVR-A	123	77536	MRB48	50	77618	MHS-84V-S/S	91	77698	PTS-PS	168
77388	SPG-CVR-B	123	77537	MRB54	50	77620	MHSP24-S/S	95	77699	PTS-PA	168
77389	SPG-CVR-C	123	77538	MRB60	50	77621	MHSP30-S/S	95	77700	PTS-MBK	168
77390	SPG-CVR-D	123	77539	MRB66	50	77622	MHSP36-S/S	95	77701	PTS-MBKUG	168
77391	SPG-CVR-E	123	77540	MRB72	50	77623	MHSP42-S/S	95	77702	PTS-EBK	168
77392	SPG-CVR-F	123	77541	MRB78	50	77624	MHSP48-S/S	95	77703	MHP-624	47
77393	SPG-CVR-G	123	77542	MRB84	50	77625	MHSP54-S/S	95	77704	MHP-630	47
77423	RAPEK	122	77543	MRB90	50	77626	MHSP60-S/S	95	77705	MHP-636	47
77424	MMP-624-S/S	40	77548	SHIM-KITL	149	77627	MHSP72-S/S	95	77706	MHP-642	47
77425	MMP-630-S/S	40	77548	SHIM-KITL	151	77628	MHSP84-S/S	95	77707	MHP-648	47
77426	MMP-636-S/S	40	77548	SHIM-KITL	153	77630	STS-W-S/S	95	77708	MHP-654	47
77427	MMP-642-S/S	40	77548	SHIM-KITL	157	77631	STS-S-S/S	95	77709	MHP-660	47
77428	MMP-648-S/S	40	77549	SHIM-KITM	155	77632	STS-B-S/S	95	77710	MHP-672	47
77429	MMP-654-S/S	40	77549	SHIM-KITM	158	77633	STHDPM2-S/S	95	77711	MHP-684	47
77430	MMP-660-S/S	40	77550	SHIM-KITH	159	77634	STHDMK2-S/S	95	77712	MHP-696	47
77431	MMP-672-S/S	40	77551	CRB-LS10HT	26	77635	STGK2-S/S	95	77713	MHP-1230	47
77432	MMP-684-S/S	40	77551	CRB-LS10HT	30	77636	SST-BUK-S/S	95	77714	MHP-1236	47
77433	MMP-1230-S/S	40	77552	CRB-LS16HT	26	77637	SST2HD-W-S/S	95	77715	MHP-1242	47
77434	MMP-1236-S/S	40	77552	CRB-LS16HT	30	77638	SST2HD-S-S/S	95	77716	MHP-1248	47
77435	MMP-1242-S/S	40	77553	CRB-LS22HT	26	77639	SST2HD-B-S/S	95	77717	MHP-1254	47
77436	MMP-1248-S/S	40	77553	CRB-LS22HT	30	77640	MHS-24R-S/S	91	77718	MHP-1260	47
77437	MMP-1254-S/S	40	77554	CRB-LS28HT	26	77641	MHS-30R-S/S	91	77719	MHP-1272	47
77438	MMP-1260-S/S	40	77554	CRB-LS28HT	30	77642	MHS-36R-S/S	91	77720	MHP-1284	47
77439	MMP-1272-S/S	40	77555	CRB-LS34HT	26	77643	MHS-42R-S/S	91	77721	MHP-1296	47
77440	MMP-1284-S/S	40	77555	CRB-LS34HT	30	77644	MHS-48R-S/S	91	77722	MMPCP96	45
77442	PSTA-S/S	38	77556	CRB-LS40HT	26	77645	MHS-54R-S/S	91	77722	MMPCP96	53
77442	PSTA-S/S	46	77556	CRB-LS40HT	30	77646	MHS-60R-S/S	91	77723	PST2-W	53
77443	TEN-LOCK-KIT	123	77557	CRB-LS46HT	26	77647	MHS-72R-S/S	91	77723	PST2-W	56
77450	QMTS-P-S/S	23	77557	CRB-LS46HT	30	77648	MHS-84R-S/S	91	77723	PST2-W	58
77450	QMTS-P-S/S	38	77558	CRB-LS52HT	26	77649	MHS-24RV-S/S	91	77724	PST2-S	53
77450	QMTS-P-S/S	46	77558	CRB-LS52HT	30	77650	MHS-30RV-S/S	91	77724	PST2-S	56
77451	QMTS-W-S/S	23	77559	CRB-LS58HT	26	77651	MHS-36RV-S/S	91	77724	PST2-S	58
77451	QMTS-W-S/S	38	77559	CRB-LS58HT	30	77652	MHS-42RV-S/S	91	77725	PST2-R	53
77451	QMTS-W-S/S	46	77582	MSPMPK-S/S	38	77653	MHS-48RV-S/S	91	77725	PST2-R	56
77452	QMTS-G-S/S	23	77582	MSPMPK-S/S	46	77654	MHS-54RV-S/S	91	77725	PST2-R	58
77452	QMTS-G-S/S	38	77583	MSPBPK-S/S	23	77655	MHS-60RV-S/S	91	77726	PSTS-R	53
77452	QMTS-G-S/S	46	77583	MSPBPK-S/S	38	77656	MHS-72RV-S/S	91	77726	PSTS-R	58
77453	MSP-224-S/S	34	77584	QMT-P-S/S	38	77657	MHS-84RV-S/S	91	77727	MHPMPK	53
77454	MSP-230-S/S	34	77584	QMT-P-S/S	46	77664	PTS-18R	166	77727	MHPMPK	58
77455	MSP-236-S/S	34	77585	QMT-W-S/S	38	77665	PTS-24R	166	77728	MHPBPK	53
77456	MSP-242-S/S	34	77585	QMT-W-S/S	46	77666	PTS-30R	166	77729	FLCK	174
77457	MSP-248-S/S	34	77586	QMT-G-S/S	38	77667	PTS-36R	166	77741	SPG-CVR-H	123
77458	MSP-254-S/S	34	77586	QMT-G-S/S	46	77668	PTS-42R	166	77742	CTS-W	107
77459	MSP-260-S/S	34	77587	QMTPAK-S/S	38	77669	PTS-48R	166	77743	CTS-S	107
77460	MSP-272-S/S	34	77587	QMTPAK-S/S	46	77670	PTS-54R	166	77744	CTS-B	107

GOODYEAR
GOODYEARBELTING.COM

Call Toll Free: 1-866-711-4673
International: +1-727-342-5086

We Ship
World Wide

Index by Item Code

ITEM CODE	ORDERING NUMBER	PAGE	ITEM CODE	ORDERING NUMBER	PAGE	ITEM CODE	ORDERING NUMBER	PAGE	ITEM CODE	ORDERING NUMBER	PAGE
77745	CTS-G	107	77881	SST2HD-B	93	77906	CART-60/1500	103	77968	RC24-ESAC	100
77746	EZP-LS212HT	25	77881	SST2HD-B	117	77906	CART-60/1500	107	77969	RC30-ESAC	100
77747	EZP-LS218HT	25	77882	SACRKN	99	77907	CART-72/1800	99	77970	RC36-ESAC	100
77748	EZP-LS224HT	25	77882	SACRKN	103	77907	CART-72/1800	103	77971	RC42-ESAC	100
77749	EZP-LS230HT	25	77882	SACRKN	107	77907	CART-72/1800	107	77972	RC48-ESAC	100
77750	EZP-LS236HT	25	77883	SACRH	99	77908	CART2-60/1500	99	77973	RC54-ESAC	100
77751	EZP-LS242HT	25	77883	SACRH	103	77908	CART2-60/1500	103	77974	RC60-ESAC	100
77752	EZP-LS248HT	25	77883	SACRH	107	77908	CART2-60/1500	107	77975	RC72-ESAC	100
77753	EZP-LS254HT	25	77884	SACRHL	99	77909	CART2-72/1800	99	77976	RC60-2ESAC	100
77754	EZP-LS260HT	25	77884	SACRHL	103	77909	CART2-72/1800	103	77977	RC72-2ESAC	100
77755	PTS-RHSAA	168	77884	SACRHL	107	77909	CART2-72/1800	107	77978	RC84-2ESAC	100
77756	PTS-LHSAA	168	77885	SACKRP	99	77910	CART2-84/2100	99	77979	RC96-2ESAC	100
77757	UST-S	112	77885	SACKRP	103	77910	CART2-84/2100	103	77980	RC120-2ESAC	100
77768	SACHP2	99	77885	SACKRP	107	77910	CART2-84/2100	107	77981	PV24-ESAC	96
77768	SACHP2	103	77886	SACRKT	99	77911	CART2-96/2400	99	77982	PV30-ESAC	96
77768	SACHP2	107	77886	SACRKT	103	77911	CART2-96/2400	103	77983	PV36-ESAC	96
77840	MHS-24-ESAC	104	77886	SACRKT	107	77911	CART2-96/2400	107	77984	PV42-ESAC	96
77841	MHS-30-ESAC	104	77887	SACPL-24/600	99	77912	CART2-120/3000	99	77985	PV48-ESAC	96
77842	MHS-36-ESAC	104	77887	SACPL-24/600	103	77912	CART2-120/3000	103	77986	PV54-ESAC	96
77843	MHS-42-ESAC	104	77887	SACPL-24/600	107	77912	CART2-120/3000	107	77987	PV60-ESAC	96
77844	MHS-48-ESAC	104	77888	SACPL-30/750	99	77913	PCAP-24/600	99	77988	PV72-ESAC	96
77845	MHS-54-ESAC	104	77888	SACPL-30/750	103	77914	PCAP-30/750	99	77989	PV60-2ESAC	96
77846	MHS-60-ESAC	104	77888	SACPL-30/750	107	77915	PCAP-36/900	99	77990	PV72-2ESAC	96
77847	MHS-72-ESAC	104	77889	SACPL-36/900	99	77916	PCAP-42/1050	99	77991	PV84-2ESAC	96
77848	MHS-60-2ESAC	104	77889	SACPL-36/900	103	77917	PCAP-48/1200	99	77992	PV96-2ESAC	96
77849	MHS-72-2ESAC	104	77889	SACPL-36/900	107	77918	PCAP-54/1350	99	77993	PV120-2ESAC	96
77850	MHS-84-2ESAC	104	77890	SACPL-42/1050	99	77919	PCAP-60/1500	99	77994	RV24-ESAC	100
77851	MHS-96-2ESAC	104	77890	SACPL-42/1050	103	77920	PCAP-72/1800	99	77995	RV30-ESAC	100
77852	MHS-120-2ESAC	104	77890	SACPL-42/1050	107	77921	RCAP-24/600	103	77996	RV36-ESAC	100
77853	MHS-24V-ESAC	104	77891	SACPL-48/1200	99	77922	RCAP-30/750	103	77997	RV42-ESAC	100
77854	MHS-30V-ESAC	104	77891	SACPL-48/1200	103	77923	RCAP-36/900	103	77998	RV48-ESAC	100
77855	MHS-36V-ESAC	104	77891	SACPL-48/1200	107	77924	RCAP-42/1050	103	77999	RV54-ESAC	100
77856	MHS-42V-ESAC	104	77892	SACPL-54/1350	99	77925	RCAP-48/1200	103	78000	RV60-ESAC	100
77857	MHS-48V-ESAC	104	77892	SACPL-54/1350	103	77926	RCAP-54/1350	103	78001	RV72-ESAC	100
77858	MHS-54V-ESAC	104	77892	SACPL-54/1350	107	77927	RCAP-60/1500	103	78002	RV60-2ESAC	100
77859	MHS-60V-ESAC	104	77893	SACPL-60/1500	99	77928	RCAP-72/1800	103	78003	RV72-2ESAC	100
77860	MHS-72V-ESAC	104	77893	SACPL-60/1500	103	77929	MHS-CARK-C24/600	105	78004	RV84-2ESAC	100
77861	MHS-60V-2ESAC	104	77893	SACPL-60/1500	107	77930	MHS-CARK-C30/750	105	78005	RV96-2ESAC	100
77862	MHS-72V-2ESAC	104	77894	SACPL-72/1800	99	77931	MHS-CARK-C36/900	105	78006	RV120-2ESAC	100
77863	MHS-84V-2ESAC	104	77894	SACPL-72/1800	103	77932	MHS-CARK-C42/1050	105	78072	P-CARK-C24/600	97
77864	MHS-96V-2ESAC	104	77894	SACPL-72/1800	107	77933	MHS-CARK-C48/1200	105	78073	P-CARK-C30/750	97
77865	MHS-120V-2ESAC	104	77895	SACPL2-60/1500	99	77934	MHS-CARK-C54/1350	105	78074	P-CARK-C36/900	97
77866	SAC2-TIP-TL	99	77895	SACPL2-60/1500	103	77935	MHS-CARK-C60/1500	105	78075	P-CARK-C42/1050	97
77866	SAC2-TIP-TL	103	77895	SACPL2-60/1500	107	77936	MHS-CARK-C72/1800	105	78076	P-CARK-C48/1200	97
77866	SAC2-TIP-TL	107	77896	SACPL2-72/1800	99	77937	MHS-CARK-V24/600	105	78077	P-CARK-C54/1350	97
77867	STGK2	86	77896	SACPL2-72/1800	103	77938	MHS-CARK-V30/750	105	78078	P-CARK-C60/1500	97
77867	STGK2	93	77896	SACPL2-72/1800	107	77939	MHS-CARK-V36/900	105	78079	P-CARK-C72/1800	97
77867	STGK2	94	77897	SACPL2-84/2100	99	77940	MHS-CARK-V42/1050	105	78080	P-CARK-V24/600	97
77867	STGK2	107	77897	SACPL2-84/2100	103	77941	MHS-CARK-V48/1200	105	78081	P-CARK-V30/750	97
77867	STGK2	117	77897	SACPL2-84/2100	107	77942	MHS-CARK-V54/1350	105	78082	P-CARK-V36/900	97
77867	STGK2	117	77898	SACPL2-96/2400	99	77943	MHS-CARK-V60/1500	105	78083	P-CARK-V42/1050	97
77868	SSTHDPM	86	77898	SACPL2-96/2400	103	77944	MHS-CARK-V72/1800	105	78084	P-CARK-V48/1200	97
77868	SSTHDPM	93	77898	SACPL2-96/2400	107	77945	MHS-CARK2-C60/1500	105	78085	P-CARK-V54/1350	97
77868	SSTHDPM	107	77899	SACPL2-120/3000	99	77946	MHS-CARK2-C72/1800	105	78086	P-CARK-V60/1500	97
77868	SSTHDPM	117	77899	SACPL2-120/3000	103	77947	MHS-CARK2-C84/2100	105	78087	P-CARK-V72/1800	97
77869	CSTHDPM	107	77899	SACPL2-120/3000	107	77948	MHS-CARK2-C96/2400	105	78088	P-CARK2-C60/1500	97
77870	SSTHDMK	86	77900	CART-24/600	99	77949	MHS-CARK2-C120/3000	105	78089	P-CARK2-C72/1800	97
77870	SSTHDMK	93	77900	CART-24/600	103	77950	MHS-CARK2-V60/1500	105	78090	P-CARK2-C84/2100	97
77870	SSTHDMK	107	77900	CART-24/600	107	77951	MHS-CARK2-V72/1800	105	78091	P-CARK2-C96/2400	97
77870	SSTHDMK	117	77901	CART-30/750	99	77952	MHS-CARK2-V84/2100	105	78092	P-CARK2-C120/3000	97
77871	CSTHDMK	107	77901	CART-30/750	103	77953	MHS-CARK2-V96/2400	105	78093	P-CARK2-V60/1500	97
77872	CST1HD-W	107	77901	CART-30/750	107	77954	MHS-CARK2-V120/3000	105	78094	P-CARK2-V72/1800	97
77873	CST1HD-S	107	77902	CART-36/900	99	77955	PC24-ESAC	96	78095	P-CARK2-V84/2100	97
77874	CST1HD-B	107	77902	CART-36/900	103	77956	PC30-ESAC	96	78096	P-CARK2-V96/2400	97
77875	CST1HD-G	107	77902	CART-36/900	107	77957	PC36-ESAC	96	78097	P-CARK2-V120/3000	97
77876	SST1HD-W	107	77903	CART-42/1050	99	77958	PC42-ESAC	96	78098	R-CARK-C24/600	101
77877	SST1HD-S	107	77903	CART-42/1050	103	77959	PC48-ESAC	96	78099	R-CARK-C30/750	101
77878	SST1HD-B	107	77903	CART-42/1050	107	77960	PC54-ESAC	96	78100	R-CARK-C36/900	101
77879	SST2HD-W	86	77904	CART-48/1200	99	77961	PC60-ESAC	96	78101	R-CARK-C42/1050	101
77879	SST2HD-W	93	77904	CART-48/1200	103	77962	PC72-ESAC	96	78102	R-CARK-C48/1200	101
77879	SST2HD-W	117	77904	CART-48/1200	107	77963	PC60-2ESAC	96	78103	R-CARK-C54/1350	101
77880	SST2HD-S	86	77905	CART-54/1350	99	77964	PC72-2ESAC	96	78104	R-CARK-C60/1500	101
77880	SST2HD-S	93	77905	CART-54/1350	103	77965	PC84-2ESAC	96	78105	R-CARK-C72/1800	101
77880	SST2HD-S	117	77905	CART-54/1350	107	77966	PC96-2ESAC	96	78106	R-CARK-V24/600	101
77881	SST2HD-B	86	77906	CART-60/1500	99	77967	PC120-2ESAC	96	78107	R-CARK-V30/750	101

Index by Item Code

ITEM CODE	ORDERING NUMBER	PAGE	ITEM CODE	ORDERING NUMBER	PAGE	ITEM CODE	ORDERING NUMBER	PAGE	ITEM CODE	ORDERING NUMBER	PAGE
78108	R-CARK-V36/900	101	78478	CRB-W52	35	78674	MHP-2484	47	78744	MHS-84P**	89
78109	R-CARK-V42/1050	101	78479	CRB-W58	15	78675	MHP-2496	47	78745	MDWS-24P	114
78110	R-CARK-V48/1200	101	78479	CRB-W58	21	78676	MHP-2442P	48	78746	MDWS-30P	114
78111	R-CARK-V54/1350	101	78479	CRB-W58	35	78677	MHP-2448P	48	78747	MDWS-36P	114
78112	R-CARK-V60/1500	101	78480	CRB-W64	15	78678	MHP-2454P	48	78748	MDWS-42P	114
78113	R-CARK-V72/1800	101	78480	CRB-W64	21	78679	MHP-2460P	48	78749	MDWS-48P	114
78114	R-CARK2-C60/1500	101	78480	CRB-W64	35	78680	MHP-2472P	48	78750	MDWS-54P	114
78115	R-CARK2-C72/1800	101	78481	CRB-W70	15	78681	MHP-2484P	48	78751	MDWS-60P	114
78116	R-CARK2-C84/2100	101	78481	CRB-W70	21	78682	MHP-2496P	48	78752	MDWS-72P	114
78117	R-CARK2-C96/2400	101	78481	CRB-W70	35	78683	PACB	45	78753	MDWS-84P	114
78118	R-CARK2-C120/3000	101	78488	EZP1T-212	12	78683	PACB	53	78754	TRB-HT18	43
78119	R-CARK2-V60/1500	101	78489	EZP1T-218	12	78683	PACB	58	78755	TRB-HT24	43
78120	R-CARK2-V72/1800	101	78490	EZP1T-224	12	78683	PACB	94	78756	TRB-HT30	43
78121	R-CARK2-V84/2100	101	78491	EZP1T-230	12	78683	PACB	117	78757	TRB-HT36	43
78122	R-CARK2-V96/2400	101	78492	EZP1T-236	12	78684	PAT1	42	78758	TRB-HT42	43
78123	R-CARK2-V120/3000	101	78493	EZP1T-242	12	78684	PAT1	49	78759	TRB-HT48	43
78142	STS-G	93	78494	EZP1T-248	12	78684	PAT1	55	78760	TRB-HT54	43
78142	STS-G	117	78495	EZP1T-254	12	78684	PAT1	90	78761	TRB-HT60	43
78387	CTS-B-S/S	32	78496	EZP1T-260	12	78684	PAT1	115	78762	TRB-HT66	43
78402	RV-18	81	78497	EZP1T-272	12	78685	PAT2	42	78763	TRB-HT72	43
78403	RV-24	81	78498	EZP1T-818	12	78685	PAT2	49	78764	TRB-HT78	43
78404	RV-30	81	78499	EZP1T-824	12	78685	PAT2	55	78767	PTS-WMK	168
78405	RV-36	81	78500	EZP1T-830	12	78685	PAT2	90	78786	HAR-K	18
78406	RV-42	81	78501	EZP1T-836	12	78685	PAT2	115	78786	HAR-K	130
78407	RV-48	81	78502	EZP1T-842	12	78686	MMP-CP96-S/S	46	78789	SB4	149
78408	RV-54	81	78503	EZP1T-848	12	78700	ICT6-S/S	95	78789	SB4	151
78409	RV-60	81	78504	EZP1T-854	12	78703	SAT2NCB	94	78789	SB4	153
78414	PP-18	80	78505	EZP1T-860	12	78703	SAT2NCB	117	78789	SB4	155
78415	PV-24	77	78506	EZP1T-872	12	78704	SAT2MK	94	78789	SB4	157
78416	PP-24	80	78507	EZPTMPK	19	78704	SAT2MK	117	78789	SB4	158
78417	PV-30	77	78508	EZPTCK	19	78705	PAK	45	78789	SB4	159
78418	PP-30	80	78509	EZPTCKHD	19	78705	PAK	53	78790	SB5	149
78419	PV-36	77	78510	EZPTSR	19	78705	PAK	56	78790	SB5	151
78420	PP-36	80	78511	EZPTSK	19	78705	PAK	58	78790	SB5	153
78421	PV-42	77	78512	EZPTSKHD	19	78706	MMP-624P	41	78790	SB5	155
78422	PP-42	80	78591	MHP-1836	47	78707	MMP-630P	41	78790	SB5	157
78423	PV-48	77	78592	MHP-1842	47	78708	MMP-636P	41	78790	SB5	158
78424	PP-48	80	78593	MHP-1848	47	78709	MMP-642P	41	78790	SB5	159
78425	PP-54	80	78594	MHP-1854	47	78710	MMP-648P	41	78790	SB5	160
78426	RP-18	83	78595	MHP-1860	47	78711	MMP-654P	41	78791	PATLK	42
78427	RP-24	83	78596	MHP-1872	47	78712	MMP-660P	41	78791	PATLK	49
78428	RP-30	83	78597	MHP-1884	47	78713	MMP-672P	41	78791	PATLK	55
78429	RP-36	83	78598	MHP-1896	47	78714	MMP-684P	41	78791	PATLK	90
78430	RP-42	83	78599	MHP-624P	48	78715	MMP-1230P	41	78791	PATLK	115
78431	RP-48	83	78600	MHP-630P	48	78716	MMP-1236P	41	78794	PATHK	42
78432	RP-54	83	78601	MHP-636P	48	78717	MMP-1242P	41	78794	PATHK	42
78433	RP-60	83	78602	MHP-642P	48	78718	MMP-1248P	41	78794	PATHK	49
78451	PP-60	80	78603	MHP-648P	48	78719	MMP-1254P	41	78794	PATHK	49
78453	PV-18	77	78604	MHP-654P	48	78720	MMP-1260P	41	78794	PATHK	55
78454	PV-54	77	78605	MHP-660P	48	78721	MMP-1272P	41	78794	PATHK	55
78455	PV-60	77	78606	MHP-672P	48	78722	MMP-1284P	41	78794	PATHK	90
78462	LSTMPK2-S/S	32	78607	MHP-684P	48	78723	MHCP-24P	54	78794	PATHK	90
78471	CRB-W10	15	78608	MHP-696P	48	78724	MHCP-30P	54	78794	PATHK	115
78471	CRB-W10	21	78609	MHP-1230P	48	78725	MHCP-36P	54	78794	PATHK*	115
78471	CRB-W10	35	78610	MHP-1236P	48	78726	MHCP-42P	54	78799	PANK	42
78472	CRB-W16	15	78611	MHP-1242P	48	78727	MHCP-48P	54	78799	PANK	49
78472	CRB-W16	21	78612	MHP-1248P	48	78728	MHCP-54P	54	78799	PANK	55
78472	CRB-W16	35	78613	MHP-1254P	48	78729	MHCP-60P	54	78799	PANK	90
78473	CRB-W22	15	78614	MHP-1260P	48	78730	MHCP-72P	54	78799	PANK*	115
78473	CRB-W22	21	78615	MHP-1272P	48	78731	MHCP-84P	54	78801	H-MK2	130
78473	CRB-W22	35	78616	MHP-1284P	48	78732	SAT2PM	94	78808	EST-P-S/S	23
78474	CRB-W28	15	78617	MHP-1296P	48	78732	SAT2PM	117	78809	EST-W-S/S	23
78474	CRB-W28	21	78618	MHP-1836P	48	78733	SAT2AK	93	78810	EST-G-S/S	23
78474	CRB-W28	35	78619	MHP-1842P	48	78733	SAT2AK	94	78812	EZP1P12-S/S	23
78475	CRB-W34	15	78620	MHP-1848P	48	78733	SAT2AK	117	78813	EZP1P18-S/S	23
78475	CRB-W34	21	78621	MHP-1854P	48	78735	SAT2PAT	94	78814	EZP1P24-S/S	23
78475	CRB-W34	35	78622	MHP-1860P	48	78735	SAT2PAT	117	78815	EZP1P30-S/S	23
78476	CRB-W40	15	78623	MHP-1872P	48	78736	MHS-24P	89	78816	EZP1P36-S/S	23
78476	CRB-W40	21	78624	MHP-1884P	48	78737	MHS-30P	89	78817	EZP1P42-S/S	23
78476	CRB-W40	35	78625	MHP-1896P	48	78738	MHS-36P	89	78818	EZP1P48-S/S	23
78477	CRB-W46	15	78669	MHP-2442	47	78739	MHS-42P	89	78819	EZP1P54-S/S	23
78477	CRB-W46	21	78670	MHP-2448	47	78740	MHS-48P	89	78820	EZP1P60-S/S	23
78477	CRB-W46	35	78671	MHP-2454	47	78741	MHS-54P	89	78821	EZP1P72-S/S	23
78478	CRB-W52	15	78672	MHP-2460	47	78742	MHS-60P**	89	78838	CFG-212	20
78478	CRB-W52	21	78673	MHP-2472	47	78743	MHS-72P**	89	78839	CFG-218	20

GOODYEAR
GOODYEARBELTING.COM

Call Toll Free: 1-866-711-4673
International: +1-727-342-5086

We Ship
World Wide

Index by Item Code

ITEM CODE	ORDERING NUMBER	PAGE	ITEM CODE	ORDERING NUMBER	PAGE	ITEM CODE	ORDERING NUMBER	PAGE	ITEM CODE	ORDERING NUMBER	PAGE
78840	CFG-224	20	78915	EZIB48-5M	154	78974	EZWPK-48	149	79017	HDRS72*	128
78841	CFG-230	20	78916	EZIB54-5M	154	78974	EZWPK-48	151	79018	HDRS84*	128
78842	CFG-236	20	78917	EZIB60-5M	154	78974	EZWPK-48	153	79019	HDRR24	128
78843	CFG-242	20	78918	EZIB72-5M	154	78974	EZWPK-48	155	79020	HDRR30	128
78844	CFG-248	20	78919	CCMK	73	78975	EZWPK-54	149	79021	HDRR36	128
78845	CFG-254	20	78919	CCMK	80	78975	EZWPK-54	151	79022	HDRR42	128
78846	CFG-260	20	78919	CCMK	83	78975	EZWPK-54	153	79023	HDRR48	128
78847	CFG-272	20	78919	CCMK	131	78975	EZWPK-54	155	79024	HDRR54	128
78848	EZP1PL-S/S	23	78920	CCMKHD	73	78976	EZWPK-60	149	79025	HDRR60	128
78849	ESTAK-EST-S/S	23	78920	CCMKHD	99	78976	EZWPK-60	151	79026	HDRR72*	128
78850	LS-SW-S/S	32	78920	CCMKHD	103	78976	EZWPK-60	153	79027	HDRR84*	128
78851	RBP1C-S	163	78920	CCMKHD	131	78976	EZWPK-60	155	79033	MMP-696	39
78852	RBP1C-M	163	78923	EZP1MPK-S/S	23	78977	EZWPK-72	149	79034	MMP-1296	39
78853	RBP1C-L	163	78924	CFG-818	20	78977	EZWPK-72	151	79035	MMP-696-S/S	40
78854	RBP1C-XL	163	78925	CFG-824	20	78977	EZWPK-72	153	79036	MMP-1296-S/S	40
78855	EZSB24-4C	148	78926	CFG-830	20	78977	EZWPK-72	155	79037	MMP-696P	41
78856	EZSB30-4C	148	78927	CFG-836	20	78978	EZCSK-24	149	79038	MMP-1296P	41
78857	EZSB36-4C	148	78928	CFG-842	20	78978	EZCSK-24	151	79039	QMT-S	45
78858	EZSB42-4C	148	78929	CFG-848	20	78978	EZCSK-24	153	79041	SST2HD-G	93
78859	EZSB48-4C	148	78930	CFG-854	20	78978	EZCSK-24	155	79041	SST2HD-G	117
78860	EZSB54-4C	148	78931	CFG-860	20	78979	EZCSK-30	149	79042	SST2HD-G-S/S	95
78861	EZSB60-4C	148	78932	CFG-872	20	78979	EZCSK-30	151	79043	MHS-96	87
78862	EZSB72-4C	148	78933	LSTMPK-S/S	32	78979	EZCSK-30	153	79044	MHS-96V	87
78863	EZSB24-5C	148	78934	EZP1-212W	14	78979	EZCSK-30	155	79045	MHS-96R	89
78864	EZSB30-5C	148	78935	EZP1-218W	14	78980	EZCSK-36	149	79046	MHS-96RV	89
78865	EZSB36-5C	148	78936	EZP1-224W	14	78980	EZCSK-36	151	79047	MHS-96P**	89
78866	EZSB42-5C	148	78937	EZP1-230W	14	78980	EZCSK-36	153	79048	MHS-96-S/S	91
78867	EZSB48-5C	148	78938	EZP1-236W	14	78980	EZCSK-36	155	79049	MHS-96V-S/S	91
78868	EZSB54-5C	148	78939	EZP1-242W	14	78981	EZCSK-42	149	79050	MHS-96R-S/S	91
78869	EZSB60-5C	148	78940	EZP1-248W	14	78981	EZCSK-42	151	79051	MHS-96RV-S/S	91
78870	EZSB72-5C	148	78941	EZP1-254W	14	78981	EZCSK-42	153	79052	MHSP-96	93
78871	EZSB24-4I	150	78942	EZP1-260W	14	78981	EZCSK-42	155	79053	MHSP96-S/S	95
78872	EZSB30-4I	150	78943	EZP1-272W	14	78982	EZCSK-48	149	79056	QMTS-S-S/S	46
78873	EZSB36-4I	150	78944	EZBMK-24	153	78982	EZCSK-48	151	79057	STS-G-S/S	95
78874	EZSB42-4I	150	78944	EZBMK-24	155	78982	EZCSK-48	153	79059	QMT-S-S/S	46
78875	EZSB48-4I	150	78945	EZBMK-30	153	78982	EZCSK-48	155	79060	DWP-96	117
78876	EZSB54-4I	150	78945	EZBMK-30	155	78983	EZCSK-54	149	79062	CDWB96	114
78877	EZSB60-4I	150	78946	EZBMK-36	153	78983	EZCSK-54	151	79063	MDWS-96	114
78878	EZSB72-4I	150	78946	EZBMK-36	155	78983	EZCSK-54	153	79064	MDWS-96P	114
78879	EZSB24-5I	150	78947	EZBMK-42	153	78983	EZCSK-54	155	79068	HTTS-HT	69
78880	EZSB30-5I	150	78947	EZBMK-42	155	78984	EZCSK-60	149	79070	SSTHK	86
78881	EZSB36-5I	150	78948	EZBMK-48	153	78984	EZCSK-60	151	79070	SSTHK	93
78882	EZSB42-5I	150	78948	EZBMK-48	155	78984	EZCSK-60	153	79070	SSTHK	107
78883	EZSB48-5I	150	78949	EZBMK-54	153	78984	EZCSK-60	155	79070	SSTHK	117
78884	EZSB54-5I	150	78949	EZBMK-54	155	78985	EZCSK-72	149	79071	SSTHK-S/S	95
78885	EZSB60-5I	150	78950	EZBMK-60	153	78985	EZCSK-72	151	79072	HDRBK-HD	128
78886	EZSB72-5I	150	78950	EZBMK-60	155	78985	EZCSK-72	153	79073	PFS-ESAC	107
78887	EZIB24-4L	152	78951	EZBMK-72	153	78985	EZCSK-72	155	79073	PFS-ESAC	107
78888	EZIB30-4L	152	78951	EZBMK-72	155	78986	MHCP-2BC96	58	79080	LAGGING-TB	179
78889	EZIB36-4L	152	78952	EZRMK	149	78987	H-MK1	130	79091	EZAI-24I	150
78890	EZIB42-4L	152	78953	EZBS-L4	151	78990	HP-18	130	79092	EZAI-30I	150
78891	EZIB48-4L	152	78953	EZBS-L4	153	78991	HP-24	130	79093	EZAI-36I	150
78892	EZIB54-4L	152	78954	EZBS-L5	151	78992	HP-30	130	79094	EZAI-42I	150
78893	EZIB60-4L	152	78954	EZBS-L5	153	78993	HP-36	130	79095	EZAI-48I	150
78894	EZIB72-4L	152	78955	MHCP-96S	54	78994	HP-42	130	79096	EZAI-54I	150
78895	EZIB24-5L	152	78956	MHCP-BPA96	56	78995	HP-48	130	79097	EZAI-60I	150
78896	EZIB30-5L	152	78957	MHCP-BCK96	56	78996	HP-54	130	79098	EZAI-72I	150
78897	EZIB36-5L	152	78958	MHP-CP96	58	78997	HP-60	130	79099	LAGGING-TB2	179
78898	EZIB42-5L	152	78959	MHCP-96P	54	78998	HP-72	130	79202	USTSCK	112
78899	EZIB48-5L	152	78970	EZWPK-24	149	79000	EZAI-24	148	79204	USTSCKHD	112
78900	EZIB54-5L	152	78970	EZWPK-24	151	79001	EZAI-30	148	79206	USPB2	112
78901	EZIB60-5L	152	78970	EZWPK-24	153	79002	EZAI-36	148	79206	USPB2	113
78902	EZIB72-5L	152	78970	EZWPK-24	155	79003	EZAI-42	148	79207	UHPB2	112
78903	EZIB24-4M	154	78971	EZWPK-30	149	79004	EZAI-48	148	79207	UHPB2	113
78904	EZIB30-4M	154	78971	EZWPK-30	151	79005	EZAI-54	148	79224	CCKL	73
78905	EZIB36-4M	154	78971	EZWPK-30	153	79006	EZAI-60	148	79224	CCKL	80
78906	EZIB42-4M	154	78971	EZWPK-30	155	79007	EZAI-72	148	79224	CCKL	83
78907	EZIB48-4M	154	78972	EZWPK-36	149	79009	HDRBK	128	79224	CCKL	131
78908	EZIB54-4M	154	78972	EZWPK-36	151	79010	HDR24	128	79225	CCKHDL	73
78909	EZIB60-4M	154	78972	EZWPK-36	153	79011	HDR30	128	79225	CCKHDL	99
78910	EZIB72-4M	154	78972	EZWPK-36	155	79012	HDR36	128	79225	CCKHDL	103
78911	EZIB24-5M	154	78973	EZWPK-42	149	79013	HDR42	128	79225	CCKHDL	131
78912	EZIB30-5M	154	78973	EZWPK-42	151	79014	HDR48	128	79228	CCKR	73
78913	EZIB36-5M	154	78973	EZWPK-42	153	79015	HDR54	128	79228	CCKR	80
78914	EZIB42-5M	154	78973	EZWPK-42	155	79016	HDR60	128	79228	CCKR	83

Index by Item Code

ITEM CODE	ORDERING NUMBER	PAGE	ITEM CODE	ORDERING NUMBER	PAGE	ITEM CODE	ORDERING NUMBER	PAGE	ITEM CODE	ORDERING NUMBER	PAGE
79228	CCKR	131	79365	H2P60	61	79493	SSTLBK	93	79594	YTA-24	76
79229	CCKHDR	73	79366	H2P72	61	79493	SSTLBK	95	79595	YTA-30	76
79229	CCKHDR	99	79367	HV2T-S/S	59	79493	SSTLBK	107	79596	YTA-36	76
79229	CCKHDR	103	79367	HV2T-S/S	61	79493	SSTLBK	117	79597	YTA-42	76
79229	CCKHDR	131	79368	HV2PT	59	79494	MBC-18	118	79598	YTA-48	76
79232	CCKTS	73	79368	HV2PT	61	79495	MBC-24	118	79599	YTW-18	74
79232	CCKTS	80	79369	H2SA6SS	59	79496	MBC-30	118	79600	YTW-24	74
79232	CCKTS	83	79369	H2SA6SS	61	79497	MBC-36	118	79601	YTW-30	74
79232	CCKTS	131	79370	H2SA6S	59	79498	MBC-42	118	79602	YTW-36	74
79233	CCKHDT	73	79370	H2SA6S	61	79499	MBC-48	118	79603	YTW-42	74
79233	CCKHDT	99	79371	H2SA6M	59	79500	MBC-54	118	79604	YTW-48	74
79233	CCKHDT	103	79371	H2SA6M	61	79501	MBC-60	118	79605	YT-18	74
79233	CCKHDT	131	79372	H2SA6L	59	79502	MBC-72	118	79606	YT-24	74
79236	HDRGEK	128	79372	H2SA6L	61	79503	MBC-84	118	79607	YT-30	74
79299	USTSC	112	79373	H2SA6LL	59	79504	MBDS-18	120	79608	YT-36	74
79300	USTSCHD	112	79373	H2SA6LL	61	79505	MBDS-24	120	79609	YT-42	74
79303	INDR-1212	124	79374	H2RC	61	79506	MBDS-30	120	79610	YT-48	74
79304	INDR-1218	124	79375	HV2SSTS	61	79507	MBDS-36	120	79611	YTC-W18	74
79305	INDR-1824	124	79378	MSR2	170	79508	MBDS-42	120	79611	YTC-W18	76
79306	INDR-2424	124	79380	PMSMK2	170	79509	MBDS-48	120	79612	YTC-W24	74
79307	INDR-1212S	124	79381	MAK2	170	79510	MBDS-54	120	79612	YTC-W24	76
79308	INDR-1218S	124	79382	MAKHD2	170	79511	MBDS-60	120	79613	YTC-W30	74
79309	INDR-1824S	124	79383	CLN460/18.4-12S	178	79512	MBDS-72	120	79613	YTC-W30	76
79310	INDR-2424S	124	79384	CLN600/24-12S	178	79513	MBDS-84	120	79614	YTC-W36	74
79311	IDSC-1212	124	79385	CLN760/30.4-12S	178	79514	MBRD-18	118	79614	YTC-W36	76
79312	IDSC-1218	124	79387	CLN900/36-12S	178	79514	MBRD-18	120	79615	YTC-W42	74
79313	IDSC-1824	124	79388	CLN1060/42.4-12S	178	79515	MBRD-24	118	79615	YTC-W42	76
79314	IDSC-2424	124	79389	CLN1200/48-12S	178	79515	MBRD-24	120	79616	YTC-W48	74
79315	IDSEAL	124	79390	CLN1360/54.4-12S	178	79516	MBRD-30	118	79616	YTC-W48	76
79316	IDHINGE	124	79392	CLN1520/60.8-12S	178	79516	MBRD-30	120	79617	YTC-P18	74
79317	IDLATCH	124	79395	CLN1800/72-12S	178	79517	MBRD-36	118	79617	YTC-P18	76
79318	EZIRMK	151	79398	CLN2100/84-12S	178	79517	MBRD-36	120	79618	YTC-P24	74
79320	UPFCC	93	79406	CLFR460/18.4-12S	178	79518	MBRD-42	118	79618	YTC-P24	76
79323	HV2-18SS	59	79407	CLFR600/24-12S	178	79518	MBRD-42	120	79619	YTC-P30	74
79324	HV2-18S	59	79408	CLFR760/30.4-12S	178	79519	MBRD-48	118	79619	YTC-P30	76
79325	HV2-18M	59	79410	CLFR900/36-12S	178	79519	MBRD-48	120	79620	YTC-P36	74
79326	HV2-24SS	59	79411	CLFR1060/42.4-12S	178	79520	MBRD-54	118	79620	YTC-P36	76
79327	HV2-24S	59	79412	CLFR1200/48-12S	178	79520	MBRD-54	120	79621	YTC-P42	74
79328	HV2-24M	59	79413	CLFR1360/54.4-12S	178	79521	MBRD-60	118	79621	YTC-P42	76
79329	HV2-30SS	59	79415	CLFR1520/60.8-12S	178	79521	MBRD-60	120	79622	YTC-P48	74
79330	HV2-30S	59	79418	CLFR1800/72-12S	178	79522	MBRD-72	118	79622	YTC-P48	76
79331	HV2-30M	59	79421	CLFR2100/84-12S	178	79522	MBRD-72	120	79623	YTAC	76
79332	HV2-36SS	59	79429	MST-W	76	79523	MBRD-84	118	79624	MHS-18RMV	88
79333	HV2-36S	59	79431	MSTHD-W	94	79523	MBRD-84	120	79625	MHS-24RMV	88
79334	HV2-36M	59	79432	MSTHD-S	94	79524	MBCMK	120	79626	MHS-30RMV	88
79335	HV2-36L	59	79433	MSTHD-B	94	79525	MBCBC	120	79627	MHS-36RMV	88
79336	HV2-42SS	59	79434	MSTDB	76	79526	MBCB	120	79628	MHS-42RMV	88
79337	HV2-42S	59	79435	MSTAM	76	79527	MBADB	120	79629	MHS-48RMV	88
79338	HV2-42M	59	79435	MSTAM	94	79528	MBCBM	120	79630	MHS-54RMV	88
79339	HV2-42L	59	79436	MST-MBL	76	79529	MBCM-1	120	79631	MHS-60RMV	88
79340	HV2-42LL	59	79436	MST-MBL	94	79530	MBCM-2	120	79632	MHS-72RMV	88
79341	HV2-48SS	59	79437	MST-MBR	76	79531	MBCTA	120	79665	PTMHD54VR	169
79342	HV2-48S	59	79437	MST-MBR	94	79532	MBCBL	120	79666	PTMHD60VR	169
79343	HV2-48M	59	79438	MSTC	76	79533	MBCMKK	120	79667	PTMHD72VR	169
79344	HV2-48L	59	79439	MSTCHD	94	79534	MBCEC	120	79668	PTMHD84VR	169
79345	HV2-48LL	59	79440	MSTBK	76	79535	STLP	120	79669	PTM24VR	169
79346	HV2-54S	59	79440	MSTBK	94	79536	MBCDBK	118	79670	PTM30VR	169
79347	HV2-54M	59	79441	MSTGT	76	79536	MBCDBK	120	79671	PTM36VR	169
79348	HV2-54L	59	79441	MSTGT	94	79571	MFASKHD	170	79672	PTM42VR	169
79349	HV2-54LL	59	79442	MHS-18V-MST	88	79572	YTC-W	76	79673	PTM48VR	169
79350	HV2-60S	59	79443	MHS-24V-MST	88	79572	YTC-W*	74	79674	PTM54VR	169
79351	HV2-60M	59	79444	MHS-30V-MST	88	79573	YTC-P	76	79675	PTM60VR	169
79352	HV2-60L	59	79445	MHS-36V-MST	88	79573	YTC-P*	74	82810	UPL-S/S-MT	113
79353	HV2-60LL	59	79446	MHS-42V-MST	88	79582	SSTHB	86	82811	UPLHD-S/S-MT	113
79354	HV2-72S	59	79447	MHS-48V-MST	88	79582	SSTHB	93	82885	USMK-S/S-M	113
79355	HV2-72M	59	79448	MHS-54V-MST	88	79582	SSTHB	107	82886	USMKHD-S/S-M	113
79356	HV2-72L	59	79449	MHS-60V-MST	88	79582	SSTHB	117	A1636	CLFR1360/54.4-12	178
79357	HV2-72LL	59	79450	MHS-72V-MST	88	79586	SSTHB-S/S	95			
79358	H2P18	61	79451	MSTPMHD	94	79587	YTP-18	76			
79359	H2P24	61	79452	MSTPM	76	79588	YTP-24	76			
79360	H2P30	61	79453	UHVC	61	79589	YTP-30	76			
79361	H2P36	61	79481	RB38BP	135	79590	YTP-36	76			
79362	H2P42	61	79481	RB38BP	139	79591	YTP-42	76			
79363	H2P48	61	79481	RB38BP	140	79592	YTP-48	76			
79364	H2P54	61	79493	SSTLBK	86	79593	YTA-18	76			

Index by Ordering Number

ORDERING NUMBER	ITEM CODE	PAGE	ORDERING NUMBER	ITEM CODE	PAGE	ORDERING NUMBER	ITEM CODE	PAGE	ORDERING NUMBER	ITEM CODE	PAGE
900924	04200	175	CART-48/1200	77904	107	CEBC1	30018	175	CLMN600/24-15	61295	177
900936	04143	175	CART-54/1350	77905	99	CEBC2	30019	175	CLMN600/24-15S	62053	177
900948	04144	175	CART-54/1350	77905	103	CFG-212	78838	20	CLMN750/30-15	61296	177
900960	04145	175	CART-54/1350	77905	107	CFG-218	78839	20	CLMN750/30-15S	62054	177
900972	04146	175	CART-60/1500	77906	99	CFG-224	78840	20	CLMN900/36-15	61297	177
900984	04147	175	CART-60/1500	77906	103	CFG-230	78841	20	CLMN900/36-15S	62055	177
900CBK	04149	175	CART-60/1500	77906	107	CFG-236	78842	20	CLN1060/42.4-12	71116	178
10FRD6.5/21	71014	176	CART-72/1800	77907	99	CFG-242	78843	20	CLN1060/42.4-12S	79388	178
10FRP6.5/21	71020	176	CART-72/1800	77907	103	CFG-248	78844	20	CLN1200/48-12	71039	178
10ND6.5/21	71002	176	CART-72/1800	77907	107	CFG-254	78845	20	CLN1200/48-12S	79389	178
10NP6.5/21	71010	176	CBC18	76668	121	CFG-260	78846	20	CLN1360/54.4-12	71126	178
12FRD6.5/21	71016	176	CBC24	76669	121	CFG-272	78847	20	CLN1360/54.4-12S	79390	178
12FRDC6.5/21	71159	176	CBC30	76670	121	CFG-818	78924	20	CLN1520/60.8-12	71127	178
12FRP6.5/21	71022	176	CBC36	76671	121	CFG-824	78925	20	CLN1520/60.8-12S	79392	178
12ND6.5/21	71004	176	CBC42	76672	121	CFG-830	78926	20	CLN1800/72-12	71042	178
12ND6.5/21	71155	176	CBC48	76673	121	CFG-836	78927	20	CLN1800/72-12S	79395	178
12NP6.5/21	71012	176	CBC54	76674	121	CFG-842	78928	20	CLN2100/84-12	71044	178
15FRD6.5/21	71018	176	CBC60	76675	121	CFG-848	78929	20	CLN2100/84-12S	79398	178
15FRP6.5/21	71015	176	CBV-72	74389	143	CFG-854	78930	20	CLN460/18.4-12	71111	178
15ND6.5/21	71006	176	CBV-84	74390	143	CFG-860	78931	20	CLN460/18.4-12S	79383	178
15NP6.5/21	71017	176	CBV-96	74391	143	CFG-872	78932	20	CLN600/24-12	71112	178
20FRD6.5/21	71019	176	CBV-L	73134	143	CLFR1060/42.4-12	71123	178	CLN600/24-12S	79384	178
20FRP6.5/21	72129	176	CBV-M	73133	143	CLFR1060/42.4-12S	79411	178	CLN760/30.4-12	71113	178
20ND6.5/21	71008	176	CBV-S	73132	143	CLFR1200/48-12	71005	178	CLN760/30.4-12S	79385	178
20NP6.5/21	71021	176	CBV-XS	73131	143	CLFR1200/48-12S	79412	178	CLN900/36-12	71115	178
25ND6.5/21	71152	176	CCKHDL	79225	73	CLFR1360/54.4-12	A1636	178	CLN900/36-12S	79387	178
25NP6.5/21	71163	176	CCKHDL	79225	99	CLFR1360/54.4-12S	79413	178	CLSFG-212	77144	29
6NLD3.3/11	71077	176	CCKHDL	79225	103	CLFR1520/60.8-12	71009	178	CLSFG-218	77145	29
6WLD3.3/11	71076	176	CCKHDL	79225	131	CLFR1520/60.8-12S	79415	178	CLSFG-224	77146	29
ABU	76788	112	CCKHDR	79229	73	CLFR1800/72-12	71079	178	CLSFG-230	77147	29
ABU	76788	113	CCKHDR	79229	99	CLFR1800/72-12S	79418	178	CLSFG-236	77148	29
AWTA	75907	45	CCKHDR	79229	103	CLFR2100/84-12	71082	178	CLSFG-242	77149	29
AWTA	75907	53	CCKHDR	79229	131	CLFR2100/84-12S	79421	178	CLSFG-248	77150	29
AWTA	75907	58	CCKHDS	79233	73	CLFR460/18.4-12	71118	178	CLSFG-254	77151	29
AWTB	75905	45	CCKHDS	79233	99	CLFR460/18.4-12S	79406	178	CLSFG-260	77152	29
AWTB	75905	53	CCKHDS	79233	103	CLFR600/24-12	71119	178	CLSFG-818	77153	29
AWTB	75905	58	CCKHDS	79233	131	CLFR600/24-12S	79407	178	CLSFG-824	77154	29
AWTHK	75909	45	CCKL	79224	73	CLFR760/30.4-12	71120	178	CLSFG-830	77155	29
AWTHK	75909	53	CCKL	79224	80	CLFR760/30.4-12S	79408	178	CLSFG-836	77156	29
AWTHK	75909	58	CCKL	79224	83	CLFR900/36-12	71122	178	CLSFG-842	77157	29
AWTMB	75906	45	CCKL	79224	131	CLFR900/36-12S	79410	178	CLSFG-848	77158	29
AWTMB	75906	53	CCKR	79228	73	CLMFR1050/42-15	61312	177	CLSFG-854	77159	29
AWTMB	75906	58	CCKR	79228	80	CLMFR1050/42-15S	62067	177	CLSFG-860	77160	29
AWTNCB	76069	45	CCKR	79228	83	CLMFR1200/48-15	61313	177	CPB	76692	121
AWTNCB	76069	53	CCKR	79228	131	CLMFR1200/48-15S	62068	177	CRB10	75628	15
AWTNCB	76069	58	CCKTS	79232	73	CLMFR1350/54-15	61314	177	CRB10	75628	21
CART2-120/3000	77912	99	CCKTS	79232	80	CLMFR1350/54-15S	62069	177	CRB10	75628	35
CART2-120/3000	77912	103	CCKTS	79232	83	CLMFR1500/60-15	61315	177	CRB10	75628	134
CART2-120/3000	77912	107	CCKTS	79232	131	CLMFR1500/60-15S	62070	177	CRB16	75629	15
CART-24/600	77900	99	CCMK	78919	73	CLMFR1800/72-15	61316	177	CRB16	75629	21
CART-24/600	77900	103	CCMK	78919	80	CLMFR1800/72-15S	62071	177	CRB16	75629	35
CART-24/600	77900	107	CCMK	78919	83	CLMFR2100/84-15	61317	177	CRB16	75629	134
CART2-60/1500	77908	99	CCMK	78919	131	CLMFR2100/84-15S	62072	177	CRB22	75630	15
CART2-60/1500	77908	103	CCMKHD	78920	73	CLMFR450/18-15	61308	177	CRB22	75630	21
CART2-60/1500	77908	107	CCMKHD	78920	99	CLMFR450/18-15S	62063	177	CRB22	75630	35
CART2-72/1800	77909	99	CCMKHD	78920	103	CLMFR600/24-15	61309	177	CRB22	75630	134
CART2-72/1800	77909	103	CCMKHD	78920	131	CLMFR600/24-15S	62064	177	CRB28	75631	15
CART2-72/1800	77909	107	CDS18	76684	121	CLMFR750/30-15	61310	177	CRB28	75631	21
CART2-84/2100	77910	99	CDS24	76685	121	CLMFR750/30-15S	62065	177	CRB28	75631	35
CART2-84/2100	77910	103	CDS30	76686	121	CLMFR900/36-15	61311	177	CRB28	75631	134
CART2-84/2100	77910	107	CDS36	76687	121	CLMFR900/36-15S	62066	177	CRB34	75632	15
CART2-96/2400	77911	99	CDS42	76688	121	CLMN1050/42-15	61298	177	CRB34	75632	21
CART2-96/2400	77911	103	CDS48	76689	121	CLMN1050/42-15S	62056	177	CRB34	75632	35
CART2-96/2400	77911	107	CDS54	76690	121	CLMN1200/48-15	61299	177	CRB34	75632	134
CART-30/750	77901	99	CDS60	76691	121	CLMN1200/48-15S	62057	177	CRB40	75633	15
CART-30/750	77901	103	CDWB24	75884	114	CLMN1350/54-15	61300	177	CRB40	75633	21
CART-30/750	77901	107	CDWB30	75885	114	CLMN1350/54-15S	62058	177	CRB40	75633	35
CART-36/900	77902	99	CDWB36	75886	114	CLMN1500/60-15	61301	177	CRB40	75633	134
CART-36/900	77902	103	CDWB42	75887	114	CLMN1500/60-15S	62059	177	CRB46	75634	15
CART-36/900	77902	107	CDWB48	75888	114	CLMN1800/72-15	61302	177	CRB46	75634	21
CART-42/1050	77903	99	CDWB54	75889	114	CLMN1800/72-15S	62060	177	CRB46	75634	35
CART-42/1050	77903	103	CDWB60	75890	114	CLMN2100/84-15	61303	177	CRB46	75634	134
CART-42/1050	77903	107	CDWB72	75891	114	CLMN2100/84-15S	62061	177	CRB52	75635	15
CART-48/1200	77904	99	CDWB84	76942	114	CLMN450/18-15	61294	177	CRB52	75635	21
CART-48/1200	77904	103	CDWB96	79062	114	CLMN450/18-15S	62052	177	CRB52	75635	35

Index by Ordering Number

ORDERING NUMBER	ITEM CODE	PAGE	ORDERING NUMBER	ITEM CODE	PAGE	ORDERING NUMBER	ITEM CODE	PAGE	ORDERING NUMBER	ITEM CODE	PAGE
CRB52	75635	134	CRB-LS34	77092	26	CSTAK	77031	107	DRXL-54-420	76821	157
CRB58	75636	15	CRB-LS34	77092	30	CSTBK	77037	107	DRXL-54-435	76837	157
CRB58	75636	21	CRB-LS34HT	77555	26	CSTHDMK	77871	107	DRXL-54-520	76829	157
CRB58	75636	35	CRB-LS34HT	77555	30	CSTHDPM	77869	107	DRXL-54-535	76845	157
CRB58	75636	134	CRB-LS34W	77101	26	CTS-B	77744	107	DRXL-60-420	76822	157
CRB64	75775	15	CRB-LS34W	77101	30	CTS-B-S/S	78387	32	DRXL-60-435	76838	157
CRB64	75775	21	CRB-LS40	77093	26	CTS-G	77745	107	DRXL-60-520	76830	157
CRB64	75775	35	CRB-LS40	77093	30	CTS-S	77743	107	DRXL-60-535	76846	157
CRB70	75773	15	CRB-LS40HT	77556	26	CTS-W	77742	107	DRXL-72-420	76823	157
CRB70	75773	21	CRB-LS40HT	77556	30	DRXD-42-520	76912	160	DRXL-72-435	76839	157
CRB70	75773	35	CRB-LS40W	77102	26	DRXD-42-535	76919	160	DRXL-72-520	76831	157
CRB70	75773	134	CRB-LS40W	77102	30	DRXD-48-520	76913	160	DRXL-72-535	76847	157
CRB76	76940	15	CRB-LS46	77094	26	DRXD-48-535	76920	160	DRXM-24-420	76848	158
CRB76	76940	21	CRB-LS46	77094	30	DRXD-54-520	76914	160	DRXM-24-435	76864	158
CRB76	76940	35	CRB-LS46HT	77557	26	DRXD-54-535	76921	160	DRXM-24-520	76856	158
CRB82	76941	15	CRB-LS46HT	77557	30	DRXD-60-520	76915	160	DRXM-24-535	76872	158
CRB82	76941	21	CRB-LS46W	77103	26	DRXD-60-535	76922	160	DRXM-30-420	76849	158
CRB82	76941	35	CRB-LS46W	77103	30	DRXD-72-520	76916	160	DRXM-30-435	76865	158
CRB-HT10	76593	15	CRB-LS52	77095	26	DRXD-72-535	76923	160	DRXM-30-520	76857	158
CRB-HT10	76593	21	CRB-LS52	77095	30	DRXD-84-520	76917	160	DRXM-30-535	76873	158
CRB-HT10	76593	35	CRB-LS52HT	77558	26	DRXD-84-535	76924	160	DRXM-36-420	76850	158
CRB-HT16	76594	15	CRB-LS52HT	77558	30	DRXD-96-520	76918	160	DRXM-36-435	76866	158
CRB-HT16	76594	21	CRB-LS52W	77104	26	DRXD-96-535	76925	160	DRXM-36-520	76858	158
CRB-HT16	76594	35	CRB-LS52W	77104	30	DRXH-24-420	76880	159	DRXM-36-535	76874	158
CRB-HT22	76595	15	CRB-LS58	77096	26	DRXH-24-435	76896	159	DRXM-42-420	76851	158
CRB-HT22	76595	21	CRB-LS58	77096	30	DRXH-24-520	76888	159	DRXM-42-435	76867	158
CRB-HT22	76595	35	CRB-LS58HT	77559	26	DRXH-24-535	76904	159	DRXM-42-520	76859	158
CRB-HT28	76596	15	CRB-LS58HT	77559	30	DRXH-30-420	76881	159	DRXM-42-535	76875	158
CRB-HT28	76596	21	CRB-LS58W	77105	26	DRXH-30-435	76897	159	DRXM-48-420	76852	158
CRB-HT28	76596	35	CRB-LS58W	77105	30	DRXH-30-520	76889	159	DRXM-48-435	76868	158
CRB-HT34	76597	15	CRB-W10	78471	15	DRXH-30-535	76905	159	DRXM-48-520	76860	158
CRB-HT34	76597	21	CRB-W10	78471	21	DRXH-36-420	76882	159	DRXM-48-535	76876	158
CRB-HT34	76597	35	CRB-W10	78471	35	DRXH-36-435	76898	159	DRXM-54-420	76853	158
CRB-HT40	76598	15	CRB-W16	78472	15	DRXH-36-520	76890	159	DRXM-54-435	76869	158
CRB-HT40	76598	21	CRB-W16	78472	21	DRXH-36-535	76906	159	DRXM-54-520	76861	158
CRB-HT40	76598	35	CRB-W16	78472	35	DRXH-42-420	76883	159	DRXM-54-535	76877	158
CRB-HT46	76599	15	CRB-W22	78473	15	DRXH-42-435	76899	159	DRXM-60-420	76854	158
CRB-HT46	76599	21	CRB-W22	78473	21	DRXH-42-520	76891	159	DRXM-60-435	76870	158
CRB-HT46	76599	35	CRB-W22	78473	35	DRXH-42-535	76907	159	DRXM-60-520	76862	158
CRB-HT52	76600	15	CRB-W28	78474	15	DRXH-48-420	76884	159	DRXM-60-535	76878	158
CRB-HT52	76600	21	CRB-W28	78474	21	DRXH-48-435	76900	159	DRXM-72-420	76855	158
CRB-HT52	76600	35	CRB-W28	78474	35	DRXH-48-520	76892	159	DRXM-72-435	76871	158
CRB-HT58	76601	15	CRB-W34	78475	15	DRXH-48-535	76908	159	DRXM-72-520	76863	158
CRB-HT58	76601	21	CRB-W34	78475	21	DRXH-54-420	76885	159	DRXM-72-535	76879	158
CRB-HT58	76601	35	CRB-W34	78475	35	DRXH-54-435	76901	159	DWP-72	75883	117
CRB-HT64	76602	15	CRB-W40	78476	15	DRXH-54-520	76893	159	DWP-84	76815	117
CRB-HT64	76602	21	CRB-W40	78476	21	DRXH-54-535	76909	159	DWP-96	79060	117
CRB-HT64	76602	35	CRB-W40	78476	35	DRXH-60-420	76886	159	EBC1	30001	175
CRB-HT70	76603	15	CRB-W46	78477	15	DRXH-60-435	76902	159	EBC1-B	30003	175
CRB-HT70	76603	21	CRB-W46	78477	21	DRXH-60-520	76894	159	EBC1-DR	30005	175
CRB-HT70	76603	35	CRB-W46	78477	35	DRXH-60-535	76910	159	EBC2	30002	175
CRB-LS10	77088	26	CRB-W52	78478	15	DRXH-72-420	76887	159	EBC2-B	30004	175
CRB-LS10	77088	30	CRB-W52	78478	21	DRXH-72-435	76903	159	EBC2-DR	30006	175
CRB-LS10HT	77551	26	CRB-W52	78478	35	DRXH-72-520	76895	159	EBC-EB	30007	175
CRB-LS10HT	77551	30	CRB-W58	78479	15	DRXH-72-535	76911	159	EBC-H	30008	175
CRB-LS10W	77097	26	CRB-W58	78479	21	DRXL-24-420	76816	157	ELT	74774	129
CRB-LS10W	77097	30	CRB-W58	78479	35	DRXL-24-435	76832	157	ERR24	76010	127
CRB-LS16	77089	26	CRB-W64	78480	15	DRXL-24-520	76824	157	ERR30	76011	127
CRB-LS16	77089	30	CRB-W64	78480	21	DRXL-24-535	76840	157	ERR36	76012	127
CRB-LS16HT	77552	26	CRB-W64	78480	35	DRXL-30-420	76817	157	ERR42	76013	127
CRB-LS16HT	77552	30	CRB-W70	78481	15	DRXL-30-435	76833	157	ERR48	76014	127
CRB-LS16W	77098	26	CRB-W70	78481	21	DRXL-30-520	76825	157	ERR54	76015	127
CRB-LS16W	77098	30	CRB-W70	78481	35	DRXL-30-535	76841	157	ERR60	76016	127
CRB-LS22	77090	26	CRD18	76676	121	DRXL-36-420	76818	157	ESBK-B	76411	18
CRB-LS22	77090	30	CRD24	76677	121	DRXL-36-435	76834	157	ESBK-PS	76410	18
CRB-LS22HT	77553	26	CRD30	76678	121	DRXL-36-520	76826	157	ESBK-PS	76410	112
CRB-LS22HT	77553	30	CRD36	76679	121	DRXL-36-535	76842	157	ESPBK	76408	18
CRB-LS22W	77099	26	CRD42	76680	121	DRXL-42-420	76819	157	ESPRK	76409	18
CRB-LS22W	77099	30	CRD48	76681	121	DRXL-42-435	76835	157	ESPRK	76409	112
CRB-LS28	77091	26	CRD54	76682	121	DRXL-42-520	76827	157	ESPSBK	76407	18
CRB-LS28	77091	30	CRD60	76683	121	DRXL-42-535	76843	157	ESS-B	76413	18
CRB-LS28HT	77554	26	CST1HD-B	77874	107	DRXL-48-420	76820	157	ESS-S	76412	18
CRB-LS28HT	77554	30	CST1HD-G	77875	107	DRXL-48-435	76836	157	ESS-S	76412	112
CRB-LS28W	77100	26	CST1HD-S	77873	107	DRXL-48-520	76828	157	ESTAK-EST	76406	18
CRB-LS28W	77100	30	CST1HD-W	77872	107	DRXL-48-535	76844	157	ESTAK-EST	76406	112

GOODYEAR
GOODYEARBELTING.COM

Call Toll Free: 1-866-711-4673
International: +1-727-342-5086

We Ship
World Wide

Index by Ordering Number

ORDERING NUMBER	ITEM CODE	PAGE	ORDERING NUMBER	ITEM CODE	PAGE	ORDERING NUMBER	ITEM CODE	PAGE	ORDERING NUMBER	ITEM CODE	PAGE
ESTAK-EST-S/S	78849	23	EZIB24-4L	78887	152	EZP1P18	75620	19	EZP-LS860	77143	24
EST-B	76405	18	EZIB24-4M	78903	154	EZP1P18-S/S	78813	23	EZPTBT	77384	19
EST-G-S/S	78810	23	EZIB24-5L	78895	152	EZP1P24	75621	18	EZPTBTHD	77385	19
EST-P	76403	18	EZIB24-5M	78911	154	EZP1P24	75621	19	EZPTCK	78508	19
EST-P-S/S	78808	23	EZIB30-4L	78888	152	EZP1P24-S/S	78814	23	EZPTCKHD	78509	19
EST-S	76404	18	EZIB30-4M	78904	154	EZP1P30	75622	18	EZPTMPK	78507	19
EST-W-S/S	78809	23	EZIB30-5L	78896	152	EZP1P30	75622	19	EZPTSK	78511	19
EZAI-24	79000	148	EZIB30-5M	78912	154	EZP1P30-S/S	78815	23	EZPTSKHD	78512	19
EZAI-24I	79091	150	EZIB36-4L	78889	152	EZP1P36	75623	18	EZPTSR	78510	19
EZAI-30	79001	148	EZIB36-4M	78905	154	EZP1P36	75623	19	EZRMK	78952	149
EZAI-30I	79092	150	EZIB36-5L	78897	152	EZP1P36-S/S	78816	23	EZS2-18	75643	70
EZAI-36	79002	148	EZIB36-5M	78913	154	EZP1P42	75624	18	EZS2-24	75644	70
EZAI-36I	79093	150	EZIB42-4L	78890	152	EZP1P42	75624	19	EZS2-30	75645	70
EZAI-42	79003	148	EZIB42-4M	78906	154	EZP1P42-S/S	78817	23	EZS2-36	75646	70
EZAI-42I	79094	150	EZIB42-5L	78898	152	EZP1P48	75625	18	EZS2-42	75647	70
EZAI-48	79004	148	EZIB42-5M	78914	154	EZP1P48	75625	19	EZS2-48	75648	70
EZAI-48I	79095	150	EZIB48-4L	78891	152	EZP1P48-S/S	78818	23	EZS2-54	75649	70
EZAI-54	79005	148	EZIB48-4M	78907	154	EZP1P54	75626	18	EZS2-60	75650	70
EZAI-54I	79096	150	EZIB48-5L	78899	152	EZP1P54	75626	19	EZS2-72	75651	70
EZAI-60	79006	148	EZIB48-5M	78915	154	EZP1P54-S/S	78819	23	EZS2MBK	75666	73
EZAI-60I	79097	150	EZIB54-4L	78892	152	EZP1P60	75627	18	EZS2MBK	75666	80
EZAI-72	79007	148	EZIB54-4M	78908	154	EZP1P60	75627	19	EZS2MBK	75666	83
EZAI-72I	79098	150	EZIB54-5L	78900	152	EZP1P60-S/S	78820	23	EZS2MBK	75666	99
EZBMK-24	78944	153	EZIB54-5M	78916	154	EZP1P72	75772	18	EZS2MBK	75666	103
EZBMK-24I	78944	155	EZIB60-4L	78893	152	EZP1P72	75772	19	EZS2MBK	75666	121
EZBMK-30	78945	153	EZIB60-4M	78909	154	EZP1P72-S/S	78821	23	EZS2MBK	75666	131
EZBMK-30I	78945	155	EZIB60-5L	78901	152	EZP1PL	75641	18	EZS2P18	75652	73
EZBMK-36	78946	153	EZIB60-5M	78917	154	EZP1PL	75641	19	EZS2P18	75652	131
EZBMK-36I	78946	155	EZIB72-4L	78894	152	EZP1PL	75641	112	EZS2P24	75653	73
EZBMK-42	78947	153	EZIB72-4M	78910	154	EZP1PL	75641	130	EZS2P24	75653	131
EZBMK-42I	78947	155	EZIB72-5L	78902	152	EZP1PL-S/S	78848	23	EZS2P30	75654	73
EZBMK-48	78948	153	EZIB72-5M	78918	154	EZP1T-212	78488	12	EZS2P30	75654	131
EZBMK-48I	78948	155	EZIRMK	79318	151	EZP1T-218	78489	12	EZS2P36	75655	73
EZBMK-54	78949	153	EZP1-212	75610	11	EZP1T-224	78490	12	EZS2P36	75655	131
EZBMK-54I	78949	155	EZP1-212W	78934	14	EZP1T-230	78491	12	EZS2P42	75656	73
EZBMK-60	78950	153	EZP1-218	75611	11	EZP1T-236	78492	12	EZS2P42	75656	131
EZBMK-60I	78950	155	EZP1-218W	78935	14	EZP1T-242	78493	12	EZS2P48	75657	73
EZBMK-72	78951	153	EZP1-224	75612	11	EZP1T-248	78494	12	EZS2P48	75657	131
EZBMK-72I	78951	155	EZP1-224W	78936	14	EZP1T-254	78495	12	EZS2P54	75658	73
EZBS-L4	78953	151	EZP1-230	75613	11	EZP1T-260	78496	12	EZS2P54	75658	131
EZBS-L4I	78953	153	EZP1-230W	78937	14	EZP1T-272	78497	12	EZS2P60	75659	73
EZBS-L5	78954	151	EZP1-236	75614	11	EZP1T-818	78498	12	EZS2P60	75659	131
EZBS-L5I	78954	153	EZP1-236W	78938	14	EZP1T-824	78499	12	EZS2P72	75660	73
EZCSK-24	78978	149	EZP1-242	75615	11	EZP1T-830	78500	12	EZS2P72	75660	131
EZCSK-24I	78978	151	EZP1-242W	78939	14	EZP1T-836	78501	12	EZSB24-4C	78855	148
EZCSK-24	78978	153	EZP1-248	75616	11	EZP1T-842	78502	12	EZSB24-4I	78871	150
EZCSK-24I	78978	155	EZP1-248W	78940	14	EZP1T-848	78503	12	EZSB24-5C	78863	148
EZCSK-30	78979	149	EZP1-254	75617	11	EZP1T-854	78504	12	EZSB24-5I	78879	150
EZCSK-30I	78979	151	EZP1-254W	78941	14	EZP1T-860	78505	12	EZSB30-4C	78856	148
EZCSK-30	78979	153	EZP1-260	75618	11	EZP1T-872	78506	12	EZSB30-4I	78872	150
EZCSK-30I	78979	155	EZP1-260W	78942	14	EZP-LS212	77127	24	EZSB30-5C	78864	148
EZCSK-36	78980	149	EZP1-272	75771	11	EZP-LS212HT	77746	25	EZSB30-5I	78880	150
EZCSK-36I	78980	151	EZP1-272W	78943	14	EZP-LS218	77128	24	EZSB36-4C	78857	148
EZCSK-36	78980	153	EZP1-818	75779	11	EZP-LS218HT	77747	25	EZSB36-4I	78873	150
EZCSK-36I	78980	155	EZP1-824	75780	11	EZP-LS224	77129	24	EZSB36-5C	78865	148
EZCSK-42	78981	149	EZP1-830	75781	11	EZP-LS224HT	77748	25	EZSB36-5I	78881	150
EZCSK-42I	78981	151	EZP1-836	75782	11	EZP-LS230	77130	24	EZSB42-4C	78858	148
EZCSK-42	78981	153	EZP1-842	75783	11	EZP-LS230HT	77749	25	EZSB42-4I	78874	150
EZCSK-42I	78981	155	EZP1-848	75784	11	EZP-LS236	77131	24	EZSB42-5C	78866	148
EZCSK-48	78982	149	EZP1-854	75785	11	EZP-LS236HT	77750	25	EZSB42-5I	78882	150
EZCSK-48I	78982	151	EZP1-860	75786	11	EZP-LS242	77132	24	EZSB48-4C	78859	148
EZCSK-48	78982	153	EZP1-872	75774	11	EZP-LS242HT	77751	25	EZSB48-4I	78875	150
EZCSK-48I	78982	155	EZP1BP	75642	18	EZP-LS248	77133	24	EZSB48-5C	78867	148
EZCSK-54	78983	149	EZP1BP	75642	19	EZP-LS248HT	77752	25	EZSB48-5I	78883	150
EZCSK-54I	78983	151	EZP1BP	75642	134	EZP-LS254	77134	24	EZSB54-4C	78860	148
EZCSK-54	78983	153	EZP1BP	75642	137	EZP-LS254HT	77753	25	EZSB54-4I	78876	150
EZCSK-54I	78983	155	EZP1BP	75642	138	EZP-LS260	77135	24	EZSB54-5C	78868	148
EZCSK-60	78984	149	EZP1MPK	75637	18	EZP-LS260HT	77754	25	EZSB54-5I	78884	150
EZCSK-60I	78984	151	EZP1MPK-S/S	78923	23	EZP-LS818	77136	24	EZSB60-4C	78861	148
EZCSK-60	78984	153	EZP10TK1	76418	18	EZP-LS824	77137	24	EZSB60-4I	78877	150
EZCSK-60I	78984	155	EZP10TK2	76419	18	EZP-LS830	77138	24	EZSB60-5C	78869	148
EZCSK-72	78985	149	EZP1P12	75619	18	EZP-LS836	77139	24	EZSB60-5I	78885	150
EZCSK-72I	78985	151	EZP1P12	75619	19	EZP-LS842	77140	24	EZSB72-4C	78862	148
EZCSK-72	78985	153	EZP1P12-S/S	78812	23	EZP-LS848	77141	24	EZSB72-4I	78878	150
EZCSK-72I	78985	155	EZP1P18	75620	18	EZP-LS854	77142	24	EZSB72-5C	78870	148

GOODYEAR
GOODYEARBELTING.COM

Call Toll Free: 1-866-711-4673
International: +1-727-342-5086

We Ship
World Wide

Index by Ordering Number

ORDERING NUMBER	ITEM CODE	PAGE	ORDERING NUMBER	ITEM CODE	PAGE	ORDERING NUMBER	ITEM CODE	PAGE	ORDERING NUMBER	ITEM CODE	PAGE
EZSB72-51	78886	150	H2P48	79363	61	HSA8L	73063	130	HV2-36L	79335	59
EZWPK-24	78970	149	H2P54	79364	61	HSA8LL	73064	64	HV2-36M	79334	59
EZWPK-24	78970	151	H2P60	79365	61	HSA8LL	73064	66	HV2-36S	79333	59
EZWPK-24	78970	153	H2P72	79366	61	HSA8LL	73064	68	HV2-36SS	79332	59
EZWPK-24	78970	155	H2RC	79374	61	HSA8LL	73064	130	HV2-42L	79339	59
EZWPK-30	78971	149	H2SA6L	79372	59	HSA8M	73049	64	HV2-42LL	79340	59
EZWPK-30	78971	151	H2SA6L	79372	61	HSA8M	73049	66	HV2-42M	79338	59
EZWPK-30	78971	153	H2SA6LL	79373	59	HSA8M	73049	68	HV2-42S	79337	59
EZWPK-30	78971	155	H2SA6LL	79373	61	HSA8M	73049	69	HV2-42SS	79336	59
EZWPK-36	78972	149	H2SA6M	79371	59	HSA8M	73049	130	HV2-48L	79344	59
EZWPK-36	78972	151	H2SA6M	79371	61	HSA8S	73048	64	HV2-48LL	79345	59
EZWPK-36	78972	153	H2SA6S	79370	59	HSA8S	73048	66	HV2-48M	79343	59
EZWPK-36	78972	155	H2SA6S	79370	61	HSA8S	73048	69	HV2-48S	79342	59
EZWPK-42	78973	149	H2SA6SS	79369	59	HSA8S	73048	130	HV2-48SS	79341	59
EZWPK-42	78973	151	H2SA6SS	79369	61	HSA8S	73048	68	HV-24M	76193	64
EZWPK-42	78973	153	H78P18	76110	68	HSA8SS	73047	64	HV-24S	76192	64
EZWPK-42	78973	155	H78P24	76111	68	HSA8SS	73047	66	HV-24SS	76102	64
EZWPK-48	78974	149	H78P30	76112	68	HSA8SS	73047	68	HV2-54L	79348	59
EZWPK-48	78974	151	H78P36	76113	68	HSA8SS	73047	69	HV2-54LL	79349	59
EZWPK-48	78974	153	H78P42	76114	68	HSA8SS	73047	130	HV2-54M	79347	59
EZWPK-48	78974	155	H78P48	76115	68	HSA8SSS	75565	130	HV2-54S	79346	59
EZWPK-54	78975	149	H78P54	76116	68	HSSCS	74772	68	HV2-60L	79352	59
EZWPK-54	78975	151	H78P60	76117	68	HSSCS	74772	130	HV2-60LL	79353	59
EZWPK-54	78975	153	H78P72	76118	68	HSSTS	74771	68	HV2-60M	79351	59
EZWPK-54	78975	155	HAR-K	78786	18	HSSTS	74771	130	HV2-60S	79350	59
EZWPK-60	78976	149	HAR-K	78786	130	HTF212	76658	13	HV2-72L	79356	59
EZWPK-60	78976	151	HARK-S/S	77364	113	HTF218	76659	13	HV2-72LL	79357	59
EZWPK-60	78976	153	HBTK	74776	130	HTF224	76660	13	HV2-72M	79355	59
EZWPK-60	78976	155	HDARK	74550	130	HTF230	76661	13	HV2-72S	79354	59
EZWPK-72	78977	149	HDARK-S/S	77331	113	HTF236	76662	13	HV2PT	79368	59
EZWPK-72	78977	151	HDR24	79010	128	HTF242	76663	13	HV2PT	79368	61
EZWPK-72	78977	153	HDR30	79011	128	HTF248	76664	13	HV2SSTS	79375	61
EZWPK-72	78977	155	HDR36	79012	128	HTF254	76665	13	HV2T-S/S	79367	59
FFCK	75661	73	HDR42	79013	128	HTF260	76666	13	HV2T-S/S	79367	61
FL-ACT	70186	179	HDR48	79014	128	HTF272	76667	13	HV-30M	76195	64
FL-ADH-0.8	75017	179	HDR54	79015	128	HTS18	76085	71	HV-30S	76194	64
FLCK	77729	174	HDR60	79016	128	HTS24	76086	71	HV-30SS	76103	64
FLCP	76479	174	HDRBK	79009	128	HTS30	76087	71	HV-36L	76198	64
FL-CP-I	71141	172	HDRBK-HD	79072	128	HTS36	76088	71	HV-36M	76197	64
FL-CP-I	71141	172	HDRGEK	79236	128	HTS42	76089	71	HV-36S	76196	64
FL-CP-ISS	71164	172	HDRR24	79019	128	HTS48	76090	71	HV-36SS	76104	64
FLELK-XL	76986	174	HDRR30	79020	128	HTS54	76091	71	HV-42L	76252	64
FLEL-L	76473	174	HDRR36	79021	128	HTS60	76092	71	HV-42LL	76253	64
FLEL-M	76472	174	HDRR42	79022	128	HTS72	76093	71	HV-42M	76251	64
FLELP	76474	174	HDRR48	79023	128	HTSCK	76094	71	HV-42S	76199	64
FL-L	76470	174	HDRR54	79024	128	HTSCK	76094	73	HV-42SS	76105	64
FL-M	76469	174	HDRR60	79025	128	HTTS	74141	129	HV-48L	76256	64
FLM-PC	71140	172	HDRRS72*	79026	128	HTTS-HT	79068	69	HV-48LL	76257	64
FL-PC-I	71057	172	HDRRS84*	79027	128	HTV18S	74828	69	HV-48M	76255	64
FL-PC-ISS	71168	172	HDRS72*	79017	128	HTV18SS	74821	69	HV-48S	76254	64
FL-PKIT-ML	77250	174	HDRS84*	79018	128	HTV24S	74829	69	HV-48SS	76106	64
FL-PKIT-XL	77251	174	HDS	74502	18	HTV24SS	74822	69	HV-54L	76259	64
FL-PR-0.75	70189	179	HDS	74502	112	HTV30S	74830	69	HV-54LL	76260	64
FL-RBI	71060	172	HDS	74502	130	HTV30SS	74823	69	HV-54M	76258	64
FL-RBI	71060	172	HDS-S/S	75586	113	HTV36M	74838	69	HV-54S	76107	64
FLRLB-L	76481	174	HFC2	75901	68	HTV36S	74831	69	HV-60L	76262	64
FLRLB-M	76482	174	HFC2	75901	130	HTV36SS	74824	69	HV-60LL	76263	64
FLRP	76478	174	HFC2SS	77043	68	HTV42M	74839	69	HV-60M	76261	64
FL-RPI	71058	172	H-MK1	78987	130	HTV42S	74832	69	HV-60S	76108	64
FL-RPI	71058	172	H-MK2	78801	130	HTV42SS	74825	69	HV-72L	76265	64
FLSC-I	71052	172	HOBK	76399	61	HTV48M	74840	69	HV-72LL	76266	64
FLSC-I-BULK	71054	172	HOBK	76399	68	HTV48S	74833	69	HV-72M	76264	64
FLSC-ISS	75778	172	HP-18	78990	130	HTV48SS	74826	69	HV-72S	76109	64
FLSCM-I	71055	172	HP-24	78991	130	HV-18M	76191	64	HVP-18L	76268	66
FLSCM-I-BULK	71100	172	HP-30	78992	130	HV-18S	76190	64	HVP-18M	76267	66
FLTW-L	76477	174	HP-36	78993	130	HV-18SS	76101	64	HVP-18S	76124	66
FLTW-M	76476	174	HP-42	78994	130	HV2-18M	79325	59	HVP-24L	76270	66
FLTW-XL	76985	174	HP-48	78995	130	HV2-18S	79324	59	HVP-24M	76269	66
FLVRL-XL	76984	174	HP-54	78996	130	HV2-18SS	79323	59	HVP-24S	76125	66
FL-XL	76983	174	HP-60	78997	130	HV2-24M	79328	59	HVP-30L	76272	66
H2P18	79358	61	HP-72	78998	130	HV2-24S	79327	59	HVP-30M	76271	66
H2P24	79359	61	HPS8	73050	130	HV2-24SS	79326	59	HVP-30S	76126	66
H2P30	79360	61	HSA8L	73063	64	HV2-30M	79331	59	HVP-36L	76274	66
H2P36	79361	61	HSA8L	73063	66	HV2-30S	79330	59	HVP-36M	76273	66
H2P42	79362	61	HSA8L	73063	68	HV2-30SS	79329	59	HVP-36S	76127	66

GOODYEAR
GOODYEARBELTING.COM

Call Toll Free: 1-866-711-4673
International: +1-727-342-5086

**We Ship
World Wide**

Index by Ordering Number

ORDERING NUMBER	ITEM CODE	PAGE	ORDERING NUMBER	ITEM CODE	PAGE	ORDERING NUMBER	ITEM CODE	PAGE	ORDERING NUMBER	ITEM CODE	PAGE
HVP-42L	76276	66	HXF8S	74689	62	INDR-1218	79304	124	MBC-36	79497	118
HVP-42M	76275	66	HXF8S	74689	130	INDR-1218S	79308	124	MBC-42	79498	118
HVP-42S	76128	66	HXF8SS	74307	62	INDR-1824	79305	124	MBC-48	79499	118
HVP-48L	76278	66	HXF8SS	74307	130	INDR-1824S	79309	124	MBC-54	79500	118
HVP-48LL	76279	66	HXFC2	75902	68	INDR-2424	79306	124	MBC-60	79501	118
HVP-48M	76277	66	HXFC2	75902	130	INDR-2424S	79310	124	MBC-72	79502	118
HVP-48S	76129	66	HXFC2SS	77044	68	ISABK	76935	160	MBC-84	79503	118
HVP-54L	76281	66	IB4	76926	151	ISABK-LMH	77529	157	MBCB	79526	120
HVP-54LL	76282	66	IB4	76926	153	ISABK-LMH	77529	158	MBCBC	79525	120
HVP-54M	76280	66	IB4	76926	155	ISABK-LMH	77529	159	MBCBL	79532	120
HVP-54S	76130	66	IB4	76926	157	ISC	74534	131	MBCBM	79528	120
HVP-60L	76284	66	IB4	76926	158	LAGGING-TB	79080	179	MBCDBK	79536	118
HVP-60LL	76285	66	IB4	76926	159	LAGGING-TB2	79099	179	MBCDBK	79536	120
HVP-60M	76283	66	IB4-1U	76965	161	LS-BP	77114	28	MBCEC	79534	120
HVP-60S	76131	66	IB5	76927	151	LS-BP-S/S	77115	32	MBCM-1	79529	120
HVP-72L	76287	66	IB5	76927	153	LSHD30	30393	175	MBCM-2	79530	120
HVP-72LL	76288	66	IB5	76927	155	LSHD36	30394	175	MBCMCK	79524	120
HVP-72M	76286	66	IB5	76927	157	LSHD42	30395	175	MBCMCK	79533	120
HVP-72S	76132	66	IB5	76927	158	LSHD48	30396	175	MBCTA	79531	120
HVPT	73631	66	IB5	76927	159	LSHD54	30397	175	MBDS-18	79504	120
HVPT	73631	68	IB5	76927	160	LSHD60	30398	175	MBDS-24	79505	120
HVPT	73631	130	IB5-1U	76966	161	LSHD72	30399	175	MBDS-30	79506	120
HVT8-S/S	75419	64	IBBK	76928	149	LSHDB30-2	30418	175	MBDS-36	79507	120
HVT8-S/S	75419	68	IBBK	76928	151	LSHDB36-2	30414	175	MBDS-42	79508	120
HVT8-S/S	75419	69	IBBK	76928	153	LSHDB42-2	30421	175	MBDS-48	79509	120
HVT8-S/S	75419	130	IBBK	76928	155	LSHDB48-2	30423	175	MBDS-54	79510	120
HW-BC	74100	129	IBBK	76928	157	LSHDB54-2	30424	175	MBDS-60	79511	120
HW-IMPB	76939	161	IBBK	76928	158	LSHDB60-2	30430	175	MBDS-72	79512	120
HXF2-18M	76290	62	IBBK	76928	159	LSHDB72-2	30408	175	MBDS-84	79513	120
HXF2-18S	76289	62	IBBK	76928	160	LSHDCBS	30373	175	MBRD-18	79514	118
HXF2-18SS	76138	62	IBS-D5	77530	160	LSHDLP	30400	175	MBRD-18	79514	120
HXF2-24M	76292	62	IBS-H4	76933	159	LSHD-RPK	30390	175	MBRD-24	79515	118
HXF2-24S	76291	62	IBS-H5	76934	159	LSHDS	30392	175	MBRD-24	79515	120
HXF2-24SS	76139	62	IBS-L4	76929	157	LSP12	77070	28	MBRD-30	79516	118
HXF2-30M	76294	62	IBS-L5	76930	157	LSP12-S/S	77079	32	MBRD-30	79516	120
HXF2-30S	76293	62	IBS-M4	76931	155	LSP18	77071	28	MBRD-36	79517	118
HXF2-30SS	76140	62	IBS-M4	76931	158	LSP18-S/S	77080	32	MBRD-36	79517	120
HXF2-36L	76297	62	IBS-M5	76932	155	LSP24	77072	28	MBRD-42	79518	118
HXF2-36M	76296	62	IBS-M5	76932	158	LSP24-S/S	77081	32	MBRD-42	79518	120
HXF2-36S	76295	62	ICT6	74535	70	LSP30	77073	28	MBRD-48	79519	118
HXF2-36SS	76141	62	ICT6	74535	71	LSP30-S/S	77082	32	MBRD-48	79519	120
HXF2-42L	76300	62	ICT6	74535	73	LSP36	77074	28	MBRD-54	79520	118
HXF2-42M	76299	62	ICT6	74535	77	LSP36-S/S	77083	32	MBRD-54	79520	120
HXF2-42S	76298	62	ICT6	74535	78	LSP42	77075	28	MBRD-60	79521	118
HXF2-42SS	76142	62	ICT6	74535	80	LSP42-S/S	77084	32	MBRD-60	79521	120
HXF2-48L	76303	62	ICT6	74535	81	LSP48	77076	28	MBRD-72	79522	118
HXF2-48M	76302	62	ICT6	74535	83	LSP48-S/S	77085	32	MBRD-72	79522	120
HXF2-48S	76301	62	ICT6	74535	84	LSP54	77077	28	MBRD-84	79523	118
HXF2-48SS	76143	62	ICT6	74535	86	LSP54-S/S	77086	32	MBRD-84	79523	120
HXF2-54L	76306	62	ICT6	74535	87	LSP60	77078	28	MBCB	74925	170
HXF2-54M	76305	62	ICT6	74535	89	LSP60-S/S	77087	32	MBCB	76025	170
HXF2-54S	76304	62	ICT6	74535	93	LS-SPK	77365	28	MBCBKHD	76026	170
HXF2-54SS	76144	62	ICT6	74535	95	LS-SS	77118	28	MCRK	74923	170
HXF2-60L	76308	62	ICT6	74535	96	LS-SW	77117	28	MCS	74930	170
HXF2-60M	76307	62	ICT6	74535	99	LS-SW-S/S	78850	32	MCSHD	74931	170
HXF2-60S	76145	62	ICT6	74535	100	LST-B-S/S	77124	32	MCSK	74927	170
HXF2-72L	76310	62	ICT6	74535	103	LSTMPK	77366	28	MCSKHD	74928	170
HXF2-72M	76309	62	ICT6	74535	104	LSTMPK2-S/S	78462	32	MDWS-24	75868	114
HXF2-72S	76146	62	ICT6	74535	107	LSTMPK-S/S	78933	32	MDWS-24P	78745	114
HXF2-L	75982	62	ICT6	74535	131	LST-P	77121	28	MDWS-30	75869	114
HXF2-L	75982	68	ICT6-S/S	78700	95	LSTPB-RK	77367	28	MDWS-30P	78746	114
HXF2-L	75982	130	IDHINGE	79316	124	LST-S	77123	28	MDWS-36	75870	114
HXF2-M	75981	62	IDLATCH	79317	124	LST-TAK	77120	28	MDWS-36P	78747	114
HXF2-M	75981	68	IDSC-1212	79311	124	LST-W	77122	28	MDWS-42	75871	114
HXF2-M	75981	130	IDSC-1218	79312	124	LST-W-S/S	77125	32	MDWS-42P	78748	114
HXF2-S	75980	62	IDSC-1824	79313	124	LST-W-S/S-2	77126	32	MDWS-48	75872	114
HXF2-S	75980	68	IDSC-2424	79314	124	MAK	74918	170	MDWS-48P	78749	114
HXF2-S	75980	130	IDSEAL	79315	124	MAK2	79381	170	MDWS-54	75873	114
HXF2-SS	75979	62	IEA-42-60	76937	160	MAKHD	74919	170	MDWS-54P	78750	114
HXF2-SS	75979	68	IEA-72-96	76938	160	MAKHD2	79382	170	MDWS-60	75874	114
HXF2-SS	75979	130	IMK	76936	157	MAPEK	76024	122	MDWS-60P	78751	114
HXF8L	74691	62	IMK	76936	158	MBADE	79527	120	MDWS-72	75875	114
HXF8L	74691	130	IMK	76936	159	MBC-18	79494	118	MDWS-72P	78752	114
HXF8M	74690	62	INDR-1212	79303	124	MBC-24	79495	118	MDWS-84	76806	114
HXF8M	74690	130	INDR-1212S	79307	124	MBC-30	79496	118	MDWS-84P	78753	114

GOODYEAR
GOODYEARBELTING.COM

Call Toll Free: 1-866-711-4673
International: +1-727-342-5086

**We Ship
World Wide**

Index by Ordering Number

ORDERING NUMBER	ITEM CODE	PAGE	ORDERING NUMBER	ITEM CODE	PAGE	ORDERING NUMBER	ITEM CODE	PAGE	ORDERING NUMBER	ITEM CODE	PAGE
MDWS-96	79063	114	MHP-1836P	78618	48	MHS-24	75910	87	MHS-54V-ESAC	77858	104
MDWS-96P	79064	114	MHP-1842	78592	47	MHS-24-ESAC	77840	104	MHS-54V-MST	79448	88
MFASK	75531	170	MHP-1842P	78619	48	MHS-24P	78736	89	MHS-54V-S/S	77615	91
MFASKHD	79571	170	MHP-1848	78593	47	MHS-24R	76613	89	MHS-60	75916	87
MHCP-24P	78723	54	MHP-1848P	78620	48	MHS-24RMV	79625	88	MHS-60-2ESAC	77848	104
MHCP-24S	75929	54	MHP-1854	78594	47	MHS-24R-S/S	77640	91	MHS-60-ESAC	77846	104
MHCP-2BC24	76638	58	MHP-1854P	78621	48	MHS-24RV	76647	89	MHS-60P**	78742	89
MHCP-2BC30	76639	58	MHP-1860	78595	47	MHS-24RV-S/S	77649	91	MHS-60R	76619	89
MHCP-2BC36	76640	58	MHP-1860P	78622	48	MHS-24-S/S	77601	91	MHS-60RMV	79631	88
MHCP-2BC42	76641	58	MHP-1872	78596	47	MHS-24V	76170	87	MHS-60R-S/S	77646	91
MHCP-2BC48	76642	58	MHP-1872P	78623	48	MHS-24V-ESAC	77853	104	MHS-60RV	76653	89
MHCP-2BC54	76643	58	MHP-1884	78597	47	MHS-24V-MST	79443	88	MHS-60RV-S/S	77655	91
MHCP-2BC60	76644	58	MHP-1884P	78624	48	MHS-24V-S/S	77610	91	MHS-60-S/S	77607	91
MHCP-2BC72	76645	58	MHP-1896	78598	47	MHS-30	75911	87	MHS-60V	76176	87
MHCP-2BC84	76812	58	MHP-1896P	78625	48	MHS-30-ESAC	77841	104	MHS-60V-2ESAC	77861	104
MHCP-2BC96	78986	58	MHP-2442	78669	47	MHS-30P	78737	89	MHS-60V-ESAC	77859	104
MHCP-30P	78724	54	MHP-2442P	78676	48	MHS-30R	76614	89	MHS-60V-MST	79449	88
MHCP-30S	75930	54	MHP-2448	78670	47	MHS-30RMV	79626	88	MHS-60V-S/S	77616	91
MHCP-36P	78725	54	MHP-2448P	78677	48	MHS-30R-S/S	77641	91	MHS-72	75917	87
MHCP-36S	75931	54	MHP-2454	78671	47	MHS-30RV	76648	89	MHS-72-2ESAC	77849	104
MHCP-42P	78726	54	MHP-2454P	78678	48	MHS-30RV-S/S	77650	91	MHS-72-ESAC	77847	104
MHCP-42S	75932	54	MHP-2460	78672	47	MHS-30-S/S	77602	91	MHS-72P**	78743	89
MHCP-48P	78727	54	MHP-2460P	78679	48	MHS-30V	76171	87	MHS-72R	76620	89
MHCP-48S	75933	54	MHP-2472	78673	47	MHS-30V-ESAC	77854	104	MHS-72RMV	79632	88
MHCP-54P	78728	54	MHP-2472P	78680	48	MHS-30V-MST	79444	88	MHS-72R-S/S	77647	91
MHCP-54S	75934	54	MHP-2484	78674	47	MHS-30V-S/S	77611	91	MHS-72RV	76654	89
MHCP-60P	78729	54	MHP-2484P	78681	48	MHS-36	75912	87	MHS-72RV-S/S	77656	91
MHCP-60S	75935	54	MHP-2496	78675	47	MHS-36-ESAC	77842	104	MHS-72-S/S	77608	91
MHCP-72P	78730	54	MHP-2496P	78682	48	MHS-36P	78738	89	MHS-72V	76177	87
MHCP-72S	75936	54	MHP-624	77703	47	MHS-36R	76615	89	MHS-72V-2ESAC	77862	104
MHCP-84P	78731	54	MHP-624P	78599	48	MHS-36RMV	79627	88	MHS-72V-ESAC	77860	104
MHCP-84S	76800	54	MHP-630	77704	47	MHS-36R-S/S	77642	91	MHS-72V-MST	79450	88
MHCP-96P	78959	54	MHP-630P	78600	48	MHS-36RV	76649	89	MHS-72V-S/S	77617	91
MHCP-96S	78955	54	MHP-636	77705	47	MHS-36RV-S/S	77651	91	MHS-84	76803	87
MHCP-BCK24	75953	56	MHP-636P	78601	48	MHS-36-S/S	77603	91	MHS-84-2ESAC	77850	104
MHCP-BCK30	75954	56	MHP-642	77706	47	MHS-36V	76172	87	MHS-84P**	78744	89
MHCP-BCK36	75955	56	MHP-642P	78602	48	MHS-36V-ESAC	77855	104	MHS-84R	76621	89
MHCP-BCK42	75956	56	MHP-648	77707	47	MHS-36V-MST	79445	88	MHS-84R-S/S	77648	91
MHCP-BCK48	75957	56	MHP-648P	78603	48	MHS-36V-S/S	77612	91	MHS-84RV	76805	89
MHCP-BCK54	75958	56	MHP-654	77708	47	MHS-42	75913	87	MHS-84RV-S/S	77657	91
MHCP-BCK60	75959	56	MHP-654P	78604	48	MHS-42-ESAC	77843	104	MHS-84-S/S	77609	91
MHCP-BCK72	75960	56	MHP-660	77709	47	MHS-42P	78739	89	MHS-84V	76804	87
MHCP-BCK84	76810	56	MHP-660P	78605	48	MHS-42R	76616	89	MHS-84V-2ESAC	77863	104
MHCP-BCK96	78957	56	MHP-672	77710	47	MHS-42RMV	79628	88	MHS-84V-S/S	77618	91
MHCP-BPA24	75945	56	MHP-672P	78606	48	MHS-42R-S/S	77643	91	MHS-96	79043	87
MHCP-BPA30	75946	56	MHP-684	77711	47	MHS-42RV	76650	89	MHS-96-2ESAC	77851	104
MHCP-BPA36	75947	56	MHP-684P	78607	48	MHS-42RV-S/S	77652	91	MHS-96P**	79047	89
MHCP-BPA42	75948	56	MHP-696	77712	47	MHS-42-S/S	77604	91	MHS-96R	79045	89
MHCP-BPA48	75949	56	MHP-696P	78608	48	MHS-42V	76173	87	MHS-96R-S/S	79050	91
MHCP-BPA54	75950	56	MHPBPBK	77728	53	MHS-42V-ESAC	77856	104	MHS-96RV	79046	89
MHCP-BPA60	75951	56	MHP-CP24	75961	58	MHS-42V-MST	79446	88	MHS-96RV-S/S	79051	91
MHCP-BPA72	75952	56	MHP-CP30	75962	58	MHS-42V-S/S	77613	91	MHS-96-S/S	79048	91
MHCP-BPA84	76809	56	MHP-CP36	75963	58	MHS-48	75914	87	MHS-96V	79044	87
MHCP-BPA96	78956	56	MHP-CP42	75964	58	MHS-48-ESAC	77844	104	MHS-96V-2ESAC	77864	104
MHCP-BS	76394	58	MHP-CP48	75965	58	MHS-48P	78740	89	MHS-96V-S/S	79049	91
MHCP-CH	76393	58	MHP-CP54	75966	58	MHS-48R	76617	89	MHS-CARK2-C120/3000	77949	105
MHP-1230	77713	47	MHP-CP60	75967	58	MHS-48RMV	79629	88	MHS-CARK2-C60/1500	77945	105
MHP-1230P	78609	48	MHP-CP72	75968	58	MHS-48R-S/S	77644	91	MHS-CARK2-C72/1800	77946	105
MHP-1236	77714	47	MHP-CP84	76811	58	MHS-48RV	76651	89	MHS-CARK2-C84/2100	77947	105
MHP-1236P	78610	48	MHP-CP96	78958	58	MHS-48RV-S/S	77653	91	MHS-CARK2-C96/2400	77948	105
MHP-1242	77715	47	MHP-EP	76392	45	MHS-48-S/S	77605	91	MHS-CARK2-V120/3000	77954	105
MHP-1242P	78611	48	MHP-EP	76392	53	MHS-48V	76174	87	MHS-CARK2-V60/1500	77950	105
MHP-1248	77716	47	MHP-EP	76392	58	MHS-48V-ESAC	77857	104	MHS-CARK2-V72/1800	77951	105
MHP-1248P	78612	48	MHP-EP	76392	99	MHS-48V-MST	79447	88	MHS-CARK2-V84/2100	77952	105
MHP-1254	77717	47	MHP-EP	76392	103	MHS-48V-S/S	77614	91	MHS-CARK2-V96/2400	77953	105
MHP-1254P	78613	48	MHP-EP	76392	107	MHS-54	75915	87	MHS-CARK-C24/600	77929	105
MHP-1260	77718	47	MHP-EP-S/S	77599	46	MHS-54-ESAC	77845	104	MHS-CARK-C30/750	77930	105
MHP-1260P	78614	48	MHPMPK	77727	53	MHS-54P	78741	89	MHS-CARK-C36/900	77931	105
MHP-1272	77719	47	MHPMPK	77727	58	MHS-54R	76618	89	MHS-CARK-C42/1050	77932	105
MHP-1272P	78615	48	MHS-120-2ESAC	77852	104	MHS-54RMV	79630	88	MHS-CARK-C48/1200	77933	105
MHP-1284	77720	47	MHS-120V-2ESAC	77865	104	MHS-54R-S/S	77645	91	MHS-CARK-C54/1350	77934	105
MHP-1284P	78616	48	MHS-18RMV	79624	88	MHS-54RV	76652	89	MHS-CARK-C60/1500	77935	105
MHP-1296	77721	47	MHS-18RV	76646	89	MHS-54RV-S/S	77654	91	MHS-CARK-C72/1800	77936	105
MHP-1296P	78617	48	MHS-18V	76169	87	MHS-54-S/S	77606	91	MHS-CARK-V24/600	77937	105
MHP-1836	78591	47	MHS-18V-LMST	79442	88	MHS-54V	76175	87	MHS-CARK-V30/750	77938	105

Index by Ordering Number

ORDERING NUMBER	ITEM CODE	PAGE	ORDERING NUMBER	ITEM CODE	PAGE	ORDERING NUMBER	ITEM CODE	PAGE	ORDERING NUMBER	ITEM CODE	PAGE
MHS-CARK-V36/900	77939	105	MMP-660	76456	39	MSP-272-S/S	77460	34	MSS-60	75858	84
MHS-CARK-V42/1050	77940	105	MMP-660P	78712	41	MSP-284	76796	33	MSS-60V	76154	84
MHS-CARK-V48/1200	77941	105	MMP-660-S/S	77430	40	MSP-284-S/S	77461	34	MSS-72	75859	84
MHS-CARK-V54/1350	77942	105	MMP-672	76457	39	MSP-824	75795	33	MSS-72V	76155	84
MHS-CARK-V60/1500	77943	105	MMP-672P	78713	41	MSP-824-S/S	77462	34	MSS-84	76802	84
MHS-CARK-V72/1800	77944	105	MMP-672-S/S	77431	40	MSP-830	75796	33	MSSP-24	75860	86
MHSP-18	76178	93	MMP-684	76798	39	MSP-830-S/S	77463	34	MSSP-30	75861	86
MHSP-24	75918	93	MMP-684P	78714	41	MSP-836	75797	33	MSSP-36	75862	86
MHSP24-S/S	77620	95	MMP-684-S/S	77432	40	MSP-836-S/S	77464	34	MSSP-42	75863	86
MHSP-30	75919	93	MMP-696	79033	39	MSP-842	75798	33	MSSP-48	75864	86
MHSP30-S/S	77621	95	MMP-696P	79037	41	MSP-842-S/S	77465	34	MSSP-54	75865	86
MHSP-36	75920	93	MMP-696-S/S	79035	40	MSP-848	75799	33	MSSP-60	75866	86
MHSP36-S/S	77622	95	MMPBPBK	76466	45	MSP-848-S/S	77466	34	MSSP-72	75867	86
MHSP-42	75921	93	MMPBPBK	76466	136	MSP-854	75800	33	MSSP-84	76813	86
MHSP42-S/S	77623	95	MMPBPBK-S/S	77600	46	MSP-854-S/S	77467	34	MSTAM	79435	94
MHSP-48	75922	93	MMPCP24	76458	45	MSP-860	75801	33	MSTBK	79440	76
MHSP48-S/S	77624	95	MMPCP24	76458	53	MSP-860-S/S	77468	34	MSTBK	79440	94
MHSP-54	75923	93	MMPCP24-S/S	77590	46	MSP-872	75802	33	MSTC	79438	76
MHSP54-S/S	77625	95	MMPCP30	76459	45	MSP-872-S/S	77470	34	MSTCHD	79439	94
MHSP-60	75924	93	MMPCP30	76459	53	MSP-884	76797	33	MSTDB	79434	76
MHSP60-S/S	77626	95	MMPCP30-S/S	77591	46	MSP-884-S/S	77471	34	MSTGT	79441	76
MHSP-72	75925	93	MMPCP36	76460	45	MSPBPBK	75831	117	MSTGT	79441	94
MHSP72-S/S	77627	95	MMPCP36	76460	53	MSPBPBK	75831	117	MSTHD-B	79433	94
MHSP-84	76814	93	MMPCP36-S/S	77592	46	MSPBPBK-S/S	77583	23	MSTHD-S	79432	94
MHSP84-S/S	77628	95	MMPCP42	76461	45	MSPBPBK-S/S	77583	38	MSTHD-W	79431	94
MHSP-96	79052	93	MMPCP42	76461	53	MSPMPK	75811	37	MST-MBL	79436	76
MHSP96-S/S	79053	95	MMPCP42-S/S	77593	46	MSPMPK	75811	45	MST-MBL	79436	94
MMBK	75830	122	MMPCP48	76462	45	MSPMPK	75811	61	MST-MBR	79437	76
MMKUHD-S/S	77358	113	MMPCP48	76462	53	MSPMPK	75811	68	MST-MBR	79437	94
MMKU-S/S	77357	113	MMPCP48-S/S	77594	46	MSPMPK-S/S	77582	38	MSTPM	79452	76
MMP-1230	76551	39	MMPCP54	76463	45	MSPMPK-S/S	77582	46	MSTPMHD	79451	94
MMP-1230P	78715	41	MMPCP54	76463	53	MSPPP24	75803	37	MST-W	79429	76
MMP-1230-S/S	77433	40	MMPCP54-S/S	77595	46	MSPPP24-S/S	77472	38	N5D3T-24-8.875-B31	26095	165
MMP-1236	76552	39	MMPCP60	76464	45	MSPPP30	75804	117	N5D3T-36-12.875-B31	26096	165
MMP-1236P	78716	41	MMPCP60	76464	53	MSPPP30	75804	117	N5D3T-54-18.875-B31	26097	165
MMP-1236-S/S	77434	40	MMPCP60-S/S	77596	46	MSPPP30-S/S	77473	38	N6D3T-24-9-A45	26107	149
MMP-1242	76553	39	MMPCP72	76465	45	MSPPP36	75805	37	N6D3T-30-11-A45	26108	149
MMP-1242P	78717	41	MMPCP72	76465	53	MSPPP36	75805	117	N6D3T-36-13-A45	26109	149
MMP-1242-S/S	77435	40	MMPCP72-S/S	77597	46	MSPPP36-S/S	77474	38	N6D3T-42-15-A45	26110	149
MMP-1248	76554	39	MMPCP84	76808	45	MSPPP42	75806	37	N6D3T-48-17-A45	26111	149
MMP-1248P	78718	41	MMPCP84	76808	53	MSPPP42	75806	117	N6D3T-54-19-A45	26112	149
MMP-1248-S/S	77436	40	MMPCP84-S/S	77598	46	MSPPP42-S/S	77475	38	N6D3T-60-21-A45	26113	149
MMP-1254	76555	39	MMPCP96	77722	45	MSPPP48	75807	37	N6D3T-72-25-A45	26114	149
MMP-1254P	78719	41	MMPCP96	77722	53	MSPPP48	75807	117	N6E3T-60-21.5-B36	26098	165
MMP-1254-S/S	77437	40	MMPCP96-S/S	78686	46	MSPPP48-S/S	77476	38	NI6D3T-24-9-A45	26184	151
MMP-1260	76556	39	MMPK	76537	122	MSPPP54	75808	37	NI6D3T-30-11-A45	26185	151
MMP-1260P	78720	41	MORK	74921	170	MSPPP54	75808	117	NI6D3T-36-13-A45	26186	151
MMP-1260-S/S	77438	40	MRB18	77531	50	MSPPP54-S/S	77477	38	NI6D3T-42-15-A45	26187	151
MMP-1272	76557	39	MRB24	77532	50	MSPPP60	75809	37	NI6D3T-48-17-A45	26188	151
MMP-1272P	78721	41	MRB30	77533	50	MSPPP60	75809	117	NI6D3T-54-19-A45	26189	151
MMP-1272-S/S	77439	40	MRB36	77534	50	MSPPP60-S/S	77478	38	NI6D3T-60-21-A45	26190	151
MMP-1284	76799	39	MRB42	77535	50	MSPPP66	76695	117	NI6D3T-72-25-A45	26191	151
MMP-1284P	78722	41	MRB48	77536	50	MSPPP72	75810	37	OIBBK	76950	161
MMP-1284-S/S	77440	40	MRB54	77537	50	MSPPP72-S/S	77479	38	PAB	75513	73
MMP-1296	79034	39	MRB60	77538	50	MSPPP84	76807	37	PAB	75513	80
MMP-1296P	79038	41	MRB66	77539	50	MSPPP84-S/S	77480	38	PAB	75513	83
MMP-1296-S/S	79036	40	MRB72	77540	50	MSPPL	75816	37	PAB	75513	99
MMP-624	76450	39	MRB78	77541	50	MSPPL	75816	61	PAB	75513	103
MMP-624P	78706	41	MRB84	77542	50	MSPPL	75816	68	PAB	77513	121
MMP-624-S/S	77424	40	MRB90	77543	50	MSPPL	75816	112	PAB	75513	131
MMP-630	76451	39	MSP-224	75787	33	MSPPL-S/S	77524	38	PACB	78683	45
MMP-630P	78707	41	MSP-224-S/S	77453	34	MSR	74914	170	PACB	78683	53
MMP-630-S/S	77425	40	MSP-230	75788	33	MSR2	79378	170	PACB	78683	58
MMP-636	76452	39	MSP-230-S/S	77454	34	MSS-24	75852	84	PACB	78683	94
MMP-636P	78708	41	MSP-236	75789	33	MSS-24V	76148	84	PACB	78683	117
MMP-636-S/S	77426	40	MSP-236-S/S	77455	34	MSS-30	75853	84	PAK	78705	45
MMP-642	76453	39	MSP-242	75790	33	MSS-30V	76149	84	PAK	78705	53
MMP-642P	78709	41	MSP-242-S/S	77456	34	MSS-36	75854	84	PAK	78705	56
MMP-642-S/S	77427	40	MSP-248	75791	33	MSS-36V	76150	84	PAK	78705	58
MMP-648	76454	39	MSP-248-S/S	77457	34	MSS-42	75855	84	PANK	78799	42
MMP-648P	78710	41	MSP-254	75792	33	MSS-42V	76151	84	PANK	78799	49
MMP-648-S/S	77428	40	MSP-254-S/S	77458	34	MSS-48	75856	84	PANK	78799	55
MMP-654	76455	39	MSP-260	75793	33	MSS-48V	76152	84	PANK	78799	90
MMP-654P	78711	41	MSP-260-S/S	77459	34	MSS-54	75857	84	PANK*	78799	115
MMP-654-S/S	77429	40	MSP-272	75794	33	MSS-54V	76153	84			

Index by Ordering Number

ORDERING NUMBER	ITEM CODE	PAGE	ORDERING NUMBER	ITEM CODE	PAGE	ORDERING NUMBER	ITEM CODE	PAGE	ORDERING NUMBER	ITEM CODE	PAGE
PAT1	78684	42	P-CARK-V36/900	78082	97	PSTA	75896	112	PTS-PA	77699	168
PAT1	78684	49	P-CARK-V42/1050	78083	97	PSTA-S/S	77442	38	PTS-PS	77698	168
PAT1	78684	55	P-CARK-V48/1200	78084	97	PSTA-S/S	77442	46	PTS-RHSAA	77755	168
PAT1	78684	90	P-CARK-V54/1350	78085	97	PSTS-R	77726	53	PTS-RR21	77680	166
PAT1	78684	115	P-CARK-V60/1500	78086	97	PSTS-R	77726	58	PTS-RR27	77681	166
PAT2	78685	42	P-CARK-V72/1800	78087	97	PSTS-S	75899	45	PTS-RR33	77682	166
PAT2	78685	49	PFC	75927	93	PSTS-S	75899	53	PTS-RR39	77683	166
PAT2	78685	55	PFC	75927	107	PSTS-S	75899	58	PTS-RR39	77683	166
PAT2	78685	90	PFC-SS	76560	93	PSTS-S	75899	61	PTS-RR45	77684	166
PAT2	78685	115	PFC-SS	76560	95	PSTS-S	75899	68	PTS-RR45	77684	166
PATHK	78794	42	PFRS	76622	89	PSTS-W	75898	37	PTS-RR51	77685	166
PATHK	78794	42	PFRS	76622	93	PSTS-W	75898	45	PTS-RR51	77685	166
PATHK	78794	49	PFRS	76622	95	PSTS-W	75898	53	PTS-RR57	77686	166
PATHK	78794	49	PFRS	76622	104	PSTS-W	75898	58	PTS-RR57	77686	166
PATHK	78794	55	PFRS	76622	107	PSTS-W	75898	61	PTS-RR63	77687	166
PATHK	78794	55	PFS-ESAC	79073	104	PSTS-W	75898	68	PTS-RR63	77687	166
PATHK	78794	90	PFS-ESAC	79073	107	PSTS-W	75898	112	PTS-RR69	77688	166
PATHK	78794	90	PHA	73626	80	PTM24R	75584	169	PTS-RR75	77689	166
PATHK	78794	115	PHA	73626	86	PTM24T	75583	169	PTS-RR81	77690	166
PATHK*	78794	115	PHA	73626	99	PTM24VR	79669	169	PTS-SAK	77694	168
PATLK	78791	42	PLSC18	75588	78	PTM30R	74899	169	PTS-SR	77691	168
PATLK	78791	49	PLSC24	75589	78	PTM30T	74885	169	PTS-WMK	78767	168
PATLK	78791	55	PLSC30	75590	78	PTM30VR	79670	169	PV120-2ESAC	77993	96
PATLK	78791	90	PLSC36	75591	78	PTM36R	74900	169	PV-18	78453	77
PATLK	78791	115	PLSC42	75592	78	PTM36T	74886	169	PV-24	78415	77
PC120-2ESAC	77967	96	PLSC48	75593	78	PTM36VR	79671	169	PV24-ESAC	77981	96
PC18	74566	77	PLSC54	75594	78	PTM42R	74901	169	PV-30	78417	77
PC24	74567	77	PLSP18	75595	80	PTM42T	74887	169	PV30-ESAC	77982	96
PC24-ESAC	77955	96	PLSP24	75596	80	PTM42VR	79672	169	PV-36	78419	77
PC30	74568	77	PLSP30	75597	80	PTM48R	74902	169	PV36-ESAC	77983	96
PC30-ESAC	77956	96	PLSP36	75598	80	PTM48T	74888	169	PV-42	78421	77
PC36	74569	77	PLSP42	75599	80	PTM48VR	79673	169	PV42-ESAC	77984	96
PC36-ESAC	77957	96	PLSP48	75600	80	PTM54R	74903	169	PV-48	78423	77
PC42	74570	77	PLSP54	75601	80	PTM54T	74889	169	PV48-ESAC	77985	96
PC42-ESAC	77958	96	PMSMK	74916	170	PTM54VR	79674	169	PV-54	78454	77
PC48	74571	77	PMSMK2	79380	170	PTM60R	74904	169	PV54-ESAC	77986	96
PC48-ESAC	77959	96	PNC	74984	80	PTM60T	74890	169	PV-60	78455	77
PC54	74572	77	PNC	74984	99	PTM60VR	79675	169	PV60-2ESAC	77989	96
PC54-ESAC	77960	96	PP-18	78414	80	PTMHD54R	74905	169	PV60-ESAC	77987	96
PC60	74573	77	PP-24	78416	80	PTMHD54T	74891	169	PV72	73438	77
PC60-2ESAC	77963	96	PP-30	78418	80	PTMHD54VR	79665	169	PV72-2ESAC	77990	96
PC60-ESAC	77961	96	PP-36	78420	80	PTMHD60R	74906	169	PV72-ESAC	77988	96
PC72	74574	77	PP-42	78422	80	PTMHD60T	74892	169	PV84-2ESAC	77991	96
PC72-2ESAC	77964	96	PP-48	78424	80	PTMHD60VR	79666	169	PV96-2ESAC	77992	96
PC72-ESAC	77962	96	PP-54	78425	80	PTMHD72R	74907	169	QMTBK-G	76540	37
PC84-2ESAC	77965	96	PP-60	78451	80	PTMHD72T	74893	169	QMTBK-G	76540	38
PC96-2ESAC	77966	96	PP72	73017	80	PTMHD72VR	79667	169	QMTBK-G	76540	45
PCAP-24/600	77913	99	PPS6	73024	80	PTMHD84R	74908	169	QMTBK-G	76540	46
PCAP-30/750	77914	99	PSA150	73156	77	PTMHD84T	74894	169	QMTBK-P	76097	37
PCAP-36/900	77915	99	PSA150	73156	80	PTMHD84VR	79668	169	QMTBK-P	76097	38
PCAP-42/1050	77916	99	PSA150	73156	84	PTPK	75897	53	QMTBK-P	76097	45
PCAP-48/1200	77917	99	PSA150	73156	86	PTPK	75897	58	QMTBK-P	76097	46
PCAP-54/1350	77918	99	PSA150	73156	96	PTS-18R	77664	166	QMTBK-P	76097	61
PCAP-60/1500	77919	99	PSA150	73156	99	PTS-24R	77665	166	QMTBK-P	76097	68
PCAP-72/1800	77920	99	PSSC	77045	80	PTS-30R	77666	166	QMTBK-W	76098	37
P-CARK2-C120/3000	78092	97	PSSC	77045	99	PTS-30R-UG	77673	166	QMTBK-W	76098	38
P-CARK2-C60/1500	78088	97	PSSS	74773	80	PTS-36R	77667	166	QMTBK-W	76098	45
P-CARK2-C72/1800	78089	97	PSSS	74773	89	PTS-36R-UG	77674	166	QMTBK-W	76098	46
P-CARK2-C84/2100	78090	97	PSSS	74773	93	PTS-42R	77668	166	QMTBK-W	76098	53
P-CARK2-C96/2400	78091	97	PSSS	74773	95	PTS-42R-UG	77675	166	QMTBK-W	76098	58
P-CARK2-V120/3000	78097	97	PST2-R	77725	53	PTS-48R	77669	166	QMTBK-W	76098	61
P-CARK2-V60/1500	78093	97	PST2-R	77725	56	PTS-48R-UG	77676	166	QMTBK-W	76098	68
P-CARK2-V72/1800	78094	97	PST2-R	77725	58	PTS-54R	77670	166	QMTBK-W	76098	112
P-CARK2-V84/2100	78095	97	PST2-S	77724	53	PTS-54R-UG	77677	166	QMT-G	76483	37
P-CARK2-V96/2400	78096	97	PST2-S	77724	56	PTS-60R	77671	166	QMT-G	76483	45
P-CARK-C24/600	78072	97	PST2-S	77724	58	PTS-60R-UG	77678	166	QMT-G-S/S	77586	38
P-CARK-C30/750	78073	97	PST2-W	77723	53	PTS-72R	77672	166	QMT-G-S/S	77586	46
P-CARK-C36/900	78074	97	PST2-W	77723	56	PTS-72R-UG	77679	166	QMT-P	76074	37
P-CARK-C42/1050	78075	97	PST2-W	77723	58	PTS-EBK	77702	168	QMT-P	76074	45
P-CARK-C48/1200	78076	97	PSTA	75896	37	PTS-HDSR	77692	168	QMT-P	76074	61
P-CARK-C54/1350	78077	97	PSTA	75896	45	PTS-HIBK	77697	168	QMT-P	76074	68
P-CARK-C60/1500	78078	97	PSTA	75896	53	PTS-IBK	77696	168	QMTPAK	76096	37
P-CARK-C72/1800	78079	97	PSTA	75896	58	PTS-LHSAA	77756	168	QMTPAK	76096	45
P-CARK-V24/600	78080	97	PSTA	75896	61	PTS-MBK	77700	168	QMTPAK	76096	61
P-CARK-V30/750	78081	97	PSTA	75896	68	PTS-MBKUG	77701	168	QMTPAK	76096	68

Index by Ordering Number

ORDERING NUMBER	ITEM CODE	PAGE	ORDERING NUMBER	ITEM CODE	PAGE	ORDERING NUMBER	ITEM CODE	PAGE	ORDERING NUMBER	ITEM CODE	PAGE
QMTPAK	76096	112	RBAGS-40	75999	137	RBQC1HD-30	75988	135	RDPF-M	75567	146
QMTPAK-S/S	77587	38	RBAGS-42	76971	137	RBQC1HD-36	75989	135	RDPF-S	75566	146
QMTPAK-S/S	77587	46	RBAGS-46	76028	137	RBQC1HD-42	75990	135	RDPF-XL	75569	146
QMT-P-S/S	77584	38	RBAGS-48	76972	137	RBQC1HD-48	75991	135	RDPMBK	74698	146
QMT-P-S/S	77584	46	RBAGS-52	76029	137	RBQC1HD-54	75992	135	RDPMSK	74705	146
QMTPSBK	76099	37	RBAGS-54	76973	137	RBQC1HD-66	75993	135	RMC1	75817	171
QMTPSBK	76099	45	RBAGS-58	76030	137	RC120-2ESAC	77980	100	RMC1-BCP	76414	171
QMTPSBK	76099	61	RBAGS-60	76974	137	RC18	74618	81	RMC1-BPP	76415	171
QMTPSBK	76099	68	RBAGS-70	76031	137	RC24	74619	81	RMC1-BPP	76415	173
QMTPSBK	76099	112	RBAGS-72	76975	137	RC24-ESAC	77968	100	RMC1-BULK	75833	171
QMTPSBK-S/S	77588	38	RBAGS-84	76976	137	RC30	74620	81	RMC1-CB	75820	171
QMTPSBK-S/S	77588	46	RBAGSCM-16	76572	138	RC30-ESAC	77969	100	RMC1-CB	75820	173
QMT-S	79039	45	RBAGSCM-22	76573	138	RC36	74621	81	RMC1-CP	75819	171
QMTS-G	76484	37	RBAGSCM-28	76574	138	RC36-ESAC	77970	100	RMC1-LS	75834	171
QMTS-G	76484	45	RBAGSCM-34	76575	138	RC42	74622	81	RMC1-LSBPP	76538	171
QMTS-G-S/S	77452	23	RBAGSCM-40	76576	138	RC42-ESAC	77971	100	RMC1LS-PL	75835	171
QMTS-G-S/S	77452	38	RBAGSCM-46	76577	138	RC48	74623	81	RMC1-LSPP	75836	171
QMTS-G-S/S	77452	46	RBAGSCM-52	76578	138	RC48-ESAC	77972	100	RMC1-PL	75821	171
QMTS-P	75845	18	RBAGSCM-58	76579	138	RC54	74624	81	RMC1-PP	75832	171
QMTS-P	75845	37	RBAGSCM-70	76581	138	RC54-ESAC	77973	100	RMC2	77330	173
QMTS-P	75845	45	RBAMS-12	77376	28	RC60	74625	81	RMC2-FS-1	76558	173
QMTS-P	75845	61	RBAMS-12	77376	139	RC60-2ESAC	77976	100	RMC2-FSPAK	76559	173
QMTS-P	75845	68	RBAMS-18	77377	28	RC60-ESAC	77974	100	RNC	74985	83
QMTS-P	75845	112	RBAMS-18	77377	139	RC72	74626	81	RNC	74985	103
QMTS-P-S/S	77450	23	RBAMS-24	77378	28	RC72-2ESAC	77977	100	RP-18	78426	83
QMTS-P-S/S	77450	38	RBAMS-24	77378	139	RC72-ESAC	77975	100	RP-24	78427	83
QMTS-P-S/S	77450	46	RBAMS-30	77379	28	RC84-2ESAC	77978	100	RP-30	78428	83
QMT-S-S/S	79059	46	RBAMS-30	77379	139	RC96-2ESAC	77979	100	RP-36	78429	83
QMTS-S-S/S	79056	46	RBAMS-36	77380	28	RCAP-24/600	77921	103	RP-42	78430	83
QMTS-W-S/S	77451	23	RBAMS-36	77380	139	RCAP-30/750	77922	103	RP-48	78431	83
QMTS-W-S/S	77451	38	RBAMS-42	77381	28	RCAP-36/900	77923	103	RP-54	78432	83
QMTS-W-S/S	77451	46	RBAMS-42	77381	139	RCAP-42/1050	77924	103	RP-60	78433	83
QMT-W	76075	37	RBAS4-18	76032	139	RCAP-48/1200	77925	103	RP-72	74612	83
QMT-W	76075	45	RBAS4-24	76033	139	RCAP-54/1350	77926	103	RSA	76249	83
QMT-W	76075	61	RBAS4-30	76034	139	RCAP-60/1500	77927	103	RSA	76249	103
QMT-W	76075	68	RBAS4-36	76035	139	RCAP-72/1800	77928	103	RSA150	73628	81
QMT-W-S/S	77585	38	RBAS4-42	76036	139	R-CARK2-C120/3000	78118	101	RSA150	73628	83
QMT-W-S/S	77585	46	RBAS4-48	76037	139	R-CARK2-C60/1500	78114	101	RSA150	73628	87
RAPEK	77423	122	RBAS4-54	76038	139	R-CARK2-C72/1800	78115	101	RSA150	73628	88
RB38BP	79481	135	RBAS4-60	76039	139	R-CARK2-C84/2100	78116	101	RSA150	73628	89
RB38BP	79481	139	RBAS4-72	76040	139	R-CARK2-C96/2400	78117	101	RSA150	73628	93
RB38BP	79481	140	RBP1C-L	78853	163	R-CARK2-V120/3000	78123	101	RSA150	73628	95
RB6DH	76571	142	RBP1C-M	78852	163	R-CARK2-V60/1500	78119	101	RSA150	73628	100
RB6SA	76570	141	RBP1C-S	78851	163	R-CARK2-V72/1800	78120	101	RSA150	73628	103
RBAER-10	76041	140	RBP1C-XL	78854	163	R-CARK2-V84/2100	78121	101	RSA150	73628	104
RBAER-16	76042	140	RBP1E-L	73144	163	R-CARK2-V96/2400	78122	101	RSA150	73628	107
RBAER-22	76043	140	RBP1E-M	73142	163	R-CARK-C24/600	78098	101	RSSC	77046	83
RBAER-28	76044	140	RBP1E-S	73140	163	R-CARK-C30/750	78099	101	RSSC	77046	103
RBAER-34	76045	140	RBP1E-XL	73146	163	R-CARK-C36/900	78100	101	RV120-2ESAC	78006	100
RBAER-40	76046	140	RBP1S-L	74560	163	R-CARK-C42/1050	78101	101	RV-18	78402	81
RBAER-44	76655	140	RBP1S-M	74559	163	R-CARK-C48/1200	78102	101	RV-24	78403	81
RBAER-46	76047	140	RBP1S-S	74558	163	R-CARK-C54/1350	78103	101	RV24-ESAC	77994	100
RBAER-52	76048	140	RBP1S-XL	74561	163	R-CARK-C60/1500	78104	101	RV-30	78404	81
RBAER-58	76049	140	RBPER-L	73171	165	R-CARK-C60/1500	78105	101	RV30-ESAC	77995	100
RBAER-70	76050	140	RBPER-M	73170	165	R-CARK-V24/600	78106	101	RV-36	78405	81
RBAGM-16	77106	28	RBPER-S	73169	165	R-CARK-V30/750	78107	101	RV36-ESAC	77996	100
RBAGM-16	77106	137	RBPER-XL	73172	165	R-CARK-V36/900	78108	101	RV-42	78406	81
RBAGM-22	77107	28	RBPFK-L	75524	165	R-CARK-V42/1050	78109	101	RV42-ESAC	77997	100
RBAGM-22	77107	137	RBPFK-M	75523	165	R-CARK-V48/1200	78110	101	RV-48	78407	81
RBAGM-28	77108	28	RBPFK-S	75522	165	R-CARK-V54/1350	78111	101	RV48-ESAC	77998	100
RBAGM-28	77108	137	RBPFK-XL	75525	165	R-CARK-V60/1500	78112	101	RV-54	78408	81
RBAGM-34	77109	28	RBPIT-L	75529	165	R-CARK-V72/1800	78113	101	RV54-ESAC	77999	100
RBAGM-34	77109	137	RBPIT-M	75528	165	RDP1-L	74694	144	RV-60	78409	81
RBAGM-40	77110	28	RBPIT-S	75527	165	RDP1-M	74693	144	RV60-2ESAC	78002	100
RBAGM-40	77110	137	RBPIT-XL	75530	165	RDP1-S	74692	144	RV60-ESAC	78000	100
RBAGM-46	77111	28	RBPMBK	75526	165	RDP1-XL	74695	144	RV72	74641	81
RBAGM-46	77111	137	RBPRET	73163	165	RDPBK-L	74701	144	RV72-2ESAC	78003	100
RBAGS-16	75995	137	RBPRET	73163	168	RDPBK-L	74701	146	RV72-ESAC	78001	100
RBAGS-18	76967	137	RBPSR-L	74564	165	RDPBK-M	74700	144	RV84-2ESAC	78004	100
RBAGS-22	75996	137	RBPSR-M	74563	165	RDPBK-M	74700	146	RV96-2ESAC	78005	100
RBAGS-24	76968	137	RBPSR-S	74562	165	RDPBK-S	74699	144	RV76-S/S	76205	95
RBAGS-28	75997	137	RBPSR-XL	74565	165	RDPBK-S	74699	146	SAC-24	77057	108
RBAGS-30	76969	137	RBQC1HD-12	75985	135	RDPBK-XL	74702	144	SAC2-TIP-TL	77866	99
RBAGS-34	75998	137	RBQC1HD-18	75986	135	RDPBK-XL	74702	146	SAC2-TIP-TL	77866	103
RBAGS-36	76970	137	RBQC1HD-24	75987	135	RDPF-L	75568	146	SAC2-TIP-TL	77866	107

GOODYEAR
GOODYEARBELTING.COM

Call Toll Free: 1-866-711-4673
International: +1-727-342-5086

We Ship
World Wide

Index by Ordering Number

ORDERING NUMBER	ITEM CODE	PAGE	ORDERING NUMBER	ITEM CODE	PAGE	ORDERING NUMBER	ITEM CODE	PAGE	ORDERING NUMBER	ITEM CODE	PAGE
SAC-30	77058	108	SACRKN	77882	103	SPN	74746	126	STAK	75847	95
SAC-36	77059	108	SACRKN	77882	107	SPPN	74748	126	STAK	75847	117
SAC-42	77060	108	SACRKT	77886	99	SPPR	74744	126	STAKHD	75892	86
SAC-48	77061	108	SACRKT	77886	103	SPYS	74743	126	STAKHD	75892	93
SAC-54	77062	108	SACRKT	77886	107	SRBK	74941	127	STAKHD	75892	95
SAC-60	77063	108	SACSK	77052	107	SRR24	76000	127	STAKHD	75892	107
SAC-72	77064	108	SACSRC	77065	107	SRR30	76001	127	STAKHD	75892	117
SACHP2	77768	99	SAT2AK	78733	93	SRR36	76002	127	STGK2	77867	86
SACHP2	77768	103	SAT2AK	78733	94	SRR42	76003	127	STGK2	77867	93
SACHP2	77768	107	SAT2AK	78733	117	SRR48	76004	127	STGK2	77867	94
SACK-C24	77003	108	SAT2MK	78704	94	SRR54	76005	127	STGK2	77867	107
SACK-C30	77004	108	SAT2MK	78704	117	SRR60	76006	127	STGK2	77867	117
SACK-C36	77005	108	SAT2NCB	78703	94	SSRB	75978	58	STGK2	77867	117
SACK-C42	77006	108	SAT2NCB	78703	117	SST1HD-B	77878	107	STGK2-S/S	77635	95
SACK-C48	77007	108	SAT2PAT	78735	94	SST1HD-S	77877	107	STHDMK2-S/S	77634	95
SACK-C54	77008	108	SAT2PAT	78735	117	SST1HD-W	77876	107	STHDPM2-S/S	77633	95
SACK-C60	77009	108	SAT2PM	78732	94	SST2HD-B	77881	86	STJK	74417	18
SACK-C72	77010	108	SAT2PM	78732	117	SST2HD-B	77881	93	STJK	74417	112
SACKRP	77885	99	SATB	76083	94	SST2HD-B	77881	117	STJK	74417	130
SACKRP	77885	103	SATB	76083	117	SST2HD-B-S/S	77639	95	STJK-S/S	77334	113
SACKRP	77885	107	SATHB	76084	94	SST2HD-G	79041	93	STJM	74775	18
SACK-V24	77011	108	SATHB	76084	117	SST2HD-G	79041	117	STJM	74775	112
SACK-V30	77012	108	SB4	78789	149	SST2HD-G-S/S	79042	95	STJM	74775	130
SACK-V36	77013	108	SB4	78789	151	SST2HD-S	77880	86	STJM-S/S	77332	113
SACK-V42	77014	108	SB4	78789	153	SST2HD-S	77880	93	STKD	74504	130
SACK-V48	77015	108	SB4	78789	155	SST2HD-S	77880	117	STKHSD	74316	130
SACK-V54	77016	108	SB4	78789	157	SST2HD-S-S/S	77638	95	STKHSS	74313	130
SACK-V60	77017	108	SB4	78789	158	SST2HD-W	77879	86	STKS	74505	130
SACK-V72	77018	108	SB4	78789	159	SST2HD-W	77879	93	STLP	79535	120
SACPL2-120/3000	77899	99	SB5	78790	149	SST2HD-W	77879	117	STS-B	75844	86
SACPL2-120/3000	77899	103	SB5	78790	151	SST2HD-W-S/S	77637	95	STS-B	75844	93
SACPL2-120/3000	77899	107	SB5	78790	153	SSTBK-B	76637	86	STS-B	75844	94
SACPL-24/600	77887	99	SB5	78790	155	SSTBK-B	76637	93	STS-B	75844	107
SACPL-24/600	77887	103	SB5	78790	157	SSTBK-B	76637	95	STS-B	75844	117
SACPL-24/600	77887	107	SB5	78790	158	SSTBK-B	76637	107	STS-B-S/S	77632	95
SACPL2-60/1500	77895	99	SB5	78790	159	SSTBK-B	76637	117	STS-G	78142	93
SACPL2-60/1500	77895	103	SB5	78790	160	SSTBK-W	76636	86	STS-G	78142	117
SACPL2-60/1500	77895	107	SHIM-KITH	77550	159	SSTBK-W	76636	93	STS-G-S/S	79057	95
SACPL2-72/1800	77896	99	SHIM-KITL	77548	149	SSTBK-W	76636	95	STS-S	75843	86
SACPL2-72/1800	77896	103	SHIM-KITL	77548	151	SSTBK-W	76636	107	STS-S	75843	93
SACPL2-72/1800	77896	107	SHIM-KITL	77548	153	SSTBK-W	76636	117	STS-S	75843	94
SACPL2-84/2100	77897	99	SHIM-KITL	77548	157	SST-BUK	76943	86	STS-S	75843	107
SACPL2-84/2100	77897	103	SHIM-KITM	77549	155	SST-BUK	76943	93	STS-S	75843	117
SACPL2-84/2100	77897	107	SHIM-KITM	77549	158	SST-BUK	76943	117	STS-S-S/S	77631	95
SACPL2-96/2400	77898	99	SPBV	74742	126	SST-BUK-S/S	77636	95	STS-W	75846	86
SACPL2-96/2400	77898	103	SPCP	74734	126	SSTHB	79582	86	STS-W	75846	93
SACPL2-96/2400	77898	107	SPG	74747	126	SSTHB	79582	93	STS-W	75846	94
SACPL-30/750	77888	99	SPG-CVR-A	77387	123	SSTHB	79582	107	STS-W	75846	107
SACPL-30/750	77888	103	SPG-CVR-B	77388	123	SSTHB	79582	117	STS-W	75846	117
SACPL-30/750	77888	107	SPG-CVR-C	77389	123	SSTHB-S/S	79586	95	STS-W-S/S	77630	95
SACPL-36/900	77889	99	SPG-CVR-D	77390	123	SSTHDMK	77870	86	STTS	74419	18
SACPL-36/900	77889	103	SPG-CVR-E	77391	123	SSTHDMK	77870	93	STTS	74419	112
SACPL-36/900	77889	107	SPG-CVR-F	77392	123	SSTHDMK	77870	107	STTS	74419	130
SACPL-42/1050	77890	99	SPG-CVR-G	77393	123	SSTHDMK	77870	117	STTS-S/S	75585	113
SACPL-42/1050	77890	103	SPG-CVR-H	77741	123	SSTHDPM	77868	86	TEN-LOCK-KIT	77443	123
SACPL-42/1050	77890	107	SPH10	74745	126	SSTHDPM	77868	93	TRB18	76485	43
SACPL-48/1200	77891	99	SPK18	74709	126	SSTHDPM	77868	107	TRB18	76485	136
SACPL-48/1200	77891	103	SPK24	74710	126	SSTHDPM	77868	117	TRB24	76486	43
SACPL-48/1200	77891	107	SPK30	74711	126	SSTHK	79070	86	TRB24	76486	136
SACPL-54/1350	77892	99	SPK36	74712	126	SSTHK	79070	93	TRB30	76487	43
SACPL-54/1350	77892	103	SPK42	74713	126	SSTHK	79070	107	TRB30	76487	136
SACPL-54/1350	77892	107	SPK48	74714	126	SSTHK	79070	117	TRB36	76488	43
SACPL-60/1500	77893	99	SPK54	74715	126	SSTHK-S/S	79071	95	TRB36	76488	136
SACPL-60/1500	77893	103	SPK60	74716	126	SSTK	74883	131	TRB42	76489	43
SACPL-60/1500	77893	107	SPK72	74717	126	SSTLBK	79493	86	TRB42	76489	136
SACPL-72/1800	77894	99	SPKHD120	74721	126	SSTLBK	79493	93	TRB48	76490	43
SACPL-72/1800	77894	103	SPKHD42	74952	126	SSTLBK	79493	95	TRB48	76490	136
SACPL-72/1800	77894	107	SPKHD48	74953	126	SSTLBK	79493	107	TRB54	76491	43
SACRH	77883	99	SPKHD54	74954	126	SSTLBK	79493	117	TRB54	76491	136
SACRH	77883	103	SPKHD60	74955	126	SSTLBK	76072	122	TRB60	76492	43
SACRH	77883	107	SPKHD72	74718	126	SSTOTA	76073	122	TRB60	76492	136
SACRHL	77884	99	SPKHD84	74719	126	SSTSMB	76071	122	TRB66	76493	43
SACRHL	77884	103	SPKHD96	74720	126	STAK	75847	107	TRB66	76493	136
SACRHL	77884	107	SPMK2	75578	126	STAK	75847	86	TRB72	76494	43
SACRKN	77882	99	SPMK3	75579	126	STAK	75847	93	TRB72	76494	136

GOODYEAR
GOODYEARBELTING.COM

Call Toll Free: 1-866-711-4673
International: +1-727-342-5086

We Ship
World Wide

Index by Ordering Number

ORDERING NUMBER	ITEM CODE	PAGE	ORDERING NUMBER	ITEM CODE	PAGE	ORDERING NUMBER	ITEM CODE	PAGE	ORDERING NUMBER	ITEM CODE	PAGE
TRB78	76697	43	USP24/600	76773	112	VBK-L	73193	143	WWD30-30	72174	180
TRB78	76697	136	USP24/600-S/S	77340	113	VBK-L	73193	146	WWD36-16	72175	180
TRB84	77047	43	USP30/750	76774	112	VBK-M	73192	143	WWD36-30	72176	180
TRB84	77047	136	USP30/750-S/S	77341	113	VBK-M	73192	146	WWD42-16	72177	180
TRB90	77048	43	USP36/900	76775	112	VBK-S	73191	143	WWD42-30	72178	180
TRB90	77048	136	USP36/900-S/S	77342	113	VBK-S	73191	146	WWD48-16	72179	180
TRB-HT18	78754	43	USP42/1050	76776	112	VBK-XS	73190	143	WWD48-30	72180	180
TRB-HT24	78755	43	USP42/1050-S/S	77343	113	VBK-XS	73190	146	WWD54-16	72181	180
TRB-HT30	78756	43	USP48/1200	76777	112	VCS	73533	146	WWD54-30	72182	180
TRB-HT36	78757	43	USP48/1200-S/S	77344	113	VMBK	73399	146	WWD60-16	72183	180
TRB-HT42	78758	43	USP54/1350	76778	112	VMF72	74398	146	WWD60-30	72184	180
TRB-HT48	78759	43	USP54/1350-S/S	77345	113	VMF84	74399	146	WWD72-16	72185	180
TRB-HT54	78760	43	USP60/1500	76779	112	VMF96	74440	146	WWD72-30	72186	180
TRB-HT60	78761	43	USP60/1500-S/S	77347	113	VMFL	74038	146	YT-18	79605	74
TRB-HT66	78762	43	USP72/1800	76780	112	VMFM	74037	146	YT-24	79606	74
TRB-HT72	78763	43	USP72/1800-S/S	77349	113	VMFS	73549	146	YT-30	79607	74
TRB-HT78	78764	43	USP84/2100	76781	112	VMFXS	73535	146	YT-36	79608	74
UBTK	76977	112	USP84/2100-S/S	77351	113	VMLK	74982	146	YT-42	79609	74
UFB18	74448	109	USPB2	79206	112	VP72	74395	146	YT-48	79610	74
UFB24	74449	109	USPB2	79206	113	VP84	74396	146	YTA-18	79593	76
UFB30	74450	109	USPK	76790	112	VP96	74397	146	YTA-24	79594	76
UFB36	74451	109	UST-P	76794	112	VPL	73410	146	YTA-30	79595	76
UFB42	74452	109	UST-S	77757	112	VPM	73409	146	YTA-36	79596	76
UFB48	74453	109	USTSC	79299	112	VPS	73408	146	YTA-42	79597	76
UFB54	74454	109	USTSCHD	79300	112	VPXS	73400	146	YTA-48	79598	76
UFB60	74455	109	USTSCK	79202	112	VQMT-S	76402	61	YTAC	79623	76
UFB72	74456	109	USTSCKHD	79204	112	VQMT-S	76402	68	YTC-P	79573	76
UFB84	74460	109	UST-W	76795	112	VSC	74983	146	YTC-P*	79573	74
UHDBTK	76978	112	UTC18	76712	109	VUBK-72	75574	143	YTC-P18	79617	74
UHMK	76793	112	UTC24	76713	109	VUBK-84	75575	143	YTC-P18	79617	76
UHPB2	79207	112	UTC30	76714	109	VUBK-96	75576	143	YTC-P24	79618	74
UHPB2	79207	113	UTC36	76715	109	VUBK-L	75573	143	YTC-P24	79618	76
UHSPK	76791	112	UTC42	76716	109	VUBK-M	75572	143	YTC-P30	79619	74
UHVC	79453	61	UTC48	76717	109	VUBK-S	75571	143	YTC-P30	79619	76
UMBK	76789	112	UTC54	76718	109	VUBK-XS	75570	143	YTC-P36	79620	74
UPBK	76785	112	UTC60	76719	109	WCLN18-16	71131	181	YTC-P36	79620	76
UPFCC	79320	93	UTC72	76720	109	WCLN24-16	71132	181	YTC-P42	79621	74
UPLHD-S/S-MT	82811	113	UTC84	76721	109	WCLN24-30	71150	181	YTC-P42	79621	76
UPL-S/S-MT	82810	113	UTF18	76724	109	WCLN30-16	71133	181	YTC-P48	79622	74
UPSBK	76784	112	UTF24	76725	109	WCLN30-30	71134	181	YTC-P48	79622	76
URCB18/450	76748	109	UTF30	76726	109	WCLN36-16	71135	181	YTC-W	79572	76
URCB24/600	76749	109	UTF36	76727	109	WCLN36-30	71136	181	YTC-W*	79572	74
URCB30/750	76750	109	UTF42	76728	109	WCLN42-16	71137	181	YTC-W18	79611	74
URCB36/900	76751	109	UTF48	76729	109	WCLN42-30	71138	181	YTC-W18	79611	76
URCB42/1050	76752	109	UTF54	76730	109	WCLN48-16	71139	181	YTC-W24	79612	74
URCB48/1200	76753	109	UTF60	76731	109	WCLN48-30	71144	181	YTC-W24	79612	76
URCB54/1350	76754	109	UTF72	76732	109	WCLN54-16	71149	181	YTC-W30	79613	74
URCB60/1500	76755	109	UTF84	76733	109	WCLN54-30	71145	181	YTC-W30	79613	76
URCB72/1800	76756	109	UTV1050J-S/S	77263	110	WCLN60-16	71165	181	YTC-W36	79614	74
URCB84/2100	76757	109	UTV1200J-S/S	77264	110	WCLN60-30	71146	181	YTC-W36	79614	76
URVB18/450	76736	109	UTV1350J-S/S	77265	110	WCLN72-16	71151	181	YTC-W42	79615	74
URVB18/450	76736	110	UTV1500J-S/S	77267	110	WCLN72-30	71147	181	YTC-W42	79615	76
URVB24/600	76737	109	UTV18	76700	109	WFRD18-16	72187	180	YTC-W48	79616	74
URVB24/600	76737	110	UTV1800J-S/S	77269	110	WFRD18-30	72188	180	YTC-W48	79616	76
URVB30/750	76738	109	UTV2100J-S/S	77271	110	WFRD24-16	72189	180	YTP-18	79587	76
URVB30/750	76738	110	UTV24	76701	109	WFRD24-30	72190	180	YTP-24	79588	76
URVB36/900	76739	109	UTV30	76702	109	WFRD30-16	72191	180	YTP-30	79589	76
URVB36/900	76739	110	UTV36	76703	109	WFRD30-30	72192	180	YTP-36	79590	76
URVB42/1050	76740	109	UTV42	76704	109	WFRD36-16	72193	180	YTP-42	79591	76
URVB42/1050	76740	110	UTV450J-S/S	77259	110	WFRD36-30	72194	180	YTP-48	79592	76
URVB48/1200	76741	109	UTV48	76705	109	WFRD42-16	72195	180	YTW-18	79599	74
URVB48/1200	76741	110	UTV54	76706	109	WFRD42-30	72196	180	YTW-24	79600	74
URVB54/1350	76742	109	UTV60	76707	109	WFRD48-16	72197	180	YTW-30	79601	74
URVB54/1350	76742	110	UTV600J-S/S	77260	110	WFRD48-30	72198	180	YTW-36	79602	74
URVB60/1500	76743	109	UTV72	76708	109	WFRD54-16	72199	180	YTW-42	79603	74
URVB60/1500	76743	110	UTV750J-S/S	77261	110	WFRD54-30	72200	180	YTW-48	79604	74
URVB72/1800	76744	109	UTV84	76709	109	WFRD60-16	72201	180			
URVB72/1800	76744	110	UTV900J-S/S	77262	110	WFRD60-30	72202	180			
URVB84/2100	76745	109	VAK	76416	146	WFRD72-16	72203	180			
URVB84/2100	76745	110	VBK-72	74457	143	WFRD72-30	72204	180			
USMK	76792	112	VBK-72	74457	146	WND18-16	72169	180			
USMKHD-S/S-M	82886	113	VBK-84	74458	143	WND18-30	72170	180			
USMK-S/S-M	82885	113	VBK-84	74458	146	WND24-16	72171	180			
USP18/450	76772	112	VBK-96	74459	143	WND24-30	72172	180			
USP18/450-S/S	77339	113	VBK-96	74459	146	WND30-16	72173	180			



Partners in Productivity

2525 Wisconsin Avenue, Downers Grove, Illinois 60515
Phone: 1-630-971-0150 Fax: 1-630-971-1180

www.flexco.com

GOODYEAR
GOODYEARBELTING.COM

Call Toll Free: 1-866-711-4673
International: +1-727-342-5086

We Ship
World Wide