



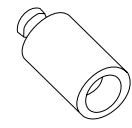
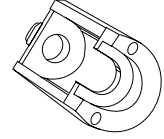
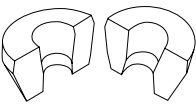













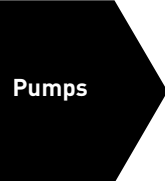





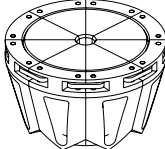
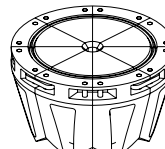
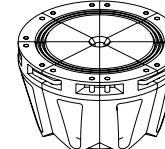
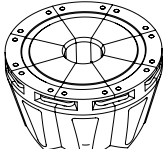


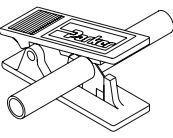
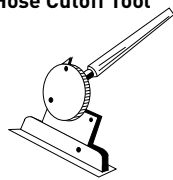

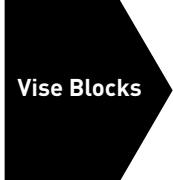
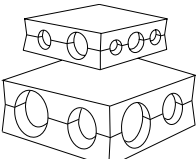




Tooling & Equipment

 <p>Swagers, Swager Tooling</p>	<p>Minute Machine PMM-1 Hand Swager</p>  <p>pg. 217</p>	<p>SQ-101-SW Swager/Mender</p>  <p>pg. 217</p>	<p>Male Pushers</p>  <p>pg. 247</p>	<p>Female Pushers</p>  <p>pg. 217</p>	<p>Tube Pushers</p>  <p>pg. 217</p>
<p>Split Dies</p>  <p>pg. 217</p>	<p>HTC Cutter</p>  <p>pg. 217</p>	 <p>MiniKrimp™</p>	<p>Hand Pump Model</p>  <p>pg. 218</p>	<p>Air Over Hydraulic</p>  <p>pg. 219</p>	<p>MiniKrimp Portable Stand</p>  <p>pg. 220</p>
 <p>Karrykrimp</p>	<p>Karrykrimp</p>  <p>pg. 222</p>	<p>Karrykrimp II</p>  <p>pg. 222</p>	 <p>Parkrimp</p>	<p>Parkrimp I</p>  <p>pg. 222</p>	<p>Parkrimp II</p>  <p>pg. 222</p>
 <p>Superkrimp</p>	<p>Superkrimp</p>  <p>pg. 222</p>	 <p>Pumps</p>	<p>Hand Pump</p>  <p>pg. 223</p>	<p>Hand Pump</p>  <p>pg. 223</p>	<p>Hand Pump</p>  <p>pg. 223</p>
<p>Air-Over-Hydraulic</p>  <p>pg. 223</p>	 <p>Parflex Parkrimp Dies</p>	<p>1 Groove</p>  <p>55 pg. 224</p>	<p>2 Grooves</p>  <p>58 pg. 224</p>	<p>3 Grooves</p>  <p>91N, 92, 93N pg. 224</p>	<p>1 V Groove</p>  <p>HY pg. 224</p>
 <p>Cutoff Tools</p>	<p>Hose Cutoff Machine</p>  <p>pg. 226</p>	<p>Plastic Tube Cutter</p>  <p>pg. 226</p>	<p>Hose Cutoff Tool</p>  <p>pg. 226</p>	<p>Karrykut</p>  <p>pg. 226</p>	 <p>Vise Blocks</p>
<p>Vise Blocks</p>  <p>pg. 226</p>	 <p>Hozemblem</p>	<p>Hozemblem</p>  <p>pg. 226</p>			