



Uncommon Excellence™
1916 – 2016

DIXON FIRE



The Right Connection®

2016

GOODYEAR
GOODYEARBELTING.COM

Call Toll Free: 1-866-711-4673
International: +1-727-342-5086

We Ship
World Wide

North American Manufacturing and Warehouse Locations



Terms and Conditions

Terms

Net 30 Days

Cash Discounts

Invoice dated 1st to the 14th of the month are subject to a 1% discount if paid by the 25th of the month. Invoices dated the 15th to the end of the month are subject to a 1% discount if paid by the 10th of the following month.

Claims

All claims must be made within 10 days of receipt of merchandise.

Drop Ship Fees

Dixon will charge a flat fee of \$5.00 on all drop shipments.

Minimum Order and Invoice

All orders for less than \$35.00 Net Value will be subject to a Minimum Net Charge of \$35.00 plus transportation.

Prepaid Freight Allowance

All shipments are F.O.B. factory or branch and shipped collect unless otherwise specified.

Orders totaling \$1,000.00 net value or more for immediate shipment to a single location within the continental United States will be shipped freight free. Any items back-ordered against the same order will also be shipped prepaid as they become available. Method of shipment will be the most economical means available to Dixon and does not include priority shipments such as air freight.

Returns

Material shipped as ordered may be returned only with Dixon's permission. A Credit Memo will be issued subject to a 15% handling charge (using list prices in effect at the time of purchase, less the maximum discount). Total returns in 1 year cannot exceed 5% of the previous years sales.

Certain products are excluded from this general return policy; contact Dixon for information on specific products.

Prompt Payment

Orders receive preferred treatment when the account is paid promptly. Orders may be temporarily held if any unpaid invoice is over 30 days.

We reserve the right to take out of the shipping and production schedules orders from accounts with unpaid invoices.

GOODYEAR
GOODYEARBELTING.COM

Call Toll Free: 1-866-711-4673
International: +1-727-342-5086

We Ship
World Wide

Nozzles



Nozzles - 4AN military, fog, garden hose, pistol grip, shut-off, constant flow
pages 85, 88, 90, 91, 94

Wrenches and Tools




Hydrant wrenches
page 97

Hose



Chemical booster hose
page 113

Hose Accessories



Leaflet hose cutter, couplings, hose menders

Racks & Reels / Specialties



Heavy duty hose reel, gauge accessories

DIXON FIRE

STEEL HOSE
CABINET



WEDGE DISC
GATE VALVES



REVERSIBLE CONCEALED
ANGLE SIAMESE BODY



SIDEWALK SIAMESE
ASSEMBLIES



Call Toll Free: 1-866-711-4673
International: +1-727-342-5086

GOODYEAR
GOODYEARBELTING.COM

**We Ship
World Wide**

ROOF CONNECTIONS



PIN RACK HOSE ASSEMBLY



ANGLE HOSE VALVE



FACTORY SET PRESSURE REDUCING BRASS VALVE



The Right Connection®


GOODYEAR
GOODYEARBELTING.COM

Call Toll Free: 1-866-711-4673
International: +1-727-342-5086

**We Ship
World Wide**

ULC UL Factory Set Pressure Reducing (regulating) Valves

Features:

- true combination shut-off and pressure reducing valves
- 1½" reduces inlet pressure of 300 PSI (2069 kPa) or less to working pressures of **10** through **175 PSI** (69-1207 kPa); 2½" reduces inlet pressures of 400 PSI (2758 kPa) or less to working pressures of **20** through **175 PSI** (138-1207 kPa) under discharge or static conditions
- female x female valves have an open / closed indicator bonnet for confirmation of valve status
- valves are tamper resistant and automatic
- available with a tamper proof switch
- complete switch, with bracket and housing, available for field mounting, consult Dixon™ for price and availability
- all debris must be flushed from the system prior to being placed into service 
- other configurations are available, contact Dixon™ for additional information

Specifications:

- pressure reducing (regulating) valves are listed by:
 1. Underwriters Laboratories for Automatic Sprinkler Systems as floor or zone control valves
 2. Standpipe Systems, Class I, II and III
 3. Automatic Check Valve for Dual Riser Systems
 4. Approved by New York City Board of Standards and Appeals, approval # MEA 54-07-E
 5. Approved by City of Los Angeles and the City of San Francisco (ULC 2½")

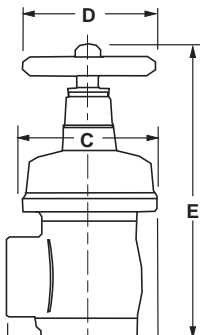


Inlet Female NPT	Outlet Male NST (NH)	Cast Brass Part #
1½"	1½"	NAPRAV150F-15
		NAPRAV150F-20
		NAPRAV150F-25
		NAPRAV150F-30
		NAPRAV150F-35
2½"	2½"	NAPRAV250F-55
		NAPRAV250F-60
		NAPRAV250F-65
		NAPRAV250F-70
		NAPRAV250F-75
		NAPRAV250F-80
		NAPRAV250F-90



Inlet Female NPT	Outlet Female NPT	Cast Brass Part #
1½"	1½"	NAPRAVF150-15
		NAPRAVF150-20
		NAPRAVF150-25
		NAPRAVF150-30
		NAPRAVF150-50
2½"	2½"	NAPRAVF250-55
		NAPRAVF250-60
		NAPRAVF250-65
		NAPRAVF250-70
		NAPRAVF250-75
		NAPRAVF250-80
		NAPRAVF250-85

Dimensions



Size	A	B	C	D	E closed	E open
1½"	2-7/32"	4-5/32"	3-7/8"	3-3/4"	9-25/64"	8-53/64"
2½"	3-7/32"	6-3/32"	5-3/4"	5-3/4"	11-3/8"	10-13/16"

Factory Set Pressure Reducing (regulating) Valves

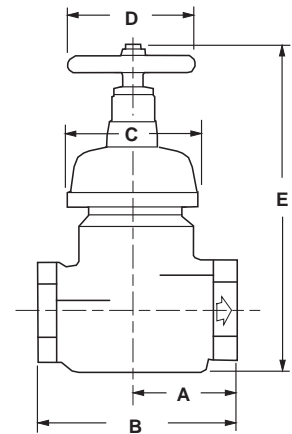
Inlet Female NPT	Outlet Female NPT	Cast Brass Part #
2½"	2½"	<i>NAPRVF250-55</i>
		<i>NAPRVF250-60</i>
		<i>NAPRVF250-65</i>
		<i>NAPRVF250-70</i>
		<i>NAPRVF250-75</i>
		<i>NAPRVF250-80</i>
		<i>NAPRVF250-85</i>

Inlet Grooved	Outlet Grooved	Cast Brass Part #
2½"	2½"	<i>NAPRVG250-55</i>
		<i>NAPRVG250-60</i>
		<i>NAPRVG250-65</i>
		<i>NAPRVG250-70</i>
		<i>NAPRVG250-75</i>
		<i>NAPRVG250-75</i>




Dimensions

Size	Style	A	B	C	D	E closed	E open
2½"	NPT	3-7/8"	7-3/4"	5-3/4"	5-3/4"	12-3/4"	12-13/16"
2½"	grooved	4-3/8"	8-3/4"	5-3/4"	5-3/4"	12-3/4"	12-13/16"



Accessories for Pressure Reducing Brass Valves

Description	Part #
1½" tamper switch bracket kit (bonnet, nut, switch, bracket)	<i>4201901588</i>
2½" tamper switch bracket kit (bonnet, nut, switch, bracket)	<i>4201901587</i>
switch bracket only	<i>18-458-00017</i>
replacement handles for 1½" valves	<i>AV150-W</i>
replacement handles for 2½" valves	<i>46-030-00025</i>



ULC UL Factory Set Pressure Reducing (regulating) Valves

Features:

- (4) drilled and tapped bosses:
 - two on each side for upstream and downstream pressure monitoring
 - saves installation time and provides a cleaner appearance
- 2½" size reduces inlet pressures of **400 PSI** (2758 kPa) or less to desired working pressures from **20** through **175 PSI** (138-1207 kPa) under discharge or static conditions
- tamper switch available

angle valves



grooved x grooved

Inlet Grooved	Outlet Grooved	Cast Brass Part #
2½"	2½"	NAPRAVGT250-55
		NAPRAVGT250-60
		NAPRAVGT250-65
		NAPRAVGT250-70
		NAPRAVGT250-75
		NAPRAVGT250-80
		NAPRAVGT250-85
NAPRAVGT250-95		



grooved x female

Inlet Grooved	Outlet Female NPT	Cast Brass Part #
2½"	2½"	NAPRAVGFT250-55
		NAPRAVGFT250-60
		NAPRAVGFT250-65
		NAPRAVGFT250-70
		NAPRAVGFT250-75
		NAPRAVGFT250-80
		NAPRAVGFT250-85
NAPRAVGFT250-95		

globe valves

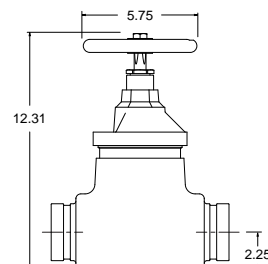
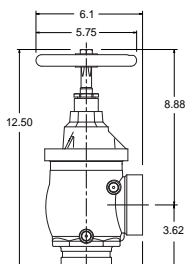
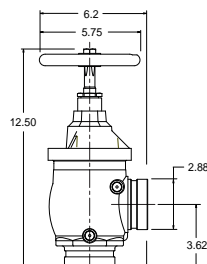


female x female

Inlet Female NPT	Outlet Female NPT	Cast Brass Part #
2½"	2½"	NAPRVFT250-55
		NAPRVFT250-60
		NAPRVFT250-65
		NAPRVFT250-70
		NAPRVFT250-75
		NAPRVFT250-80
		NAPRVFT250-85

Inlet Grooved	Outlet Grooved	Cast Brass Part #
2½"	2½"	NAPRVGT250-55
		NAPRVGT250-60
		NAPRVGT250-65
		NAPRVGT250-70
		NAPRVGT250-75
		NAPRVGT250-80
		NAPRVGT250-85

Dimensions



Field Adjustable Pressure Reducing Valves



Features:

- U/L listed
- allows flexibility during installation with the ability to adjust settings once installed as hydraulic conditions change
- used in applications where the inlet pressure is greater than 175 PSI
- 1/4" NPT gauge ports - both sides, drilled and tapped standard
- 3/8" adjusting rod included
- available tamper switch (**42-019-01587**), consult Dixon™



uses 3/8" rod:
<30 ft lbs required to adjust



angle valves ¹

Inlet	Outlet	Cast Brass Part #
2 1/2" FNPT	2 1/2" MNST	FAPRAV250F
2 1/2" FNPT	2 1/2" FNPT	FAPRAVF250
2 1/2" groove	2 1/2" MNST	FAPRAVG250F
2 1/2" groove	2 1/2" groove	FAPRAVG250G

straight valves ²

Inlet	Outlet	Cast Brass Part #
2 1/2" groove	2 1/2" groove	FAPRVG250
2 1/2" FNPT	2 1/2" FNPT	FAPRVF250

Replacement Parts

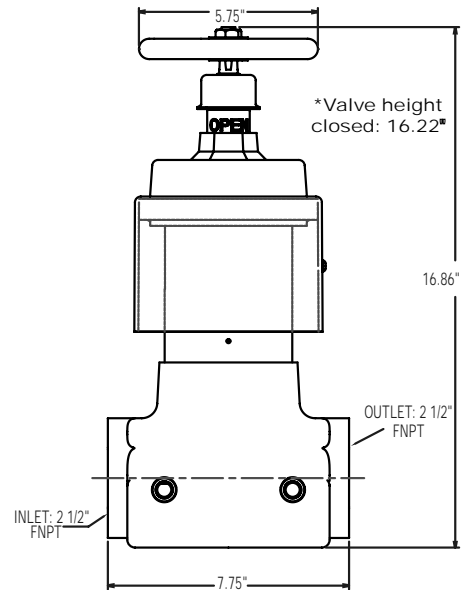
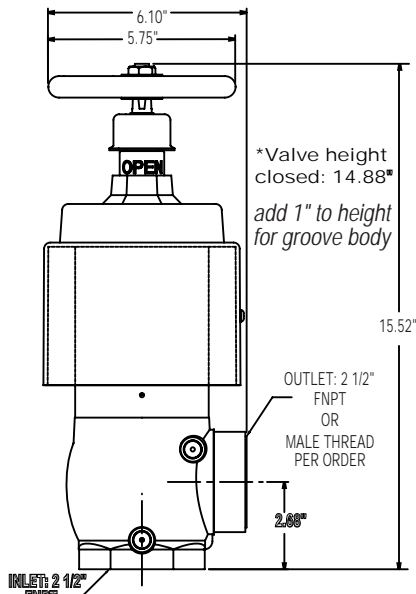
Description	Cast Iron Part #
handwheel	46-030-00025



Setting Instructions:

1. Determine desired outlet pressure for known inlet pressure.
2. Remove the tamper-resistant screw and slide the plastic cover up to access the adjusting nut.
3. Use a 3/8" diameter rod in any one of the 6 holes in the adjusting nut and rotate counter clockwise to increase the pressure at the outlet.
4. Check valve under pressure under static and under the anticipated flowing conditions to ascertain that the setting produces the expected results.

Dimensions



UL ULC Global Adjustable Pressure Restricting Angle Valves

Application:

- used when flowing water pressure needs to be controlled

Features:

- preset orifices restrict the volume of water thereby lowering the pressure of the flowing water; NFPA requires restricting valves where inlet pressure exceeds 100 PSI
- restricting valve has no effect on the static pressure of a system
- restricting device can be manually by passed if required by opening the valve fully: pull the pin allowing the yoke to fall back from the valve stem which allows valve to be fully opened, when valve needs to be restricted again, slide the yoke back into place to be NFPA compliant



Inlet Female NPT	Outlet Male NST (NH)	Cast Brass Part #
1½"	1½"	AVAPR150F-I
2½"	2½"	AVAPR250F-I

Inlet Female NPT	Outlet Female NPT	Cast Brass Part #
1½"	1½"	AVAPRF150-I
2½"	2½"	AVAPRF250-I

UL ULC Domestic Adjustable Pressure Restricting Angle Valves

Application:

- used when flowing water pressure needs to be controlled

Features:

- preset orifices restrict the volume of water thereby lowering the pressure of the flowing water; NFPA requires restricting valves where inlet pressure exceeds 100 PSI
- restricting valve has no effect on the static pressure of a system
- can be manually by-passed if required by opening the valve fully, this is accomplished by breaking the breakable link, which allows the valve stem to rise to the full open position
- breakable link also serves as an indication of valve condition and status; if valve is opened without breaking the link it will resume its previous position and no resetting is necessary
- restricts inlet pressure from 70 PSI up to a maximum of 175 PSI
- restricts down to outlet pressures of 65, 80 or 100 PSI, outlet pressures may be set below 65 PSI when authorized by the local authority having jurisdiction
- restricts only under flow conditions
- setting charts are packed with valve
- U/L listed
- New York City Board of Standards and Appeals, approval # MEA 54-07-E
- maximum operating pressure: up to **175 PSI**
- aluminum handwheel
- other configurations are available, contact Dixon™ for additional information




Inlet Female NPT	Outlet Male NST (NH)	Cast Brass Part #
1½"	1½"	AVAPR150F
2½"	2½"	AVAPR250F

Inlet Female NPT	Outlet Female NPT	Cast Brass Part #
1½"	1½"	AVAPRF150
2½"	2½"	AVAPRF250

Adjustable Pressure Restricting Device

Features:

- for installation on Class I or Class III standpipe system hose outlets
- device restricts pressure in the piping system to such a degree that hose lines can be handled by persons untrained in the handling of heavy fire streams
- New York City Board of Standards and Appeals, approval # MEA 54-07-E
- 2½" U/L listed
- working pressure: **175 PSI** at 70°F (21°C)



Female Thread	Male Thread	Cast Brass Part #
1½" NST (NH)	1½" NST (NH)	APRD150F
2½" NST (NH)	2½" NST (NH)	APRD250F
2½" NYC	2½" NYC	APRD250NYC



Domestic Cast Angle Hose Valves



Features:

- U/L listed and FM approved
- aluminum hand wheel
- working pressure: **300 PSI** at 70°F (21°C)

Inlet Female NPT	Outlet Male Thread	Cast Brass Part #
1½"	1½" NST (NH)	AV150
	1½" NYFD	AV150NYFD¹
	1½" NPSH	AV150S
	1½" NPT	AV150T
2½"	2½" NST (NH)	AV250
	2½" NYC	AV250NYC¹
	2½" NYFD	AV250NYFD¹
	2½" NPSH	AV250S

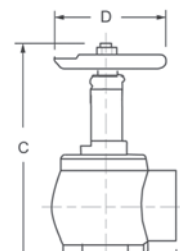
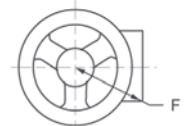
¹ supplied with red hand wheel



Inlet Female NPT	Outlet Female NPT	Cast Brass Part #
1½"	1½"	AVF150
2½"	2½"	AVF250

Replacement Parts

Description	Part #
aluminum handwheel for 1½" valve	AV150-W
aluminum handwheel for 2½" valve	AV250-W
handwheel nut for 1½" valve	AV150-N
handwheel nut for 2½" valve	AV250-N
valve seal rubber for 1½" valve	AV150-RBR
valve seal rubber for 2½" valve	AV250-RBR



Dimensions

Size	A	B	C closed	C open	D	F
------	---	---	----------	--------	---	---



Global Cast Angle Valves

Female Inlet

Features:

- NPT inlet thread only
- aluminum handwheel
- working pressure: **300 PSI** at 70°F (21°C)
- New York City Board of Standards and Appeals, approval # MEA 54-07-E
- available finishes:
 - cast (standard)
 - polished: -P
 - chrome: -C
- minimum quantity for special thread, consult Dixon™



Inlet Female NPT	Outlet	Cast Yellow DZR Brass Part #
1½"	1½" male NST (NH)	AV150-I
2½"	2½" male NST (NH)	AV250-I
NEW 2½"	2½" MNYFD	AV250NYFD-I

Grooved Inlet



Inlet Grooved	Outlet Male NST (NH)	Cast Yellow DZR Brass Part #
2½"	2½"	AVG250F-I

Inlet Grooved	Outlet Female NPT	Cast Yellow DZR Brass Part #
2½"	2½"	AVGF250-I

Double Female

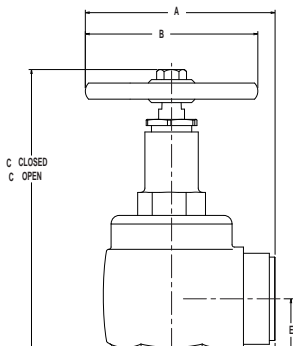
Features:

- NPT inlet and outlet only
- aluminum handwheel
- working pressure: **300 PSI** at 70°F (21°C)
- New York City Board of Standards and Appeals, approval # MEA 54-07-E
- available finish:
 - cast (standard)
 - polished = -P
 - chrome = -C



Inlet Female NPT	Outlet Female NPT	Cast Yellow DZR Brass Part #
1½"	1½"	AVF150-I
2½"	2½"	AVF250-I

Dimensions



Size	A	B	C (closed)	C (open)	D	E	Wt. in Lbs.
1½"	4.13"	3.75"	6.80"	7.78"	2.25"	1.81"	4.4
2½"	5.69"	5.00"	9.00"	10.72"	3.19"	2.59"	9.5

Global Forged Angle Hose Valves



Features:

- to be used with a fire hose rack assembly, or as a fire department outlet connection
- U/L listed and FM approved
- red steel handwheel
- maximum operating pressure: **300 PSI** at 70°F (21°C)
- polished or chrome plated parts with other outlet threads are also available, consult Dixon™ for information

Female x Male

Inlet Female NPT	Outlet Male Thread	Forged Brass Part #
1½"	1½" NST (NH)	AV151
2½"	2½" NST (NH)	AV251
	2½" NYC	AV251NYC
	2½" NYFD	AV251NYFD
	3" NST	AV2531



Female x Female

Inlet Female NPT	Outlet Female NPT	Forged Brass Part #
1½"	1½"	AVF151
2½"	2½"	AVF251

Replacement Parts

Description	Part #
handwheel for 1½" valve	AV151-WR
handwheel for 2½" valve	AV251-WR
handwheel nut for 1½" valve	AV151-N
handwheel nut for 2½" valve	AV251-N
valve seal rubber for 1½" valve	AV151-RBR
valve seal rubber for 2½" valve	AV251-RBR



500# Angle Hose Valves



Applications:

- Typical applications are in fire department, gravity and pressure tank connections, test connections, and public water supplies to sprinkler and standpipe systems; designed and approved to manage 500 PSI pressures in piping systems where it is necessary to access the system for a fire hose connection.

Features:

- red handwheel
- FM approved
- New York City Board of Standards and Appeals, approval # MEA 54-07-E
- maximum operating pressure: **500 PSI** at 70°F (21°C)

Inlet Female NPT	Outlet Male Thread	Cast Brass Part #
2½"	2½" NST (NH)	AV5-250F
2½"	2½" NYFD	AV5-250NYFD



AV5-250NYFD



Inlet Female NPT	Outlet Female NPT	Cast Brass Part #
------------------	-------------------	-------------------

Male x Grooved Adapters with Internal Lugs



Feature:

- allows the conversion of a female NPT valve inlet to connect to grooved piping

Male NPT	Grooved Size	Length	Brass Part #
2½"	2½"	2-3/64"	VMIL250
4"	4"	2-3/64"	VMIL400

Male x Male Adapters with Internal Lugs



Feature:

- allows the conversion of a female NPT valve inlet to connect to hose

Male NPT	Male NH (NST)	Length	Brass Part #
2½"	2½"	1-29/64"	DMIL250F
2½"	3"	1-31/64"	DMIL2530F

- All adapters are made to approved Dixon™ specifications.

Straight Globe Valves

Features:

- ideal for wet and combination systems
- used with a fire hose rack assembly, or as a fire department outlet connection
- aluminum handwheel
- maximum operating pressure: **300 PSI** at 70°F (21°C)



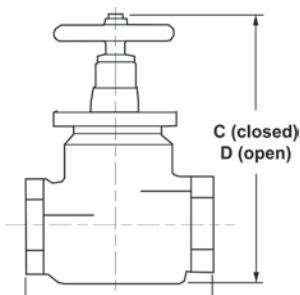
Female x Male

Inlet Female	Outlet Male	Cast Brass Part #
1½" NPT	1½" NST (NH)	SGV150F
2½" NPT	2½" NST (NH)	SGV250F

Female x Female

Inlet Female NPT	Outlet Female NPT	Cast Brass Part #
1½"	1½"	SGVF150
2½"	2½"	SGVF250

Dimensions



Size	A	B	C (closed)	D (open)
1½"	2-3/8"	4-3/4"	7-1/4"	8"
2½"	3-9/32"	6-9/16"	7-3/8"	8-1/8"

Straight Ball Drip Valves

Application:

- designed to drain the low point of a system this valve should be placed between a fire department connection and a swing check valve

Features:

- will seal automatically under pressure
- install horizontally
- working pressure: **175 PSI** at 70°F (21°C)




Male NPT	Male NPT	Brass Part #
1/2"	1/2"	SBDV50
3/4"	3/4"	SBDV75

Angled Ball Drip Valves

Features:

- seals automatically under pressure
- installed horizontally, the ball seats at approximately 8-10 PSI
- working pressure: **175 PSI** at 70°F (21°C)



Male NPT	Male NPT	Brass Part #
1/2"	1/2"	ASBDV50
3/4"	3/4"	ASBDV75

Groove x Groove Check Valves

Applications:

- Used in Fire Protection Systems to allow water flow in one direction only. Typical applications include: connections between public water supplies and private fire services systems; discharges from fire pumps; gravity tank connections; fire department pumper connections

Features:

- supplied with 1/4" and 1/2" tapped NPT ports below the clapper and a 1/4" tapped NPT port above the clapper
- supplied with a 1 1/2" NPT tapped boss below the clapper, boss above the clapper may be tapped for the addition of a 1/2" NPT drain
- for horizontal and vertical installation
- U/L listed
- maximum operating pressure: **250 PSI** working pressure at 70°F (21°C)



Description	Brass Part #
4" groove x 4" groove	SCVV400

Chicago Pattern Valves

Features:

- aluminum handwheel
- maximum operating pressure: **175 PSI** at 70°F (21°C)




Inlet Male NPT	Outlet Male	Cast Brass Part #
1 1/2"	1 1/2" NST (NH)	CPV150F
1 1/2"	1 1/2" NPSH	CPV150S



Non-rising Stem Wedge Disc Gate Valves

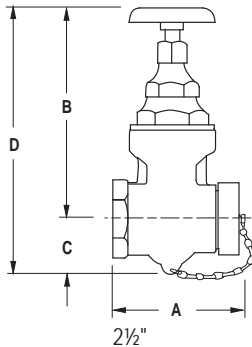


Features:

- red iron handwheel, with brass cap and chain
- cap not included on the NYFD threaded valve and special threaded valves
- solid wedge disc with tapered seats
- 2½" U/L listed and FM approved
- FM approved
- working pressure: **300 PSI** at 70°F (21°C)
- not recommended for wet standpipe systems, use AV250 (18-157) for this purpose, see page 545 
- other configurations are available, contact Dixon™ for additional information

Inlet Female NPT	Outlet Male Thread	U/L	Cast Brass Part #
1½"	1½" NST (NH)	no	WDGV150F
2½"	2½" NST (NH)	yes	WDGV250F
2½"	2½" NYFD	yes	WDGV250NYFD

Dimensions



Size	A	B	C	D
1½"	3-49/64"	5-5/8"	1-1/8"	6-3/8"
2½"	6"	10-3/4"	2-1/2"	13-1/4"



Global Non-rising Stem Wedge Disc Gate Valves

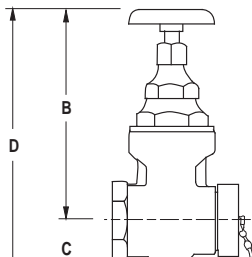


Features:

- working pressure: **300 PSI** (2069 kPa)
- custom male thread available
- non-rising stem
- cast brass with solid wedge disc and tapered seats
- red iron wheel handle with cap and chain (cap not supplied on non-standard threads)
- alloy = DZR brass
- furnished with 2½" NST brass cap and chain
- available finish:
 - cast (standard)
 - polished trim - P
 - cast chrome - RC
 - polished chrome trim - C

Inlet Female NPT	Outlet Male NST	U/L	Cast DZR Brass Part #
2½"	2½"	no	GWDGV250F

Dimensions



Size	A	B	C	D
2½"	5"	7¾"	2½"	10"

Non-rising Stem Wedge Disc Gate Valves



Applications:

- for use on standpipes, fire pumps and hydrants

Features:

- satin finish
- red handwheel
- solid wedge disc with tapered seats
- straightway pattern
- U/L listed and FM approved
- working pressure: **300 PSI** at 70°F (21°C)



Inlet Female NPT	Outlet Male NST (NH)	Forged Brass Part #
2½"	2½"	WDGV251F
3"	2½"	WDGV3025F

Wedge Disc Gate Valves - Rising Stem

Features:

- red iron handwheel, with brass cap and chain
- solid wedge disc with tapered seats
- not recommended for wet standpipe systems, use AV250 (18-157) for this purpose, see page 545
- working pressure: see chart below
- other configurations are available, contact Dixon™ for additional information

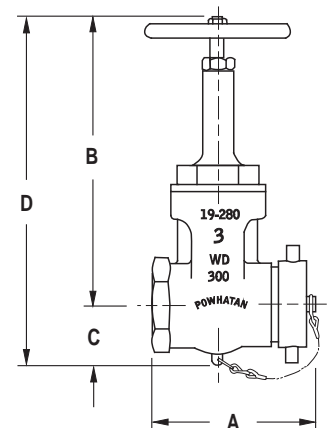


Inlet Female NPT	Outlet Male	WP PSI	Cast Brass Part #
2½"	2½" NST (NH)	200	RWDGV250F
3"	2½" NST (NH)	300	RWDGV3025F¹

¹ U/L listed

Dimensions

Size	A	B closed	C	D closed	D open
2½"	6-1/2"	11	2-1/2"	13-1/2"	16-1/4"
3" x 2½"	6-3/16"	11	2-1/2"	13-1/2"	16-1/4"



Plain Wye with Pin Lugs



Feature:

- divides one stream into two
- other configurations are available, contact Dixon™ for additional information

Inlet Female	(2) Outlets Male	Cast Brass Part #
1½" NST (NH) 1½" NPSH	1½" NST (NH) 1½" NPSH	PW15F15F PW15S15S
2½" NST (NH) 2½" NST (NH)	1½" NST (NH) 2½" NST (NH)	PW25F15F PW25F25F

Hydrant Diffusers



Features:

- powder coated red finish
- brass swivels with full 360° rotation
- flow can be directed to your desired position while flushing the hydrant
- specially designed outlet reduces high velocity discharge to a slower diffused pattern protecting landscape and traffic

Female NST (NH)	Carbon Steel Part #
2½"	HD250F
4"	HD400F
4½"	HD450F

Single Hydrant Gate Valves with Handwheel



Application:

- protects fire hydrants from damage that can occur if they are used for throttling

Features:

- pin lug swivel, non-rising stem, red handwheel
- metal to metal seal
- U/L listed
- for use on hydrants, standpipes, and fire pumps
- maximum operating pressure: **300 PSI** (water only) at 70°F (21°C)

Inlet Female	Outlet Male	Forged Brass Part #
2½" NST (NH) 2½" NYFD	2½" NST (NH) 2½" NYFD	HGVW250F HGVW250NYFD

Replacement Part



Description	Part #
handwheel	HGVW250-W

Single Hydrant Gate Valves with Hand Wheel



Application:

- used to throttle the flow from a fire hydrant preventing damage to the hydrant

Features:

- O-ring seal
- U/L listed
- for use on standpipes and fire pumps where U/L listing is required
- maximum operating pressure: **175 PSI** (water only) at 70°F (21°C)
- other configurations are available, contact Dixon™ for additional information

Inlet Female	Outlet Male	Cast Red Brass Part #
2½" NST (NH)	2½" NST (NH)	<i>UHGV250F</i>
2½" NST (NH)	2½" NST (NH)	<i>UHGV250F-D</i>



Replacement Part

Description	Part #
handwheel	<i>UHGV250-W</i>



Single Hydrant Gate Valves with Speed Handle

Application:

- used to throttle the flow from a fire hydrant preventing damage to the hydrant

Features:

- pin lug swivel, non-rising stem, aluminum speed handle
- rubber seal
- for use on hydrants, standpipes, and fire pumps
- maximum operating pressure: **175 PSI** (water only) at 70°F (21°C)
- other configurations are available, contact Dixon™ for additional information

Inlet Female	Outlet Male	Cast Brass Part #
2½" NST (NH)	2½" NST (NH)	<i>HGV250F</i>
2½" NST (NH)	2½" NST (NH)	<i>HGV250F-D</i>
2½" NST (NH)	2½" NPSH	<i>HGV250</i>



Replacement Part

Description	Aluminum Part #
speed handle	<i>HGV250-H</i>





Sprinkler Hose Valve



Features:

- aluminum wheel
- U/L listed and FM approved for automatic sprinkler and standpipe systems
- working pressure: **175 PSI** (water only) at 70°F (21°C)

Inlet Male NPT	Outlet Male NST (NH)	Cast Brass Part #
1"	1½"	ASHV1015F

Push Pull Drain Valve



Features:

- direct mount
- 2½" handle length

Inlet	Outlet	Brass Part #
¾" FNPT	¾" FNPT	PPDV75

Automatic Drain Vent Valve



Features:

- attaches to the hose end of a hose rack nipple keeping the hose free of moisture by draining water from a leaky valve; when the valve is opened for use a spring valve closes the drain and directs all water through the hose
- other threads and finishes are available, consult Dixon™ for more information

Female NH (NST)	Male NH (NST)	Working Pressure (PSI)	Cast Brass Part #
¾" FNPT	¾" FNPT	175	ADV150F



Test and Drain Valves




Features:

- valve combines the function of testing and draining the system
- chrome plated ball with PTFE seats
- U/L listed and FM approved


NPT Thread	Port Orifice	Forged Brass Part #
1"	½"	TDV100
1¼"	½"	TDV125
2"	½"	TDV200

¼ Turn Plug Type Wye Valves

Features:

- pin lug swivel
- maximum operating pressure: **175 PSI** (water only) at 70°F (21°C)
- not recommended for charged pre-connected hose 

Inlet Female NST (NH)	(2) Outlets Male	Cast Brass Part #
2½"	1½" NST (NH)	S6175
2½"	1½" NPSH	S6175S



¼ Turn Ball Type Wye Valves

Features:

- rocker lug swivel
- operates easily under high pressure
- handles are not field replaceable
- maximum operating pressure: **175 PSI** (water only) at 70°F (21°C)

Specification:

- meets NSN specifications # 4210-00-255-0234

Inlet Female	(2) Outlets Male	Cast Brass Part #
2½" NST (NH)	1½" NPSH	S7337S



Full Flow ¼ Turn Ball Type Wye Valves

Features:

- recommended for charged pre-connected hose lines
- pin lug swivel
- maximum operating pressure: **175 PSI** (water only) at 70°F (21°C)
- other configurations are available, contact Dixon™ for additional information

Inlet Female Swivel	(2) Outlets Male	Cast Brass Part #
1½" NPSH	1½" NPSH	S7100-15S
1½" NST (NH)	1½" NST (NH)	S7100-15
2½" NST (NH)	1½" NST (NH)	S7100



Leader Line ¼ Turn Ball Type Wye Valve

Features:

- body painted red with chrome trim
- maximum operating pressure: **400 PSI** (water only) at 70°F (21°C)

Inlet Female NST (NH)	(2) Outlets Male NST (NH)	Brass Part #
2½"	1½"	LLBV2515F



Dixon™ Hydrant Gate Valves with Speed Handle



Application:

- protects fire hydrants from damage that can occur if they are used for throttling

Features:

- full 2½" waterway
- anodized throughout - minimum thickness 0.001"
- test pressure: **250 PSI**, working pressure: **100 PSI** at 70°F (21°C)

Inlet Female Swivel	Outlet Male	Aluminum Alloy, 356-T6 Part #
2½" NPSH	2½" NPSH	AHGV250
2½" NST (NH)	2½" NST (NH)	AHGV250F

Replacement Parts



handwheel and knob

Description	Part #
handwheel and knob	HGV-HDWHL
knob only	HGV-KNOB

Global Hydrant Gate Valves with Speed Handle



Application:

- protects fire hydrants from damage that can occur if they are used for throttling

Features:

- pin lug swivel, non-rising stem, aluminum speed handle
- non-metallic seal
- maximum operating pressure: **175 PSI** (water only) at 70°F (21°C)

Inlet Female NST (NH)	Outlet Male NST (NH)	Aluminum Part #
2½"	2½"	AHGV250F-I

Replacement Part



Description	Aluminum Part #
speed handle	AHGV250F-H

Dixon™ Large Diameter (LDH) Gate Valves

Application:

- used on the suction intake and discharge sides of a pumper or on a hydrant

Features:

- 30° elbow needs only 8 easy turns to open and close
- non-rising stem, with an air bleed off
- finish anodized throughout - minimum thickness 0.001"
- maximum operating pressure: **280 PSI** at 70°F (21°C), without relief valve
- 4½" minimum waterway

Storz x Storz

Inlet Storz	Outlet Storz	Alum. Alloy, 356-T6 Part #	Length	Width	Height
4"	4"	SGV440	9"	6¼"	19½"
4"	5"	SGV450	9"	7¾"	19½"
5"	4"	SGV540	9"	7¾"	19½"
5"	5"	SGV550	9"	7¾"	19½"

- all measurements include handles



Storz x Storz 30° with PRV

Inlet Storz	Outlet Storz	Alum. Alloy, 356-T6 Part #	Length	Width	Height
4"	4"	SGV30-440	9"	6¼"	20.0"
4"	5"	SGV30-450	9"	7¾"	20.0"
5"	4"	SGV30-540	9"	7¾"	20.0"
5"	5"	SGV30-550	9"	7¾"	20.0"

- all measurements include handles



Storz x Female Swivel

Inlet Storz	Outlet Female NST Swivel	Alum. Alloy, 356-T6 Part #	Length	Width	Height
4"	4"	FSGV440F	9"	6"	19½"
4"	4½"	FSGV445F	9"	6½"	19½"
4"	5"	FSGV450F	9"	7"	19½"
4"	6"	FSGV460F	9"	8"	19½"
5"	4"	FSGV540F	9"	6"	19½"
5"	4½"	FSGV545F	9"	6½"	19½"
5"	5"	FSGV550F	9"	7"	19½"
5"	6"	FSGV560F	9"	8"	19½"

- all measurements include handles



Dixon™ Large Diameter (LDH) Gate Valves

Female x Male



Inlet Male	Outlet Female NST Swivel	Part #	Length	Width	Height
4"	4"	<i>FMGV40F40F</i>	9"	6¼"	19½"
4"	4½"	<i>FMGV40F45F</i>	9"	6½"	19½"
4"	5"	<i>FMGV40F50F</i>	9"	7¾"	19½"
4"	6"	<i>FMGV40F60F</i>	9"	7¾"	19½"
4½"	4"	<i>FMGV45F40F</i>	9"	7¾"	19½"
4½"	4½"	<i>FMGV45F45F</i>	9"	7¾"	19½"
4½"	5"	<i>FMGV45F50F</i>	9"	7¾"	19½"
4½"	6"	<i>FMGV45F60F</i>	9"	7¾"	19½"
5"	4"	<i>FMGV50F40F</i>	9"	7¾"	19½"
5"	4½"	<i>FMGV50F45F</i>	9"	7¾"	19½"
5"	5"	<i>FMGV50F50F</i>	9"	7¾"	19½"
5"	6"	<i>FMGV50F60F</i>	9"	7¾"	19½"
6"	6"	<i>FMGV60F60F</i>	9"	7¾"	19½"

- all measurements include handles

Storz x 30° Female Swivel



Inlet Storz	Outlet Female NST Swivel	Part #	Length	Width	Height
4"	4"	<i>FSGVR30-440F</i>	9"	6"	19½"
4"	4½"	<i>FSGVR30-445F</i>	9"	6½"	19½"
4"	5"	<i>FSGVR30-450F</i>	9"	7"	19½"
4"	6"	<i>FSGVR30-460F</i>	9"	8"	19½"
5"	4"	<i>FSGVR30-540F</i>	9"	6"	19½"
5"	4½"	<i>FSGVR30-545F</i>	9"	6½"	19½"
5"	5"	<i>FSGVR30-550F</i>	9"	7"	19½"
5"	6"	<i>FSGVR30-560F</i>	9"	8"	19½"

- all measurements include handles
- order without "R" to purchase without a relief valve, consult Dixon™ for pricing



with pressure relief valve

Replacement Parts



GV-HDWHL

Description	Part #
handwheel and knob	<i>GV-HDWHL</i>
knob only	<i>GV-KNOB</i>

Dixon™ Large Diameter (LDH) Gate Valves

Female x Male 30° Swivel

Female	Male	Part #	Length	Width	Height
4"	4"	FMGV30-40F40F	10"	6"	19½"
4"	4½"	FMGV30-40F45F	10"	6½"	19½"
4"	5"	FMGV30-40F50F	10"	7"	19½"
4"	6"	FMGV30-40F60F	10"	8"	19½"
4½"	4"	FMGV30-45F40F	10"	6"	19½"
4½"	4½"	FMGV30-45F45F	10"	6½"	19½"
4½"	5"	FMGV30-45F50F	10"	7"	19½"
4½"	6"	FMGV30-45F60F	10"	8"	19½"
5"	4"	FMGV30-50F40F	10"	6"	19½"
5"	4½"	FMGV30-50F45F	10"	6½"	19½"
5"	5"	FMGV30-50F50F	10"	7"	19½"
5"	6"	FMGV30-50F60F	10"	7½"	19½"
6"	6"	FMGV30-60F60F	10"	8"	19½"



- Note: all measurements include handles
- add "R" to above part number if pressure relief valve required - e.g. FMGVR30

Dixon™ Direct Mount Relief Valves

Feature:

- 0-200 PSI pressure relief valve

Description	Part #
pressure relief valve only	RV250
pressure relief valve with 2½" male thread	MRV250
pressure relief valve with 2½" female swivel thread	FRV250



Dixon™ Hydrant Boosters

Application:

- can be used as a hydrant booster or for inline pumping

Features:

- maximum operating pressure: **280 PSI** at 70°F (21°C) without relief valve
- 4½" minimum waterway
- finish anodized throughout - minimum thickness 0.001"
- Initially the valve is connected to the hydrant and water can be pumped directly from the hydrant to the fire. If pressure is low, the valve can have a second pumper connected to it without interrupting flow, a third position allows emergency shut-down.

Storz	Female NST Swivel	Alum. Alloy, 356-T6 Part #	Length	Width	Height
(3) 4" Storz	4½"	FSHV445F	13½"	19½"	12¾"
(3) 4" Storz	5"	FSHV450F	13½"	19½"	12¾"
(3) 5" Storz	4½"	FSHV545F	13½"	19½"	12¾"
(3) 5" Storz	5"	FSHV550F	13½"	19½"	12¾"



- all measurements include handles

Dixon™ Piston Intake Relief Valves

Features:

- standard with a 30° elbow (permitting smoother water flow), adjustable relief valve, retractable knob on hand wheel and air bleed off
- permits safe controlled flow to the intake pump and can also be used to draft
- available with Storz or threaded combination
- 9 easy turns open and close the valve
- without relief valve **280 PSI** at 70°F (21°C), without relief valve
- 4½" minimum waterway
- finish anodized throughout - minimum thickness 0.001"
- relief valve - double spring, cartridge type, adjustable from **50 to 200 PSI**



Storz	Female Swivel NST (NH)	Alum. Alloy, 356-T6 Part #	Length	Width	Height
4"	4"	FSGR440F	12"	8"	17"
4"	4½"	FSGR445F	12"	8"	17"
4"	5"	FSGR450F	12"	8"	17"
4"	6"	FSGR460F	12"	8"	17"
5"	4"	FSGR540F	12"	8"	17"
5"	4½"	FSGR545F	12"	8"	17"
5"	5"	FSGR550F	12"	8"	17"
5"	6"	FSGR560F	12"	8"	17"



Male NST (NH)	(2)Female NST (NH) Swivel	Alum. Alloy, 356-T6 Part #	Length	Width	Height
4"	4"	FMGR40F40F	12"	8"	17"
4"	4½"	FMGR40F45F	12"	8"	17"
4"	5"	FMGR40F50F	12"	8"	17"
4"	6"	FMGR40F60F	12"	8"	17"
4½"	4"	FMGR45F40F	12"	8"	17"
4½"	4½"	FMGR45F45F	12"	8"	17"
4½"	5"	FMGR45F50F	12"	8"	17"
4½"	6"	FMGR45F60F	12"	8"	17"
5"	4"	FMGR50F40F	12"	8"	17"
5"	4½"	FMGR50F45F	12"	8"	17"
5"	5"	FMGR50F50F	12"	8"	17"
5"	6"	FMGR50F60F	12"	8"	17"
6"	6"	FMGR60F60F	12"	8"	17"

- all measurements include handles

Replacement Parts



PV-HDWHL

Description	Part #
handwheel and knob	PV-HDWHL
knob only	PV-KNOB

Dixon™ 2-Way Ball Valves

Features:

- valve feeds two smaller attack lines from one large diameter supply line, 2½" outlet is a gated ball valve providing a safe controlled flow of water
- compact valve comes standard with a carrying handle
- maximum operating pressure: **280 PSI** at 70°F (21°C), without relief valve
- water way: inlet side - 4½" maximum, 2 outlets - 2½" maximum
- finish anodized throughout - minimum thickness 0.001"
- available with Storz or threaded combinations
- can be used to distribute water in the opposite direction

Inlet Storz	Outlet Male	Alum. Alloy, 356-T6 Part #	Length	Width	Height
2½"	2½"	MSBV2525F	9"	8"	7"
3"	2½"	MSBV325F	9"	8½"	7"
4"	2½"	MSBV425F	12"	9¾"	9"
5"	2½"	MSBV525F	12½"	9¾"	9"
6"	2½"	MSBV625F	12½"	10¼"	9"

Storz Inlet with (2) Outlets

Inlet Storz	(2) Outlet Storz	Alum. Alloy, 356-T6 Part #	Length	Width	Height
2½"	2½"	SBV2525	9"	8"	7"
3"	2½"	SBV325	9"	8½"	7"
4"	2½"	SBV425	12"	9¾"	9"
5"	2½"	SBV525	12½"	12"	9"
6"	2½"	SBV625	12½"	12"	9"

Inlet Storz	(2) Outlet Female	Alum. Alloy, 356-T6 Part #	Length	Width	Height
2½"	2½"	FSBV2525F	9"	8"	7"
3"	2½"	FSBV325F	9"	8½"	7"
4"	2½"	FSBV425F	12"	11½"	9"
5"	2½"	FSBV525F	12½"	11½"	9"
6"	2½"	FSBV625F	12½"	12"	9"

- all measurements include handles



Dixon™ 2-Way Ball Valves

Female Swivel Inlet with (2) Male Outlets



1 1/2"



2 1/2"



3" - 6"

Inlet Female Swivel	(2) Outlet Male	Part #
1 1/2"	1 1/2"	FMBV15F15F
1 1/2"	1 1/2"	FMBV15S15S
2 1/2"	1 1/2"	FMBV25F15F
2 1/2"	2 1/2"	FMBV25F25F
3"	2 1/2"	FMBV30F25F
4"	2 1/2"	FMBV40F25F
4 1/2"	2 1/2"	FMBV45F25F
5"	2 1/2"	FMBV50F25F
6"	2 1/2"	FMBV60F25F

Forestry Grade Aluminum 1/4 Turn Ball Type Wye Valves

Features:

- materials: swivel inlet and anodized body, hard-coated threads
- built to United States Forest Service specifications
- 1 1/2" maximum operating pressure: **600 PSI** (water/AFFF only) at 70°F (21°C)
- 2 1/2" maximum operating pressure: **400 PSI** (water/AFFF only) at 70°F (21°C)



2 1/2"

Inlet Female Thread	(2) Outlets Male Thread	Cast Aluminum Part #
1 1/2" NST (NH)	1 1/2" NST (NH)	FWV15F15F
1 1/2" NPSH	1 1/2" NPSH	FWV15S15S
2 1/2" NST (NH)	1 1/2" NST (NH)	FWV25F15F
2 1/2" NST (NH)	2 1/2" NST (NH)	FWV25F25F

Plain Wye with Rocker Lugs

Features:

- divides one stream into two
- female swivel, two male outlets



Inlet Female Swivel	(2) Outlets Male Thread	Aluminum Part #
1 1/2" NST (NH)	1" NPSH	ARPW15F10S
1 1/2" NPSH	1" NPSH	ARPW15S10S
2 1/2" NST (NH)	1 1/2" NST (NH)	ARPW25F15F
2 1/2" NST (NH)	2 1/2" NST (NH)	ARPW25F25F

Dixon™ 3-Way Ball Valves

Features:

- Valve will feed three smaller attack lines from one large diameter supply line. The three 2½" outlets are gated ball valves resulting in a safe controlled flow of water.
- equipped with an adjustable relief valve or can be capped off if a relief is not needed
- comes standard with a carrying handle
- maximum operating pressure: **280 PSI** at 70°F (21°C), without relief valve
- water way: inlet side - 4½" maximum, 3 outlets - 2½" maximum
- material: *high strength aluminum alloy, 356-T6*
- finish anodized throughout - minimum thickness 0.001"
- relief valve - double spring, cartridge type, adjustable from 50 to 200 PSI
- available with Storz fittings, male or female threads

Inlet Storz	(3) Outlets	Part #	Length	Width	Height
4"	2½" Male	MSBVR3-425F	16¼"	17"	11"
5"	2½" Male	MSBVR3-525F	16¼"	17"	11"
6"	2½" Male	MSBVR3-625F	16¼"	17"	11"
4"	2½" Female	FSBVR3-425F	16¼"	17"	11"
5"	2½" Female	FSBVR3-525F	16¼"	17"	11"
6"	2½" Female	FSBVR3-625F	16¼"	17"	11"

- all measurements include handles



Dixon™ Jumbo Ball Valves

Features:

- Valve feeds multiple large diameter lines with one large diameter line. Two large gated outlets help control the flow of water and provide easy shutdown.
- equipped with a relief valve
- available with Storz fittings or threaded combinations
- up to **280 PSI** working pressure without relief valve at 70°F (21°C)
- water way: inlet side - 4½" maximum, 2 outlets - 2½" maximum
- material: *high strength aluminum alloy, 356-T6*
- finish anodized throughout - minimum thickness 0.001"
- relief valve - double spring, cartridge type, adjustable from 50 to 200 PSI

Inlet Storz	(2) Outlets Storz	Part #	Length	Width	Height
4"	4"	SJBV440	19½"	18"	11"
5"	4"	SJBV540	19½"	18"	11"
5"	5"	SJBV550	19½"	18"	11"



Dixon™ 5-Way Manifolds

Features:

- can be used to supply multiple attack lines with one large diameter line
- compact unit contains one large gated outlet, four 2½" gated outlets, pressure gauge, adjustable relief valve, and carrying handle built into the body
- maximum operating pressure: **280 PSI** at 70°F (21°C), without relief valve
- water way: inlet side - 4½" maximum, 1 outlet - 4½" maximum, 4 outlets - 2½" maximum
- finish anodized throughout: minimum thickness 0.001"
- pressure gauge: glycerine filled, PSI/KPA readings
- relief valve: double spring, cartridge type, adjustable from 50 to 200 PSI
- available with Storz fittings, male or female threads

Inlet Storz	(1) Outlet Storz	(4) Outlets Gated	Alum. Alloy, 356-T6 Part #	Length	Width	Height
4"	4"	2½"	MSMG425F	21"	25"	12½"
5"	5"	2½"	MSMG525F	21"	25"	12½"
6"	6"	2½"	MSMG625F	21"	25"	12½"



Dixon™ Butterfly Valves

Butterfly Valves - Storz x Female Swivel

B
Aluminum
Valves &
Wyes

Features:

- permits safe controlled flow to the intake pump, can be used for draft situations
- pressure range: **150-300 PSI** working pressure at 70°F (21°C)
- water way: 4½", 5", and 6" maximum
- materials: body-ASTN A-126 cast iron, wafer-lightweight aluminum cast 356-T6, , seat - Buna
- ¾" push-pull drain valve
- standard 10-position locking style lever
- finish anodized cast aluminum bolt flanges - minimum thickness 0.001"
- lever handle to center valve is 10¼"
- can be used in either direction e.g. inlet/outlet



Storz	Female NST (NH) Swivel	Part #	Length	Width	Height
4"	4"	SFBTFLY4040F	9½"	11"	18"
4"	4½"	SFBTFLY4045F	9½"	11"	18"
4"	5"	SFBTFLY4050F	9½"	11"	18"
4"	6"	SFBTFLY4060F	9½"	11"	18"
5"	4"	SFBTFLY5040F	9½"	11"	18"
5"	4½"	SFBTFLY5045F	9½"	11"	18"
5"	5"	SFBTFLY5050F	9½"	11"	18"
5"	6"	SFBTFLY5060F	9½"	11"	18"
6"	4"	SFBTFLY6040F	9½"	13"	18"
6"	4½"	SFBTFLY6045F	9½"	13"	18"
6"	5"	SFBTFLY6050F	9½"	13"	18"
6"	6"	SFBTFLY6060F	9½"	13"	18"

L/H Butterfly Valves - Male x Female Swivel

Features:

- permits safe controlled flow to the intake pump, can be used for draft situations
- standard 10 position lever handle
- ¾" push-pull drain valve standard
- pressure range: **150-300 PSI** at 70°F (21°C)
- water way: 4½", 5", and 6" maximum
- seat: *Buna*
- finish: anodized cast aluminum bolt flanges (minimum thickness 0.001")
- lever handle to center valve is 10¼", unit can be used in either direction e.g. inlet/outlet



Male NST (NH)	Female NST (NH) Swivel	ASTN A-126 Cast Iron Part #	Length	Width	Height
4"	4"	FMBTFLY40F40F	9½"	11"	18"
4"	4½"	FMBTFLY40F45F	9½"	11"	18"
4"	5"	FMBTFLY40F50F	9½"	11"	18"
4"	6"	FMBTFLY40F60F	9½"	11"	18"
4½"	4"	FMBTFLY45F40F	9½"	11"	18"
4½"	4½"	FMBTFLY45F45F	9½"	11"	18"
4½"	5"	FMBTFLY45F50F	9½"	11"	18"
4½"	6"	FMBTFLY45F60F	9½"	11"	18"
5"	4"	FMBTFLY50F40F	9½"	11"	18"
5"	4½"	FMBTFLY50F45F	9½"	11"	18"
5"	5"	FMBTFLY50F50F	9½"	11"	18"
5"	6"	FMBTFLY50F60F	9½"	11"	18"
6"	6"	FMBTFLY60F60F	9½"	13"	18"

Dixon™ 2-Way Siamese

Features:

- used to supply large diameter hose from two smaller lines, can also be used to distribute water in the opposite direction
- standard with clapper (removable), swivel Storz connection and (2) 2½" female swivels
- hard coat anodized
- maximum operating pressure: **280 PSI** working pressure at 70°F (21°C), without relief valve
- water way: 2 inlet side - 2½" maximum, 1 outlet - 4½" maximum
- finish anodized throughout - minimum thickness 0.001"
- FSSV - siamese with clappers
MSSV - wyes without clappers
SSV - customer to specify if clappered or not

Outlet Storz	(2) Inlet	Alum. Alloy, 356-T6 Part #	Length	Width	Height
4"	2½" fem. swivel	FSSV425F	9½"	9¼"	6"
5"	2½" fem. swivel	FSSV525F	10"	9"	7½"
6"	2½" fem. swivel	FSSV625F	10"	9"	8"
4"	2½" male	MSSV425F	9¼"	8"	6"
5"	2½" male	MSSV525F	9½"	8"	7½"
6"	2½" male	MSSV625F	9½"	8"	8"
4"	2½" Storz	SSV425	8¾"	9½"	6"
5"	2½" Storz	SSV525	9½"	9½"	7½"
6"	2½" Storz	SSV625	10¼"	9½"	9"



Dixon™ 3-Way Siamese

Features:

- used to supply large diameter hose from multiple smaller lines, can be used to distribute water in the opposite direction
- lightweight, compact
- convenient carrying handle built on the body
- maximum operating pressure: **280 PSI** at 70°F (21°C), without relief valve
- water way: 3 inlet side - 2½" maximum, 1 outlet 4½" maximum
- finish anodized throughout (minimum thickness 0.001")
- available with Storz connections or threaded combinations
- FSSV - siamese with clappers
MSSV - wyes without clappers
SSV - customer to specify if clappered or not

Outlet Storz	(3) Inlets	Alum. Alloy, 356-T6 Part #	Length	Width	Height
4"	2½" fem. swivel	FSSV3-425F	12½"	13¾"	7½"
5"	2½" fem. swivel	FSSV3-525F	12½"	13¾"	8"
6"	2½" fem. swivel	FSSV3-625F	12½"	13¾"	8"
4"	2½" Male	MSSV3-425F	11¾"	13¾"	7½"
5"	2½" Male	MSSV3-525F	11¾"	13¾"	8"
6"	2½" Male	MSSV3-625F	11¾"	13¾"	8"
4"	2½" Storz	SSV3-425	11½"	13¾"	7½"
5"	2½" Storz	SSV3-525	11½"	13¾"	8"
6"	2½" Storz	SSV3-625	11½"	13¾"	8½"



Dixon™ 4-Way Siamese

B
Aluminum
Valves &
Wyes



Features:

- used to supply large diameter hose from multiple smaller lines, can be used to distribute water in the opposite direction
- lightweight and compact
- convenient carrying handle built on the body
- maximum operating pressure: **280 PSI** at 70°F (21°C), without relief valve
- water way: 4 inlet side - 2½" maximum, 1 outlet - 4½" maximum
- finish anodized throughout (minimum thickness 0.001")
- FSSV - siamese with clappers
MSSV - wyes without clappers
SSV - customer to specify if clappered or not

Outlet Storz	(4) Inlets	Alum. Alloy, 356-T6 Part #	Length	Width	Height
4"	2½" fem. swivel	FSSV4-425F	13½"	18"	7½"
5"	2½" fem. swivel	FSSV4-525F	13½"	18"	8"
6"	2½" fem. swivel	FSSV4-625F	13½"	18"	8"
4"	2½" male	MSSV4-425F	12¾"	16¾"	7½"
5"	2½" male	MSSV4-525F	12¾"	16¾"	8"
6"	2½" male	MSSV4-625F	12¾"	16¾"	8"
4"	2½" Storz	SSV4-425	12½"	17¼"	7½"
5"	2½" Storz	SSV4-525	12½"	17¼"	8"
6"	2½" Storz	SSV4-625	12½"	17¼"	8½"

Dixon™ Jumbo Siamese



Features:

- used to supply one large diameter hose from two large diameter hose lines, can be used to distribute water in the opposite direction
- hard coat anodized throughout
- maximum operating pressure: **280 PSI** at 70°F (21°C), without relief valve
- water way: 2 inlet side - 4" maximum, 1 outlet - 4½" maximum
- finish anodized throughout (minimum thickness 0.001")

Outlet Storz	(2) Inlets Storz	Alum. Alloy, 356-T6 Part #	Length	Width	Height
4"	4"	SSVJ440	12½"	13¼"	6½"
5"	4"	SSVJ540	12¾"	13¼"	8"
5"	5"	SSVJ550	13¾"	13¼"	8"

Single Inlet Residential Sprinkler Connections

Application:

- complete single inlet connection (exposed type) used on residential automatic sprinkler systems

Features:

- complete unit consists of: (1) 17-127 1½" pin lug plug with chain and (1) 24-209 4-7/16" OD round escutcheon plate with swivel

Inlet Female NST (NH)	Outlet Female NPT	Cast Brass Part #
1½"	1½"	RIC150F



Single Inlet Connections

Features:

- provides a complete exposed single inlet connection
- finish: -P polished or -C polished chrome plated
- complete unit consists of: (1) 24-209 round plate branded 'Standpipe' or 'Auto-Sprk', (1) 23-270 double female or 09-215 male and female connection, (1) 17-127 pin lug plug with chain
- rigid hexagon end of either connection is 2½" NPT
- swivel end

Inlet Female NST (NH)	Outlet Female NPT	Cast Brass Part #
2½"	2½"	SIC250F
2½"	2½"	SIC250F-P
2½"	2½"	SIC250F-C



Single Hydrant Connections

Features:

- finish: -P polished or -C polished chrome plated
- complete unit consists of: (1) 24-209 round plate branded 'Wall Hydrant', (1) 23-272: 2½" female and male connection, (1) 17-126 cap with chain

Inlet Female NPT	Outlet Male NST (NH)	Cast Brass Part #
2½"	2½"	MOCA250F
2½"	2½"	MOCA250F-P
2½"	2½"	MOCA250F-C



Exposed Two Way Wall Hydrant

Features:

- finish: -P polished or -C polished chrome plated
- DMOCA40225F consists of: (1) REP400HY round plate branded 'Wall Hydrant', (1) FRC4025F: 2½" female and male connection, (2) FC250F cap with chain
- DMOCA60225F consists of: (1) REP600HY round plate branded 'Wall Hydrant', (1) FRC6025F: 2½" female and male connection, (2) FC250F cap with chain

Inlet Female NPT	(2) Outlets Male NST (NH)	Cast Brass Part #
4"	2½"	DMOCA40225F
4"	2½"	DMOCA40225F-P
4"	2½"	DMOCA40225F-C NEW
6"	2½"	DMOCA60225F
6"	2½"	DMOCA60225F-P NEW



Single Clapper Siamese Connections

Features:

- single swing clapper with (2) pin lug swivel inlets
- provides 500 GPM minimum to supplement the fire protection as an auxiliary inlet connection to the water supply (250 GPM minimum per inlet)
- design provides unobstructed waterway
- exposed Fire Department Connections (FDC) provide an economical method of satisfying local fire codes
- branding: Auto-Sprkr
- finishes: -P polished or -C polished chrome plated
- maximum operating pressure: **250 PSI** at 70°F (21°C)
- replacement swivels can be ordered on page 581



back outlet



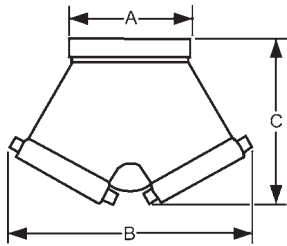
Feature:

- U/L listed and FM approved

Outlet Female NPT	(2) Inlets Female	Cast Brass Part #
4"	2½" NST (NH)	SCS4025F
4"	2½" NYFD	SCS4025NYFD
4"	2½" NST (NH)	ISCS4025F¹

¹ imported

Dimensions



Size	A	B	C
4" x 2½" x 2½"	5⅞"	9"	6-1/16"

- dimensions match SCS4025F and SCS4025NYFD



bottom outlet



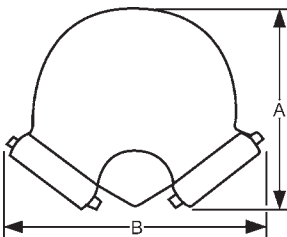
Feature:

- U/L listed

Outlet Female NPT	(2) Inlets Female	Cast Brass Part #
4"	2½" NST (NH)	90SCS4025F
4"	2½" NST (NH)	90SCS4025F-SP
4"	2½" NYFD	90SCS4025NYFD
4"	2½" NST (NH)	90ISCS4025F¹

¹ imported

Dimensions



Size	A	B
4" x 2½" x 2½"	6⅞"	9⅞"

- dimensions match 90SCS4025F, 90SCS4025F-SP, and 90SCS4025NYFD

Double Clapper Siamese Connections



Features:

- double drop clapper with (2) pin lug swivel inlets provides required 500 GPM minimum to supplement the fire protection as an auxiliary inlet connection to the water supply (250 GPM minimum per inlet)
- exposed Fire Department Connections (FDC) provide an economical method of satisfying local fire codes
- maximum operating pressure: **175 PSI** at 70°F (21°C)
- finish: -P polished or -C polished chrome plated
- U/L listed and FM approved

Connections

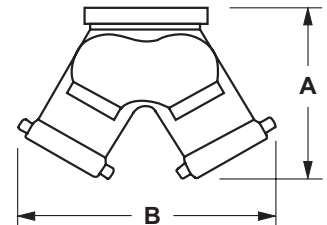
back outlet

Outlet Female NPT	(2) Inlets Female	Branding	Cast Brass Part #	Price
4"	2½" NST(NH)	AutoSprinkler	DCS4025F	
		AutoSprinkler	DCS4025F-P	
		AutoSprinkler	DCS4025F-C	
		StandPipe	DCS4025F-SP	
		No Branding	DCS4025F-NB	
4"	3" NST(NH)	AutoSprinkler	DCS4030F	
		AutoSprinkler	DCS4030NYFD	
6"	2½" NYFD	AutoSprinkler	DCS6025F	
		StandPipe	DCS6025F-SP	



Dimensions

Size	A	B
4" x 2½" x 2½"	9⅝"	12¼"
6" x 2½" x 2½"	10¼"	11¾"
4" x 3" x 3"	10"	12½"
6" x 3" x 3"	10⅜"	12½"



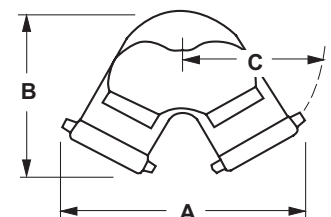
bottom outlet

Outlet Female NPT	(2) Inlets Female	Branding	Cast Brass Part #	Price
4"	2½" NST(NH)	AutoSprinkler	90DCS4025F	
		AutoSprinkler	90DCS4025F-P	
		AutoSprinkler	90DCS4025F-C	
		StandPipe	90DCS4025F-SP	
		No Branding	90DCS4025F-NB	
4"	3" NYFD	AutoSprinkler	90DCS4030F	
		AutoSprinkler	90DCS4030NYFD	
		StandPipe	90DCS4030NYFDSP	
6"	2½" NST(NH)	AutoSprinkler	90DCS6025F	
		StandPipe	90DCS6025F-SP	
		AutoSprinkler	90DCS6030NYFD	



Dimensions

Size	A	B	C
4" x 2½" x 2½"	11¾"	9⅝"	7¼"
6" x 2½" x 2½"	11¾"	10¾"	7¼"
4" x 3" x 3"	12½"	10⅞"	7½"
6" x 3" x 3"	12¼"	10⅞"	7¼"



- special threads, branding and finishes are available, consult Dixon™ for information
- replacement swivels can be ordered on page 581



Call Toll Free: 1-866-711-4673
International: +1-727-342-5086



Triple Clapper Siamese Connections

Features:

- branding: see below
- finishes: -P polished or -C polished chrome plated
- maximum operating pressure: **175 PSI** at 70°F (21°C)

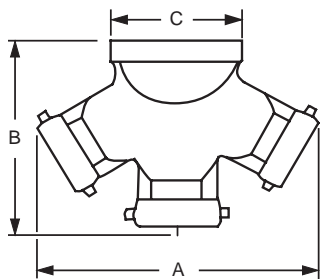
back outlet



polished

Outlet Female NPT	(3) Inlets Female NST (NH)	Branding	Cast Brass Part #
4"	2½"	AutoSprinkler	TCS4025F
		StandPipe	TCS4025F-SP
		No Branding	TCS4025F-NB
6"	2½"	AutoSprinkler	TCS6025F
		StandPipe	TCS6025F-SP
		No Branding	TCS6025F-NB

Dimensions



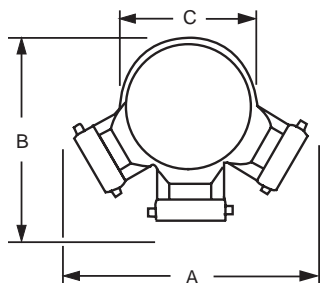
Size	A	B	C
4" x 2½" x 2½" x 2½"	13¾"	10½"	5"
6" x 2½" x 2½" x 2½"	13¾"	10½"	7½"

bottom outlet



Outlet Female NPT	(3) Inlets Female NST (NH)	Branding	Cast Brass Part #
4"	2½"	AutoSprinkler	90TCS4025F
		No Branding	90TCS4025F-NB
6"	2½"	AutoSprinkler	90TCS6025F
		No Branding	90TCS6025F-NB

Dimensions



Size	A	B	C
4" x 2½" x 2½" x 2½"	14½"	11½"	7⅝"
6" x 2½" x 2½" x 2½"	14½"	11½"	7⅝"

- special threads, branding and finishes are available, consult Dixon™ for information
- replacement swivels can be ordered on page 581

Double Clapper Concealed Type Siamese Assemblies

Features:

- fully reversible with a perpendicular trunnion allowing one body to be installed for top and bottom connections
- branded: 'standpipe', 'auto-sprkr', 'auto-sprkr.-standpipe'
- **-P** polished
- **-C** polished chrome plated
- finishes: cast, polished or polished chrome
- maximum operating pressure: **250 PSI**
- complete unit consisting of the following six parts: (1) 4025REV90, or 4030REV90, or 90CREV6025, (1) 24-385 plate, (2) 23-270 double female connections, (2) 17-127 plugs with chains

Outlet Female NPT	(2) Inlets Female NST (NH)	Branding	Cast Brass Part #
4"	2½"	AutoSprinkler	2WCA4025F-P
4"	2½"	StandPipe	2WCA4025F-SP-P
4"	2½"	AutoSprinkler	2WCA4025F-C
4"	2½"	StandPipe	2WCA4025F-SP-C
4"	3"	AutoSprinkler	2WCA4030F-P
6"	2½"	AutoSprinkler	2WCA6025F-P
6"	2½"	StandPipe	2WCA6025F-SP-P
6"	2½"	AutoSprinkler	2WCA6025F-C
6"	2½"	StandPipe	2WCA6025F-SP-C

- other branding and finishes are also available, consult Dixon™ for information



Connections

Two Way Sidewalk Siamese Assembly

Features:

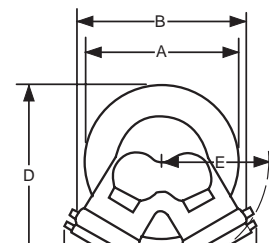
- U/L listed, FM approved
- **-P** polished
- **-C** polished chrome plated
- complete unit consists of: (1) 21-133 90° Siamese body, double clapper, (2) 17-127 pin lug plugs with chains, (1) 23-404 sleeve, (1) 24-405 escutcheon plate

Outlet Female NPT	(2) Inlets Female NST (NH)	Cast Brass Part #
4"	2½"	2WSA4025F
4"	2½"	2WSA4025F-P
4"	2½"	2WSA4025F-C
4"	2½"	2WSA4025F-SP
4"	2½"	2WSA4025F-SP-P
4"	2½"	2WSA4025F-SP-C
6"	2½"	2WSA6025F
6"	2½"	2WSA6025F-P
6"	2½"	2WSA6025F-C
6"	2½"	2WSA6025F-SP
6"	2½"	2WSA6025F-SP-P
6"	2½"	2WSA6025F-SP-C



Dimensions

Size	A	B	C	E	F
4" x 2½" x 2½"	9¼"	10⅝"	10¾"	10⅜"	6⅝"
6" x 2½" x 2½"	11¼"	10½"	11¾"	13"	7¼"



Note: some components UL listed/FM approved, not entire assembly

Two Way Male Outlet - Roof Connections

Features:

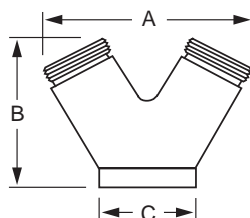
- Used to create roof connections, fire pump test connections, wall hydrants or sidewalk (free standing) hydrants
- provides 250 GPM minimum per outlet
- U/L listed
- maximum operating pressure: **175 PSI** at 70°F (21°C)
- other configurations are available, contact Dixon™ for additional information

back outlet

Pipe	(2) Outlets Male	Cast Brass Part #
4"	2½" NPT	<i>IRC4025</i>
	2½" NPT	<i>FRC4025</i>
	NST (NH)	<i>IRC4025F</i>
	2½" NST (NH)	<i>FRC4025F</i>
6"	2½" NPT	<i>FRC6025</i>
	2½" NST (NH)	<i>FRC6025F</i>
	2½" NYFD	<i>FRC6025NYFD</i>



Groove Size	(2) Outlets Male	Cast Brass Part #
4"	2½" MNST	<i>IRC4025GF</i>

**Dimensions**

Size	A	B	C
4" x 2½" x 2½"	7-7/8"	5-3/16"	5-1/4"
6" x 2½" x 2½"	8-3/16"	6-3/8"	7-5/8"

Two Way Male Outlet - Roof Connections

Features:

- Used to create roof connections, fire pump test connections, wall hydrants or sidewalk (free standing) hydrants
- provides 250 GPM minimum per outlet
- U/L listed
- maximum operating pressure: **175 PSI** at 70°F (21°C)

90° bottom outlet

Pipe Size	(2) Outlets Male	Cast Brass Part #
4"	2½" NPT	90IRC4025
	2½" NPT	90FRC4025
	2½" NST (NH)	90IRC4025F
	2½" NST (NH)	90FRC4025F
6"	2½" NPT	90FRC6025
	2½" NST (NH)	90FRC6025F

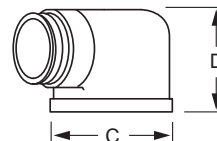
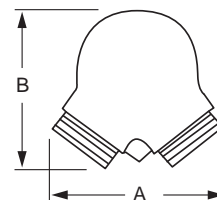


Groove Size	(2) Outlets Male	Cast Brass Part #
4"	2½" MNPT	90IRC4025G
4"	2½" MNST	90IRC4025GF



Dimensions

Size	A	B	C	D
4" x 2½" x 2½"	7½"	6¾"	5⅝"	4½"
6" x 2½" x 2½"	9"	8½"	7½"	5"



Three Way Male Outlet - Roof Connections

Features:

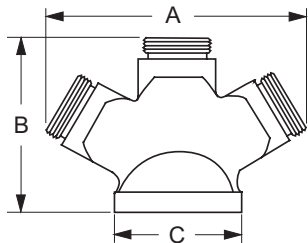
- used to create roof connections, or fire pump test connections
- provides 250 GPM minimum per outlet

back outlet



Pipe Size	(3) Outlets Male	Cast Brass Part #
4"	2½" NPT	FR3C4025
6"	2½" NPT	FR3C6025
	2½" NST (NH)	FR3C6025F

Dimensions



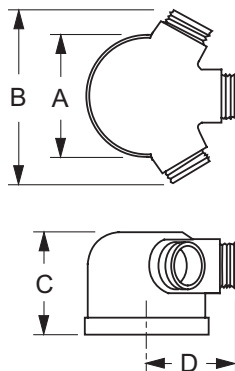
Size	A	B	C
4" x 2½" x 2½" x 2½"	12¾"	8¾"	5¼"
6" x 2½" x 2½" x 2½"	15⅝"	9¾"	7⅝"

bottom outlet



Pipe Size	(3) Outlets Male	Cast Brass Part #
4"	2½" NPT	90FR3C4025
	2½" NST (NH)	90FR3C4025F
6"	2½" NPT	90FR3C6025
	2½" NST (NH)	90FR3C6025F

Dimensions



Size	A	B	C	D
4 x 2½ x 2½ x 2½	7¾"	11¾"	4-7/16"	6¼"
6 x 2½ x 2½ x 2½	7¾"	11¾"	4-7/16"	6¼"

Sleeve for Sidewalk (free standing) Connections

Features:

- used in conjunction with a sidewalk escutcheon and a 90° double clapper Siamese to create a sidewalk (free standing) fire department connection
- finishes: -P polished, -C polished chrome plated



Pipe Size	Length	Brass Part #
4"	18"	SS418-P
	18"	SS418-C
	24"	SS424-P
	24"	SS424-C
6"	18"	SS618-P
	18"	SS618-C

Rectangular Identification Plates

Feature:

- used to identify Fire Department Connections

Branding	Finish	Brass Part #
AutoSprinkler	cast	RIDP412AS
	polish	RIDP412AS-P
	chrome	RIDP412AS-C
Standpipe	cast	RIDP412S
	polish	RIDP412S-P
	chrome	RIDP412S-C
Combination	cast	RIDP412ASSP
	polish	RIDP412ASSP-P
	chrome	RIDP412ASSP-C



Connections

Round Identification Plates

Features:

- used to trim out and identify exposed fire department connections
- for Siamese, made in 9 1/4" diameter for 4" pipe and 11 1/4" diameter for 6" pipe
- finishes: -P polished, -C polished chrome plated

Pipe Size	Branding	Cast Brass Part #
2 1/2"	Auto-Sprinkler	REP250AS
	Auto-Sprinkler	REP250AS-P
	Auto-Sprinkler	REP250AS-C
	Wall Hydrant	REP250HY
	Pump Test	REP250PT
	Standpipe	REP250SP
	Standpipe	REP250SP-C
4"	Auto-Sprinkler	AREP400AS¹
	Auto-Sprinkler	REP400AS
	Auto-Sprinkler	REP400AS-P
	Auto-Sprinkler	REP400AS-C
	Wall Hydrant	REP400HY
	Standpipe	REP400SP
	Standpipe	REP400SP-C
6"	Auto-Sprinkler & Standpipe	REP400AS/SP
	Auto-Sprinkler	REP600AS
	Auto-Sprinkler	REP600AS-P
	Auto-Sprinkler	REP600AS-C
	Standpipe	REP600SP
	Standpipe	REP600SP-P
	Standpipe	REP600SP-C



REP250AS-C



REP250AS-P



REP400AS



¹ aluminum

Dimensions

Size	OD	Hole Size
2 1/2"	7 5/8"	3 1/4"
4"	9 1/4"	4 5/8"
6"	11 1/4"	6 3/4"

UL Concealed Two Way Wall Hydrant Body

Application:

- connections supplement the fire protection water supply

Features:

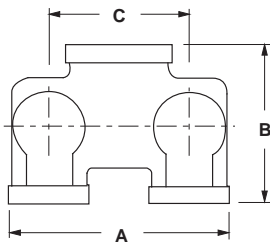
- provides 500 GPM minimums at 250 GPM per inlet (ref NFPA 14)
- drop clappers provide unobstructed waterway
- flush design is desirable when appearance is a factor
- U/L listed
- double clapper
- 7 $\frac{5}{8}$ " center-line
- bodies require wall plate WP2 (24-385), see page 578

back outlet



Outlet Female NPT	(2) Inlets Female NPT	Brass Part #
4"	2 $\frac{1}{2}$ "	CDMHCB40225
4"	3"	CDMHCB40230
5"	3"	CDMHCB50230
6"	2 $\frac{1}{2}$ "	CDMHCB60225
6"	3"	CDMHCB60230

Dimensions



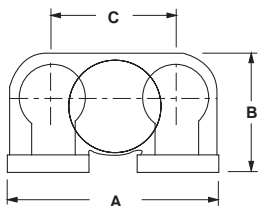
Size	A	B	C
4" x 2 $\frac{1}{2}$ " x 2 $\frac{1}{2}$ "	11-1/8"	6"	7 $\frac{5}{8}$ "
4" x 3" x 3"	12-1/4"	8-1/8"	7 $\frac{5}{8}$ "
5" x 3" x 3"	11-13/16"	7-5/16"	7 $\frac{5}{8}$ "
6" x 2 $\frac{1}{2}$ " x 2 $\frac{1}{2}$ "	11-1/8"	7-3/8"	7 $\frac{5}{8}$ "
6" x 3" x 3"	12-1/4"	8-1/4"	7 $\frac{5}{8}$ "

bottom outlet



Outlet Female NPT	(2) Inlets Female NPT	Brass Part #
5"	3"	90CDMHCB50230
6"	2 $\frac{1}{2}$ "	90CDMHCB60225
6"	3"	90CDMHCB60230

Dimensions



Size	A	B	C
5" x 3" x 3"	12"	9 $\frac{1}{2}$ "	7 $\frac{5}{8}$ "
6" x 2 $\frac{1}{2}$ " x 2 $\frac{1}{2}$ "	12"	7 $\frac{1}{4}$ "	7 $\frac{5}{8}$ "
6" x 3" x 3"	12"	9 $\frac{1}{2}$ "	7 $\frac{5}{8}$ "

Reversible Concealed Angle Siamese Body

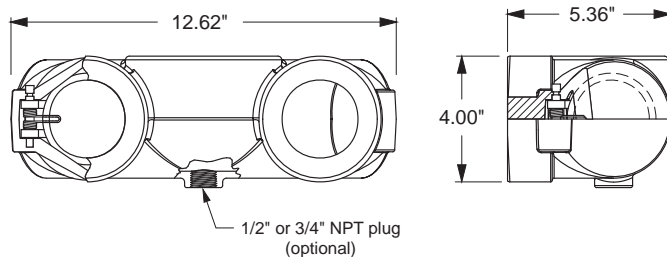
Features:

- design is fully reversible with a perpendicular trunnion allowing one body to be installed for top and bottom connections
- U/L listed
- approved by New York City Board of Standards and Appeals
- maximum operating pressure: **250 PSI** at 70°F (21°C)
- bodies require wall plate **WP2** see page 578

Outlet Female NPT	(2) Inlets Female NPT	Brass Part #
4"	2½"	4025REV90
4"	3"	4030REV90



Dimensions



Reversible Concealed Angle Siamese Body

Features:

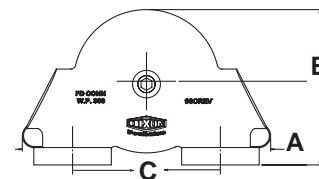
- design is fully reversible with a perpendicular trunnion allowing one body to be installed for top and bottom connections
- replaces 23-391 bodies
- maximum operating pressure: **250 PSI** at 70°F (21°C)

Outlet Female NPT	(2) Inlets Female NPT	Brass Part #
5"	2½"	90CREV5025
5"	3"	90CREV5030
6"	2½"	90CREV6025
6"	3"	90CREV6030



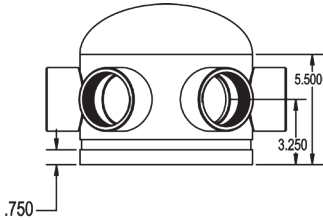
Dimensions

Size	A	B	C
5" x 3" x 3"	12"	9½"	7⅝"
6" x 2½" x 2½"	12"	7¼"	7⅝"
6" x 3" x 3"	12"	9½"	7⅝"



Pump Test Headers

Connections



Features:

- available connections: grooved, flanged and threaded
- certified D1, G1, G6
- other sizes, configurations available, consult Dixon™ for information

End Connection	End Size	# of Outlets	Pump Size Maximum GPM	Part #	Wt. Lbs.
150# flanged	3"	1	300	HVF0301-25	15.0
150# flanged	4"	2	500	HVF0402-25	20.8
150# flanged	6"	3	750	HVF0603-25	34.9
150# flanged	6"	4	1000	HVF0604-25	35.9
150# flanged	6"	6	1000	HVF0606-25	37.9
150# flanged	8"	6	2000	HVF0806-25	57.8
grooved	6"	3	750	HVG0603-25	18.6
grooved	6"	4	1000	HVG0604-25	19.6
grooved	8"	3	750	HVG0803-25	28.0
grooved	8"	6	2000	HVG0806-25	30.9

Wall Plate for Double Clapper Siamese Assemblies

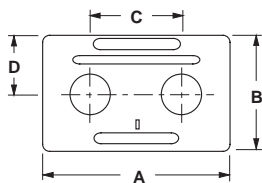
Features:

- finishes: -P polished, -C polished chrome plated
- 4-hole and 6-hole wall plates available, consult Dixon™ for information



Hole Size	Branding	Brass Part #
3 3/8"	AutoSprinkler	WP2HAS-P
	AutoSprinkler	WP2HAS-C
3 3/8"	StandPipe	WP2HSP-P
	StandPipe	WP2HSP-C
3 3/8"	AutoSprinkler StandPipe Combo	WP2H-ASSP-P
	AutoSprinkler StandPipe Combo	WP2H-ASSP-C
3 3/8"	Hydrant	WP2H-HY-P
	Hydrant	WP2H-HY-C
3 3/8"	PumpTest	WP2H-PT-P
	PumpTest	WP2H-PT-C

Dimensions

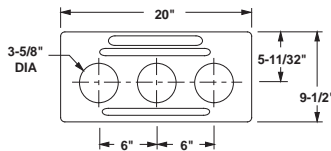


Hole Size	A	B	C	D
3-3/8"	14"	8"	7 5/8"	4-15/16"

Wall Plate for Concealed Three Way Bodies

Features:

- finishes: -P polished, -C polished chrome plated
- 4-hole and 6-hole wall plates available, consult Dixon™ for information



Hole Size	Positioned	Branding	Brass Part #
3 5/8"	Horizontal	AutoSprinkler	WP3HAS-P
	Horizontal	AutoSprinkler	WP3HAS-C
3 5/8"	Horizontal	StandPipe	WP3HSP-P
	Horizontal	StandPipe	WP3HSP-C
3 5/8"	Horizontal	PumpTest	WP3HH-PT-P
	Horizontal	AutoSprinkler StandPipe Combo	WP3HH-ASSP-C
3 5/8"	Vertical	AutoSprinkler StandPipe Combo	WP3HV-ASSP-P
	Horizontal	PumpTest	WP3HH-PT-C

Spring Check Type Snoots - Pin Lug

Features:

- finishes: -P polished, -C polished chrome plated
- other configurations are also available, consult Dixon™ for information
- maximum operating pressure: **175 PSI** at 70°F (21°C)

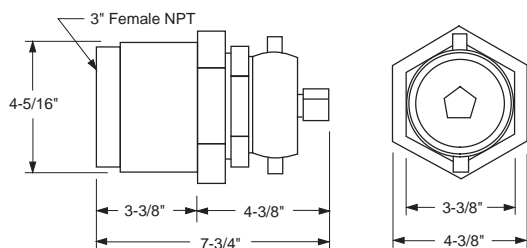
female outlet

Features:

- female NPT rigid with hexagon by female hose thread to swivel
- connections are attached to the 25-416 or 25-417 bodies with pipe nipples (not included)

Outlet Female NPT	Inlet Female NST (NH)	Cast Brass Part #
3"	2½"	CSSTF25F30T-P
3"	2½"	CSSTF25F30T-C
3"	3"	CSSTF30F30T-P

Dimensions



polished chrome plated


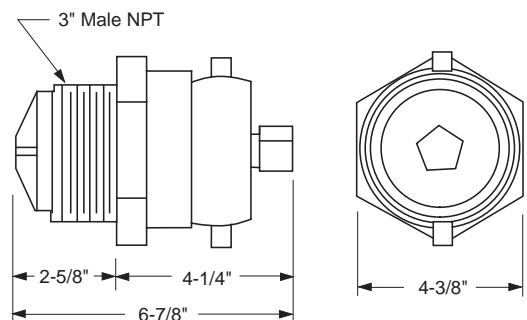
male outlet

Features:

- male NPT x 2½" female hose thread to swivel
- used when a direct connection to 25-416 or 25-417 bodies is desired

Outlet Male NPT	Inlet Female NST (NH)	Cast Brass Part #
3"	2½"	CSSTM25F30T-P
3"	2½"	CSSTM25F30T-C

Dimensions



polished

- Under no circumstances should a 25-289 check snoot be installed directly into a pipe, as this may prevent the snoot from opening. Install directly into the appropriate standpipe body only.



UL Clapper Type Snoots - Pin Lug

Connections



polished

Features:

- finishes: -P polished, -C polished chrome plated
- other sizes and threads are available, consult Dixon™ for information

Outlet Female NPT	Inlet Female NST (NH)	Cast Brass Part #
3"	2½"	<i>CSCTF25F30T-P</i>
3"	2½"	<i>CSCTF25F30T-C</i>



polished chrome plated

Outlet Male NPT	Inlet Female NST (NH)	Cast Brass Part #
3"	2½"	<i>CSCTM25F30T-P</i>
3"	2½"	<i>CSCTM25F30T-C</i>

Single Male Outlet with Hex (open snoot)

Application:

- used to connect fire hose to a standpipe or sprinkler system

Features:

- finishes: -P polished, -C polished chrome plated
- other sizes and threads are available, consult Dixon™ for information
- other configurations are available, contact Dixon™ for information



polished



polished chrome plated

Female NPT	Male	Cast Brass Part #
2½"	2½" NST (NH)	<i>MOC250F-P</i>
	2½" NST (NH)	<i>MOC250F-C</i>
3"	2½" NST (NH)	<i>MOC3025F-P</i>
	2½" NST (NH)	<i>MOC3025F-C</i>
	3" NST (NH)	<i>MOC300F-P</i>

Female NPT	Male Thread	Cast Brass Part #
2½"	2½" NYC	<i>MOC250NYC-P</i>
2½"	2½" NYFD	<i>MOC250NYFD-P</i>

Brass Replacement Swivels and Accessories

Features:

- replacement brass swivels for Dixon™ fire department connections
- finish: -P polished, -C polished chrome plated
- swivel comes with gasket, set screw and ball bearings needed to install on FDC
- other configurations are available, contact Dixon™ for information

Size	Female Thread	Brass Part #
2½"	NPSH (2.84x8)	PSNP250S
2½"	NST (NH) (3.07x7.5)	PSNP250NST
2½"	NYC/BA (3.00x8)	PSNP250NYC
2½"	NYFD (3.03x8)	PSNP250NYFD
2½"	CSA (3.125x5)	PSNP2503.125x5
2½"	QST (3.031x7)	PSNP2503.03x7
2½"	WCT (3.25x6)	PSNP2503.25x6
2½"	PITT 6 (3.06X6)	PSNP2503.06x6
3"	NST (NH)	PSNP300NST
3"	NYFD	PSNP300NYFD

- 2½" requires 50 ball bearings, 3" requires 58 ball bearings

Replacement Parts

Description	Part #
2½" gasket	SW250
3" gasket	SW300F
ball bearings	46-003-00001
set screw	46-011-00418



Screw Pitch Gauge

Features:

- used to determine threads per inch
- 30 leaves

<i>Stainless Steel</i>
Part #
TPG



Brass Double Male Hex Nipples

Feature:

- other configurations are also available, consult Dixon™ for information

Male Thread	Male Thread	Cast Brass Part #
3/4" NPT	1 1/2" NPSH	DMH7515
3/4" NPT	1 1/2" NST (NH)	DMH7515F
1" NPT	3/4" GHT	DMH1076
1" NPT	1" NPSH	DMH1010
1" NPT	1" NST (NH)	DMH1010F
1" NPT	1" NPT	DMH1010T
1" NPT	1 1/2" NPSH	DMH1015
1" NPT	1 1/2" NST (NH)	DMH1015F
1" NPT	2 1/2" NST (NH)	DMH1025F
1 1/2" NPSH	1 1/2" NPSH	DMH15S15S
1 1/2" NPT	1" NPSH	DMH1510
1 1/2" NPT	1" NST (NH)	DMH1510F
1 1/2" NPT	1 1/4" NPSH	DMH1512
1 1/2" NPT	1 1/2" NPT	DMH1515
1 1/2" NPT	1 1/2" NPT	DMH1515T
1 1/2" NPT	1 1/2" NST (NH)	DMH1515F
1 1/2" NPT	2" NPSH	DMH1520
1 1/2" NPT	2 1/2" NST (NH)	DMH1525F
1 1/2" NST (NH)	1 1/2" NPSH	DMH15F15S
1 1/2" NST (NH)	1 1/2" NST (NH)	DMH15F15F
1 1/2" NST (NH)	2 1/2" NST (NH)	DMH15F25F
2" NPT	1 1/2" NPSH	DMH2015
2" NPT	1 1/2" NST (NH)	DMH2015F
2" NPT	2" NPSH	DMH2020
2" NPT	2 1/2" NPSH	DMH2025
2" NPT	2" NPT	DMH2020T
2" NPT	2 1/2" NST (NH)	DMH2025F
2 1/2" NPT	1 1/2" NPSH	DMH2515
2 1/2" NPT	1 1/2" NST (NH)	DMH2515F
2 1/2" NPT	2" NPSH	DMH2520
2 1/2" NPT	2 1/2" NPSH	DMH2525
2 1/2" NPT	2 1/2" NST (NH)	DMH2525F
2 1/2" NPT	2 1/2" NPT	DMH2525T
2 1/2" NPT	3" NPSH	DMH2530
2 1/2" NPT	3" NPT	DMH2530T
2 1/2" NPT	3" NST (NH)	DMH2530F
2 1/2" NST (NH)	2 1/2" NST (NH)	DMH25F25F
2 1/2" NST (NH)	3" NST (NH)	DMH25F30F
3" NPT	2 1/2" NPSH	DMH3025
3" NPT	2 1/2" NST (NH)	DMH3025F
3" NPT	3" NPSH	DMH3030
3" NPT	3" NST (NH)	DMH3030F
3" NPT	3" NPT	DMH3030T
4" NPT	4" NPSH	DMH4040
4" NST (NH)	4" NST	DMH40F40F
4" NPT	4" NST (NH)	DMH4040F
4" NPT	4 1/2" NST (NH)	DMH4045F
4" NPT	4" NPT	DMH4040T
5" NPT	5" NST (NH)	DMH5050F
6" NPT	4 1/2" NST (NH)	DMH6045F
6" NPT	6" NST (NH)	DMH6060F
6" NPT	6" NPSH	DMH6060
6" NPT	6" NPT	DMH6060T

D
Adapters

reducer



same size



increaser

Brass Double Male Adapters Pin Lug

Feature:

- other configurations are also available, consult Dixon™ for information

Male Thread	Male Thread	Cast Brass Part #
1½" NST (NH)	1½" NST (NH)	DMP1515F
1½" NST (NH)	1½" NPT	DMP15F15T
1½" NPSH	1½" NPSH	DMP1515
1½" NPSH	1½" NPT	DMP15S15T
1½" NST (NH)	1½" NPSH	DMP15F15S
2½" NST (NH)	2½" NST (NH)	DMP2525F
2½" NST (NH)	2½" NPSH	DMP25F25S
2½" NST (NH)	2½" NPT	DMP25F25T
2½" NPSH	2½" NPSH	DMP2525

D
Adapters

Rocker Lug

Feature:

- other configurations are also available, consult Dixon™ for information

Male Thread	Male Thread	Cast Brass Part #
1½" NST (NH)	1½" NST (NH)	DMR1515F
1½" NST (NH)	1½" NPT	DMR15F15T
1½" NST (NH)	1½" NPSH	DMR15F15S
1½" NPSH	1½" NPSH	DMR1515
1½" NPSH	1½" NPT	DMR15S15T
2½" NST (NH)	2½" NST (NH)	DMR2525F
2½" NPSH	2½" NPSH	DMR2525



Domestic Brass Adapters - Hex Double Male Hex

Feature:

- other configurations are also available, consult Dixon™ for information

Male Thread	Male Thread	Cast Brass Part #
1" NPT	1" NST (NH)	DMH1010F-D
1" NPT	1½" NST (NH)	DMH1015F-D
1½" NPT	1½" NPSH	DMH1515-D
1½" NPT	1½" NST (NH)	DMH1515F-D
1½" NPT	2½" NST (NH)	DMH1525F-D
1½" NST (NH)	1½" NST (NH)	DMH15F15F-D
1½" NST (NH)	1½" NPSH	DMH15F15S-D
1½" NST (NH)	2½" NST (NH)	DMH15F25F-D
2" NPT	1½" NST (NH)	DMH2015F-D
2" NPT	2" NPSH	DMH2020-D
2" NPT	2½" NST (NH)	DMH2025F-D
2½" NPT	1½" NST (NH)	DMH2515F-D
2½" NPT	2½" NST (NH)	DMH2525F-D
2½" NST (NH)	2½" NST (NH)	DMH25F25F-D
3" NPT	2½" NST (NH)	DMH3025F-D
3" NPT	3" NST (NH)	DMH3030F-D
4" NPT	4½" NST (NH)	DMH4045F-D
6" NPT	6" NST (NH)	DMH6060F-D



reducer



same size



Brass Double Male Hex Adapters (New York Threads)

Feature:

- other configurations are also available, consult Dixon™ for information

D
Adapters

reducer



same size



increaser

Male	Male NYC	Cast Brass Part #
1½" NPT	1½"	DMH1515NYC
2" NPT	2½"	DMH2025NYC NEW
2½" NPT	2½"	DMH2525NYC
2½" NST	2½"	DMH25F25NYC
2½" NYC	2½"	DMH25NYC25NYC NEW

Male	Male NYFD	Cast Brass Part #
1½" NPT	1½"	DMH1515NYFD
1½" NST	1½"	DMH15F15NYFD
1½" NPT	2½"	DMH1525NYFD NEW
2" NPT	2½"	DMH2025NYFD
2½" NPT	1½"	DMH2515NYFD
2½" NYFD	1½"	DMH25NYFD15NYFD NEW
2½" NPT	2½"	DMH2525NYFD

Male NYFD	Male NPT	Cast Brass Part #
2½"	2"	DMH25NYFD20T

Male NST (NH)	Male NYFD	Cast Brass Part #
2½"	2½"	DMH25F25NYFD

Male NYFD	Male NYFD	Cast Brass Part #
1½"	1½"	DMH15NYFD15NYFD
2½"	2½"	DMH25NYFD25NYFD

- NYFD thread: 3.031 x 8 TPI
- NYC thread: 3.00 x 8 TPI

Aluminum Double Male Northline Adapters - Rocker Lug Style N36

Male NST x Male

Male NST Thread	Male Thread	Aluminum Extrusion - Anodized Part #
1"	1" NST	N36-10F10F
1½"	1½" NST	N36-15F15F
1½"	2" NPT	N36-15F20T
1½"	2½" NST	N36-15F25F
2½"	2½" NST	N36-25F25F
2½"	3" NST	N36-25F30F
2½"	3" NPT	N36-25F30T
2½"	4" NST	N36-25F40F
2½"	4" NPT	N36-25F40T
2½"	4½" NST	N36-25F45F
3"	3" NST	N36-30F30F
4"	4" NST	N36-40F40F
4½"	4½" NST	N36-45F45F
6"	6" NST	N36-60F60F

Male NPT x Male

Male NPT Thread	Male Thread	Aluminum Extrusion - Anodized Part #
1½"	1½" NST	N36-15T15F
1½"	2½" NST	N36-15T25F
2"	2" NPT	N36-20T20T
2"	2½" NST	N36-20T25F
2½"	2½" NST	N36-25T25F
2½"	3" NPT	N36-25T30T
2½"	4" NPT	N36-25T40T
3"	3" NST	N36-30T30F
4"	4" NST	N36-40T40F
4"	4½" NST	N36-40T45F
5"	6" NPT	N36-50T60T
6"	6" NST	N36-60T60F

Male NPSH x Male

Male NPSH Thread	Male Thread	Aluminum Extrusion - Anodized Part #
1"	1" NPSH	N36-10S10S
1½"	1½" NST	N36-15S15F
1½"	1½" NPSH	N36-15S15S
1½"	1½" NPT	N36-15S15T
1½"	2" NPSH	N36-15S20S
2½"	2½" NST	N36-25S25F
2½"	2½" NPSH	N36-25S25S



same size



increaser

Brass Hydrant Adapters - Pin Lug

Feature:

- other configurations are also available, consult Dixon™ for information

Female Thread	Male Thread	Cast Brass Part #
1½" NPSH	¾" GHT	HA15S76
1½" NPSH	¾" NPSH	HA15S75
1½" NPSH	¾" NPT	HA15S75T
1½" NPSH	1" NPSH	HA15S10S
1½" NPSH	1" NPT	HA15S10T
1½" NPSH	1½" NPT	HA15S15T
1½" NPSH	1½" NST (NH)	HA15S15F
1½" NPT	1½" NPSH	HA15T15S
1½" NPT	1½" NST (NH)	HA15T15F
1½" NST (NH)	¾" GHT	HA1576
1½" NST (NH)	¾" NPSH	HA1575
1½" NST (NH)	¾" NPT	HA1575T
1½" NST (NH)	1" NPSH	HA1510
1½" NST (NH)	1" NST (NH)	HA1510F
1½" NST (NH)	1" NPT	HA1510T
1½" NST (NH)	1½" NPSH	HA1515
1½" NST (NH)	1½" NPT	HA1515T
1½" NST (NH)	1½" NST (NH)	HA1515F
1½" NST (NH)	2½" NST (NH)	HA1525F
2" NPSH	1½" NPSH	HA20S15S
2" NPSH	1½" NPT	HA20S15T
2" NPSH	1½" NST (NH)	HA20S15F
2" NPSH	2½" NST (NH)	HA20S25F
2" NPT	2½" NST (NH)	HA20T25F
2" NST (NH)	2½" NST (NH)	HA2025F
2½" NPSH	1" NPT	HA25S10T
2½" NPSH	1½" NPSH	HA25S15S
2½" NPSH	1½" NPT	HA25S15T
2½" NPSH	1½" NST (NH)	HA25S15F
2½" NPSH	2½" NST (NH)	HA25S25F
2½" NST (NH)	¾" GHT	HA2576
2½" NST (NH)	¾" NPT	HA2575T
2½" NST (NH)	1" NPSH	HA2510
2½" NST (NH)	1" NST (NH)	HA2510F
2½" NST (NH)	1" NPT	HA2510T
2½" NST (NH)	1½" NPSH	HA2515
2½" NST (NH)	1½" NST (NH)	HA2515F
2½" NST (NH)	1½" NPT	HA2515T
2½" NST (NH)	2" NPSH	HA2520
2½" NST (NH)	2" NST (NH)	HA2520F
2½" NST (NH)	2" NPT	HA2520T
2½" NST (NH)	2½" NPSH	HA2525
2½" NST (NH)	2½" NST (NH)	HA2525F
2½" NST (NH)	2½" NPT	HA2525T
2½" NST (NH)	3" NPSH	HA2530
2½" NST (NH)	3" NST (NH)	HA2530F
2½" NST (NH)	3" NPT	HA2530T
3" NPSH	2½" NST (NH)	HA30S25F
3" NPSH	2½" NPSH	HA30S25S
3" NPSH	2½" NPT	HA30S25T
3" NST (NH)	1½" NPSH	HA3015S
3" NST (NH)	1½" NST (NH)	HA3015F
4" NST (NH)	2½" NST (NH)	HA4025F

D
Adapters

reducer



same size



increaser

Brass Hydrant Adapters - Pin Lugs (New York Threads)

Features:

- NYFD thread = 3.031 x 8 TPI
- NYC thread = 3.00 x 8 TPI
- other configurations are also available, consult Dixon™ for information

Female NYFD	Male Thread	Cast Brass Part #
1½"	¾" GHT	HA15NYFD76
1½"	1½" NPT	HA15NYFD15T
2½"	¾" NPT	HA25NYFD75T
2½"	¾" GHT	HA25NYFD76
2½"	1½" NPSH	HA25NYFD15S
2½"	1½" NST (NH)	HA25NYFD15F
2½"	1½" NPT	HA25NYFD15T
2½"	1½" NYFD	HA25NYFD15NYFD
2½"	2" NPT	HA25NYFD20T
2½"	2½" NST (NH)	HA25NYFD25F

Female NYC	Male Thread	Cast Brass Part #
2½"	¾" NPT	HA25NYC75T
2½"	¾" GHT	HA25NYC76
2½"	1" NPT	HA25NYC10T
2½"	1½" NPT	HA25NYC15T
2½"	1½" NST (NH)	HA25NYC15F
2½"	2" NPT	HA25NYC20T



reducer



same size



increaser

D
Adapters

Brass Hazmat Adapters - Pin Lugs

Feature:

- divides single stream into double stream

Female NST	Male Thread	Cast Brass Part #
1½"	(2) GHT	HHA1576
2½"	(2) GHT	HHA2576



Brass Hydrant Adapters - Rocker Lug

Features:

- finishes: -C polished chrome plated
- other configurations are also available, consult Dixon™ for information

D
Adapters

reducer



reducer - chrome plated



same size

Female Thread	Male Thread	Cast Brass Part #
1½"NH	¾" GHT	RHA1576
1½" NPSH	¾" NPT	RHA15S75T
1½"NH	1" NPSH	RHA1510
1½" NST (NH)	1" NST (NH)	RHA1510F
1½" NST (NH)	1" NPT	RHA1510T
1½" NPSH	1" NPSH	RHA15S10
1½" NPSH	1" NPT	RHA15S10T
1½" NST (NH)	1½" NPSH	RHA1515
1½" NST (NH)	1½" NST (NH)	RHA1515F
1½" NST (NH)	1½" NPT	RHA1515T
1½" NPSH	1½" NST (NH)	RHA15S15F
1½" NPSH	1½" NPT	RHA15S15T
1½" NPT	1½" NST (NH)	RHA15T15F
1½" NST (NH)	2" NPSH	RHA1520
1½" NST (NH)	2½" NST (NH)	RHA1525F
2" NST (NH)	2½" NST (NH)	RHA2025F
2½" NST (NH)	¾" GHT	RHA2576
2½" NST (NH)	1" NPSH	RHA2510
2½" NST (NH)	1" NST (NH)	RHA2510F
2½" NST (NH)	1" NPT	RHA2510T
2½" NST (NH)	1½" NPSH	RHA2515
2½" NST (NH)	1½" NST (NH)	RHA2515F
2½" NST (NH)	1½" NST (NH)	RHA2515F-C
2½" NST (NH)	1½" NPT	RHA2515T
2½" NPSH	1½" NPSH	RHA25S15
2½" NPSH	1½" NST (NH)	RHA25S15F
2½" NST (NH)	2" NST (NH)	RHA2520F
2½" NST (NH)	2" NPT	RHA2520T
2½" NST (NH)	2½" NPT	RHA2525T
2½" NPSH	2½" NST (NH)	RHA25S25F
2½" NPT	2½" NST (NH)	RHA25T25F
2½" NST (NH)	3" NPT	RHA2530T
3" NST (NH)	2½" NST (NH)	RHA3025F

- All adapters are made to approved Dixon™ specifications.

Aluminum Female x Male Adapters - Long Handle

Style N56



Female NST Thread	Male NST Thread	Aluminum Extrusion - Anodized Part #
4"	2½"	N56-40F25F
4"	4½"	N56-40F45F
4½"	4"	N56-45F40F
5"	2½"	N56-50F25F
6"	4½"	N56-60F45F
6"	5"	N56-60F50F
6"	6"	N56-60F60T

Aluminum Female x Male Adapters - Rocker Lug Style N37

Female Thread	Male Thread	Aluminum Extrusion - Anodized Part #
¾" GHT	1" NST	N37-07G10F
¾" GHT	1" NPSH	N37-07G10S
¾" GHT	1" NPT	N37-07G10T
¾" GHT	1½" NST	N37-07G15F
¾" GHT	1½" NPSH	N37-07G15S
1" NST	¾" GHT	N37-10F07G
1" NST	1" NPSH	N37-10F10S
1" NST	1" NPT	N37-10F10T
1" NST	1½" NST	N37-10F15F
1" NST	1½" NPSH	N37-10F15S
1" NST	2½" NST	N37-10F25F
1" NPSH	¾" GHT	N37-10S07G
1" NPSH	¾" NPSH	N37-10S07S
1" NPSH	1" NST	N37-10S10F
1" NPSH	1" NPSH	N37-10S10T
1" NPSH	1½" NST	N37-10S15F
1" NPSH	1½" NPSH	N37-10S15S
1" NPSH	2½" NST	N37-10S25F
1" NPT	1" NST	N37-10T10F
1½" NST	¾" GHT	N37-15F07G
1½" NST	¾" NPT	N37-15F07T
1½" NST	1" NST	N37-15F10F
1½" NST	1" NPSH	N37-15F10S
1½" NST	1" NPT	N37-15F10T
1½" NST	1½" NST	N37-15F15F
1½" NST	1½" NPSH	N37-15F15S
1½" NST	1½" NPT	N37-15F15T
1½" NST	2" NPT	N37-15F20T
1½" NST	2½" NST	N37-15F25F
1½" NPSH	¾" GHT	N37-15S07G
1½" NPSH	1" NST	N37-15S10F
1½" NPSH	1½" NST	N37-15S15F
1½" NPSH	1½" NPT	N37-15S15T
1½" NPSH	2" NPT	N37-15S20T
1½" NPT	1½" NST	N37-15T15F
1½" NPT	1½" NPSH	N37-15T15S
1½" NPT	2½" NST	N37-15T25F
2" NPSH	¾" GHT	N37-20S07G
2" NPSH	1½" NST	N37-20S15F
2" NPSH	1½" NPSH	N37-20S15S
2" NPSH	2" NPT	N37-20S20T
2" NPSH	2½" NST	N37-20S25F
2" NPT	1½" NST	N37-20T15F
2" NPT	1½" NPSH	N37-20T15S
2" NPT	1½" NPT	N37-20T15T
2" NPT	2½" NST	N37-20T25F



reducer



same size



increaser

D
Adapters

Aluminum Female x Male Adapters - Rocker Lug (continued) Style N37

D
Adapters

reducer



same size



increaser

Female Thread	Male Thread	Aluminum Extrusion - Anodized Part #
2½" NST	¾"	N37-25F07G
2½" NST	¾"	N37-25F07T
2½" NST	1"	N37-25F10T
2½" NST	1½"	N37-25F15F
2½" NST	1½"	N37-25F15S
2½" NST	1½"	N37-25F15T
2½" NST	2"	N37-25F20T
2½" NST	2½"	N37-25F25F
2½" NST	2½"	N37-25F25S
2½" NST	2½"	N37-25F25T
2½" NST	3"	N37-25F30F
2½" NST	3"	N37-25F30T
2½" NPSH	1½"	N37-25S15F
2½" NPSH	1½"	N37-25S15S
2½" NPSH	2½"	N37-25S25F
2½" NPSH	2½"	N37-25S25T
2½" NPT	1½"	N37-25T15S
2½" NPT	2½"	N37-25T25F
2½" NPT	3"	N37-25T30T
3" NST	1½"	N37-30F15F
3" NST	2"	N37-30F20T
3" NST	2½"	N37-30F25F
3" NST	3"	N37-30F30T
3" NPSH	1½"	N37-30S15S
3" NPSH	2½"	N37-30S25F
3" NPT	2½"	N37-30T25F
3" NPT	2½"	N37-30T25T
4" NST	2½"	N37-40F25F
4" NST	4"	N37-40F40F
4" NST	4"	N37-40F40S
4" NST	4"	N37-40F40T
4" NST	6"	N37-40F60F
4" NPT	2½"	N37-40T25F
4" NPT	2½"	N37-40T25T
4" NPT	4"	N37-40T40F
4" NPT	4½"	N37-40T45F
4" NST	2½"	N37-45F25F
4" NST	4"	N37-45F40F
4" NST	4"	N37-45F40T
4" NST	5"	N37-45F50F
4" NST	4½"	N37-50F45F
4" NST	5"	N37-50F50T
4" NST	6"	N37-50F60F
4" NPSH	6"	N37-50S60F
4" NPT	5"	N37-50T50F
4" NST	4"	N37-60F40T
4" NST	5"	N37-60F50F
4" NST	6"	N37-60F60T
4" NPT	4"	N37-60T40F
4" NPT	6"	N37-60T60F

Brass Female to Male Hex Nipples

Feature:

- other configurations are also available, consult Dixon™ for information


Female Thread	Male Thread	Cast Brass Part #
¾" GHT	1" NPT	FM7610T
1" NPSH	¾" GHT	FM10S76
1" NPT	¾" GHT	FM1076
1" NPT	1" NPSH	FM1010
1" NPT	1" NST (NH)	FM1010F
1" NST (NH)	1" NPT	FM10F10T
1" NPT	1½" NPSH	FM1015
1" NPT	1½" NST (NH)	FM1015F
1" NPSH	1½" NPT	FM10S15T
1½" NPT	1½" NPSH	FM1515
1½" NPT	1½" NST (NH)	FM1515F
1½" NST (NH)	1½" NPSH	FM15F15S
1½" NST (NH)	1½" NPT	FM15F15T
1½" NPSH	1½" NST (NH)	FM15S15F
1½" NST (NH)	1½" NST (NH)	FM15F15F
1½" NPSH	1½" NPT	FM15S15T
1½" NPSH	2" NPT	FM15S20T
1½" NST (NH)	2" NPT	FM15F20T
1½" NPT	2½" NST (NH)	FM1525F
1½" NST (NH)	2½" NPT	FM15F25T
1½" NST (NH)	2½" NST (NH)	FM15F25F
1½" NST (NH)	3" NST (NH)	FM15F30F
1½" NPT	3" NST (NH)	FM1530F
2" NPSH	1½" NPSH	FM20S15
2" NPT	1½" NPSH	FM2015
2" NPSH	1½" NST	FM20S15F
2" NPT	1½" NST (NH)	FM2015F
2" NPSH	1½" NPT	FM20S15T
2" NPSH	2" NPT	FM20S20T
2" NPT	2" NPSH	FM2020
2" NPSH	2½" NPT	FM20S25T
2" NPSH	2½" NST (NH)	FM20S25F
2" NPT	2½" NST (NH)	FM2025F
2½" NST (NH)	¾" NPT	FM25F75T
2½" NST (NH)	1" NPT	FM25F10T
2½" NPT	1½" NST (NH)	FM2515F
2½" NST (NH)	1½" NST (NH)	FM25F15F
2½" NST (NH)	1½" NPT	FM25F15T
2½" NST (NH)	2" NPT	FM25F20T
2½" NPT	2½" NPSH	FM2525
2½" NPT	2½" NST (NH)	FM2525F



reducer



same size



increaser

D
Adapters

- table continued on next page
- All adapters are made to approved Dixon™ specifications.

Brass Female to Male Hex Nipples

Table continued from previous page

D
Adapters

reducer



same size



increaser

Female Thread	Male Thread	Cast Brass Part #
2½" NST (NH)	2½" NST (NH)	FM25F25F
2½" NST (NH)	2½" NPT	FM25F25T
2½" NPT	2½" NPT	FM2525T
2½" NST (NH)	2½" NPSH	FM25F25S
2½" NPSH	2½" NST (NH)	FM25S25F
2½" NPSH	2½" NPT	FM25S25T
2½" NST (NH)	3" NST (NH)	FM25F30F
2½" NST (NH)	3" NPT	FM25F30T
3" NPT	2½" NST (NH)	FM3025F
3" NST (NH)	2½" NST (NH)	FM30F25F
3" NST (NH)	2½" NPT	FM30F25T
3" NPT	2½" NPT	FM3025T
3" NPSH	2½" NST (NH)	FM30S25F
3" NST (NH)	3" NPT	FM30F30T
3" NPT	3" NST (NH)	FM3030F
4" NPT	2½" NST (NH)	FM4025F
4" NPT	4" NST (NH)	FM4040F
4" NST (NH)	4" NPT	FM40F40T
4" NPT	4½" NST (NH)	FM4045F
4½" NST (NH)	4" NPT	FM45F40T
6" NPT	6" NST (NH)	FM6060F
6" NST (NH)	6" NPT	FM60F60T

- All adapters are made to approved Dixon™ specifications.

Brass Female to Male Hex Nipples (New York Threads)

Features:

- NYFD thread = 3.031 x 8 TPI
- NYC thread = 3.00 x 8 TPI
- other configurations are also available, consult Dixon™ for information

Female	Male	Cast Brass Part #
1½" NPT	1½" NYFD	FM1515NYFD
1½" NST (NH)	1½" NYFD	FM15F15NYFD
1½" NYFD	1½" NST (NH)	FM15NYFD15F
1½" NYFD	1½" NPT	FM15NYFD15T

Female	Male	Cast Brass Part #
2½" NPT	2½" NYC	FM2525NYC
2½" NPT	2½" NYFD	FM2525NYFD
2½" NST (NH)	2½" NYC	FM25F25NYC
2½" NST (NH)	2½" NYFD	FM25F25NYFD
2½" NYC	2½" NST (NH)	FM25NYC25F
2½" NYC	2½" NPT	FM25NYC25T
2½" NYFD	2½" NST (NH)	FM25NYFD25F
2½" NYFD	2½" NPT	FM25NYFD25T
2½" NYFD	2½" NYFD	FM25NYFD25NYFD


Female	Male	Cast Brass Part #
2½" NYFD	1½" NPT	FM25NYFD15T
2½" NYFD	2" NPT	FM25NYFD20T
2½" NYFD	3" NYFD	FM25NYFD30NYFD
2½" NYFD	3" NPT	FM25NYFD30T



reducer



same size



increaser

Domestic Brass Hydrant Adapters - Pin Lug

Feature:

- other configurations are also available, consult Dixon™ for information



Female Thread	Male Thread	Cast Brass Part #
1½" NST (NH)	¾" GHT	HA1576-D
2½" NST (NH)	1" NPT	HA2510T-D
2½" NST (NH)	1½" NST (NH)	HA2515F-D
2½" NST (NH)	1½" NPT	HA2515T-D
2½" NST (NH)	¾" GHT	HA2576-D

D
Adapters

Domestic Brass Female to Male Hex Nipples



reducer



same size



increaser

Feature:

- other configurations are also available, consult Dixon™ for information

Female Thread	Male Thread	Cast Brass Part #
1" NPT	1½" NST (NH)	FM1015F-D
1½" NPT	1½" NST (NH)	FM1515F-D
1½" NPT	2½" NST (NH)	FM1525F-D
1½" NST (NH)	1½" NPSH	FM15F15S-D
1½" NST (NH)	1½" NPT	FM15F15T-D
1½" NST (NH)	2½" NST (NH)	FM15F25F-D
1½" NPSH	1½" NST (NH)	FM15S15F-D
1½" NPSH	1½" NPT	FM15S15T-D
2" NPT	1½" NST (NH)	FM2015F-D
2½" NPT	2½" NST (NH)	FM2525F-D
2½" NST (NH)	1½" NST (NH)	FM25F15F-D
2½" NST (NH)	1½" NPT	FM25F15T-D
2½" NST (NH)	2½" NPT	FM25F25T-D

Polycarbonate Hydrant Adapters - Rocker Lug

Features:

- use with water
- maximum working pressure: **100 PSI** at 70°F (21°C)



Female Thread	Male Thread	Polycarbonate Part #
1½" NPSH	1½" NST (NH)	POLYHA15S15F
2½" NST (NH)	¾" GHT	POLYHA2576
2½" NST (NH)	1½" NPSH	POLYHA2515
2½" NST (NH)	1½" NST (NH)	POLYHA2515F
2½" NST (NH)	2" NPT	POLYHA2520T

Brass Double Female Swivels Pin Lug

Female NPSH	Female NPSH	Cast Brass Part #
1½"	1½"	DFP1515
2½"	2½"	DFP2525

Female NST (NH)	Female NST (NH)	Cast Brass Part #
1½"	1½"	DFP1515F
2½"	2½"	DFP2525F

Female NST (NH)	Female NPSH	Cast Brass Part #
1½"	1½"	DFP15F15S
2½"	2½"	DFP25F25S

Female NYFD	Female NYFD	Cast Brass Part #
1½"	1½"	DFP15NYFD15NYFD
2½"	2½"	DFP25NYFD25NYFD

D
Adapters

Rocker Lug

Female NPSH	Female NPSH	Cast Brass Part #
1½"	1½"	DFR1515
2½"	2½"	DFR2525

Female NST (NH)	Female NST (NH)	Cast Brass Part #
1½"	1½"	DFR1515F
2½"	2½"	DFR2525F



Domestic Brass Double Female Swivels - Pin Lug

Female Thread	Female Thread	Cast Brass Part #
1½" NST (NH)	1½" NST (NH)	DFP1515F-D
2½" NST (NH)	2½" NST (NH)	DFP2525F-D



All adapters are made to approved Diver™ specifications.

GOODYEAR
GOODYEARBELTING.COM

Call Toll Free: 1-866-711-4673
International: +1-727-342-5086

**We Ship
World Wide**

Aluminum Double Swivel Female Adapters - Rocker Lug Style N35

Female NPSH Swivel x Female NPSH Swivel

Female NPSH Swivel Thread	Female NPSH Swivel Thread	Aluminum Extrusion - Anodized Part #
1" NPSH	1" NPSH	N35-10S10S
1" NPSH	1½" NPSH	N35-10S15S
1½" NPSH	1½" NPSH	N35-15S15S
1½" NPSH	2½" NPSH	N35-15S25S
2" NPSH	2" NPSH	N35-20S20S
2½" NPSH	2½" NPSH	N35-25S25S
3" NPSH	3" NPSH	N35-30S30S

Female NST Swivel x Female NST Swivel

Female NST Swivel Thread	Female NST Swivel Thread	Aluminum Extrusion - Anodized Part #
1" NST	1" NST	N35-10F10F
1½" NST	1½" NST	N35-15F15F
1½" NST	2½" NST	N35-15F25F
2½" NST	2½" NST	N35-25F25F
4" NST	4" NST	N35-40F40F
4" NST	5" NST	N35-40F50F
4½" NST	4½" NST	N35-45F45F
4½" NST	6" NST	N35-45F60F
5" NST	5" NST	N35-50F50F
6" NST	6" NST	N35-60F60F

Female NPSH Swivel x Female NST Swivel

Female NPSH Swivel Thread	Female NST Swivel Thread	Aluminum Extrusion - Anodized Part #
1" NPSH	1" NST	N35-10S10F
1" NPSH	1½" NST	N35-10S15F
1½" NPSH	1½" NST	N35-15S15F
2" NPSH	2½" NST	N35-20S25F
2½" NPSH	2½" NST	N35-25S25F
6" NPSH	6" NST	N35-60S60F

Aluminum Double Female Swivel Adapters - Long Handle Style N57

Female NST Thread	Male NST Thread	Aluminum Extrusion - Anodized Part #
2½"	2½"	N57-25F25F
4½"	6"	N57-45F60F
5"	5"	N57-50F50F
5"	6"	N57-50F60F
6"	6"	N57-60F60F

D
Adapters

(Open Snoot) Brass Female Swivel Adapters - Pin Lug

Features:

- double female rigid hexagon to swivel connection, rigid end thread is always NPT, hose thread is on swivel end
- finishes: -P polished, -C polished chrome plated
- other configurations are also available, consult Dixon™ for information

Female Swivel Thread	Female Rigid Thread	Cast Brass Part #
1½" NST (NH)	1½" NPT	SF150F
1½" NPSH	1½" NPT	SF150S
2½" NST (NH)	1½" NPT	SF25F15T
2½" NST (NH)	2" NPT	SF25F20T
2½" NYFD	2" NPT	SF25NYFD20T
2½" NYFD	2½" NPT	SF250NYFD
2½" NST (NH)	2½" NPT	SF250F
2½" NST (NH)	2½" NPT	SF250F-P
2½" NST (NH)	2½" NPT	SF250F-C
2½" NPSH	2½" NPT	SF250S
2½" NST (NH)	3" NPT	SF25F30T
2½" NYFD	3" NPT	SF25NYFD30T
3" NST (NH)	3" NPT	SF300F
3" NST (NH)	3" NPT	SF300F-P
3" NST (NH)	3" NPT	SF300F-C
3" NYFD	3" NPT	SF300NYFD
3" NYFD	3" NPT	SF300NYFD-C
3" NYFD	3" NPT	SF300NYFD-P
4" NST (NH)	4" NPT	SF400F

D
Adapters

Domestic Brass Female Swivel Adapters - Pin Lug

Feature:

- other configurations are also available, consult Dixon™ for information

Female NST (NH) Swivel	Female Rigid NPT	Cast Brass Part #
1½"	1½"	SF150F-D
2½"	2½"	SF250F-D
2½"	2"	SF25F20T-D



(Open Snoot) Female Swivel Adapters - Rocker Lug

Feature:

- other configurations are also available, consult Dixon™ for information

Female Threads	Female Threads	Cast Brass Part #
1½" NST (NH)	1½" NPT	RSF150F
2½" NST (NH)	1½" NPT	RSF25F15T
2½" NST (NH)	2" NPT	RSF25F20T
2½" NST (NH)	2½" NPT	RSF250F
2½" NST (NH)	3" NPT	RSF25F30T



Aluminum Swivel Female x Rigid Female Adapters - Rocker Lug Style N53

Female NPSH Swivel x Female Rigid NPT



Female NPSH Swivel Thread	Female Rigid NPT	Aluminum Extrusion - Anodized Part #
1½"	1½"	N53-15S15T
2"	2"	N53-20S20T
3"	3"	N53-30S30T
4"	4"	N53-40S40T
6"	6"	N53-60S60T

Female NPSH Swivel x Female Rigid NPSH



Female NPSH Swivel Thread	Female Rigid NPSH	Aluminum Extrusion - Anodized Part #
1½"	1½"	N53-15S15S
1½"	2"	N53-15S20S
2½"	2½"	N53-25S25S

Female NST Swivel x Female Rigid NPT



Female NST Swivel Thread	Female Rigid NPT	Aluminum Extrusion - Anodized Part #
1½"	1½"	N53-15F15T
2½"	2"	N53-25F20T
2½"	2½"	N53-25F25T
2½"	3"	N53-25F30T
2½"	4"	N53-25F40T
4"	4"	N53-40F40T
4½"	4"	N53-45F40T
4½"	6"	N53-45F60T
5"	6"	N53-50F60T
6"	6"	N53-60F60T

Female NST Swivel x Female Rigid NST



Female NST Swivel Thread	Female Rigid NST	Aluminum Extrusion - Anodized Part #
1½"	1½"	N53-15F15F
2½"	1½"	N53-25F15F
2½"	2½"	N53-25F25F
2½"	6"	N53-25F60F
3"	3"	N53-30F30F
4"	4"	N53-40F40F
6"	4½"	N53-60F45F
6"	6"	N53-60F60F

D
Adapters

Brass Double Female Hex Adapters

Feature:

- other configurations are also available, consult Dixon™ for information

Female Thread	Female NST (NH)	Cast Brass Part #
1½" NPT	1½"	FFH1515F
2½" NPT	2½"	FFH2525F
1½" NST (NH)	1½"	FFH15F15F
2½" NST (NH)	2½"	FFH25F25F

Female Thread	Female NYFD	Cast Brass Part #
1½" NYFD	1½"	FFH15NYFD15NYFD
1½" NPT	1½"	FFH1515NYFD
2½" NPT	2½"	FFH2525NYFD

Female Thread	Female Thread	Cast Brass Part #
1½" NPT	1½" NPSH	FFH15T15S

D
Adapters

Brass Female Rocker Lug - Suction with Poly Screen

Feature:

- suction intake with strainer screen

Female Thread	Female NPT	Cast Brass Part #
2½" NST (NH)	1½"	RSFSA25F15T
2½" NST (NH)	2"	RSFSA25F20T
2½" NST (NH)	2½"	RSFSA250F
2½" NST (NH)	3"	RSFSA25F30T



Brass Male Rocker Lug - Suction with Poly Screen

Feature:

- suction intake with strainer screen

Female NST (NH) Thread	Male NPT Thread	Cast Brass Part #
2½"	1½"	RSMSA25F15T
2½"	2"	RSMSA25F20T
2½"	2½"	RSMSA250F
2½"	3"	RSMSA25F30T



Brass Male Rocker Lug - Suction with Zinc Screen

Feature:

- suction intake with zinc strainer screen - excellent to use before backflow preventers

Female NST (NH) Thread	Male NPT Thread	Cast Brass Part #
2½"	1½"	RSMSA25F15T-Z
2½"	2"	RSMSA25F20T-Z
2½"	2½"	RSMSA250F-Z
2½"	3"	RSMSA25F30T-Z



Brass Female Swivel to Male Adapters Pin Lug

D
Adapters

Female NST (NH)	Male NPT	Cast Brass Part #
1½"	1½"	SM150F
2½"	1½"	SM25F15T
2½"	2"	SM25F20T
2½"	2½"	SM250F
2½"	3"	SM25F30T
4"	4"	SM400F
Female NPSH	Male NPT	Cast Brass Part #
1½"	1½"	SM150S
2"	2"	SM200S
2½"	2½"	SM250S
Female	Male NST (NH)	Cast Brass Part #
1½" NPSH	1½"	SM15S15F
2½" NST (NH)	3"	SM25F30F
Female	Male NPT	Cast Brass Part #
1½" NYFD	1½"	SM150NYFD
2½" NYC	2½"	SM250NYC
2½" NYFD	2½"	SM250NYFD

Rocker Lug



Female Thread	Male NPT	Cast Brass Part #
1½" NST (NH)	1½"	RSM150F
1½" NST (NPSH)	1½"	RSM150S
2½" NST (NH)	2"	RSM25F20T
2½" NST (NH)	2½"	RSM250F
2½" NST (NH)	3"	RSM25F30T

Domestic Brass Male Swivel Adapters - Pin Lug



Female NST Swivel	Male NPT	Brass Part #
1½"	1½"	SM150F-D
2½"	2½"	SM250F-D
2½"	2"	SM25F20T-D
2½"	3"	SM25F30T-D

NEW

Aluminum Male Rocker Lug - Suction with Poly Screen

Feature:

- suction intake with strainer screen



Female NST (NH) Thread	Male NPT Thread	Cast Brass Part #
2½"	1½"	ARSMSA25F15T
2½"	2"	ARSMSA25F20T
2½"	2½"	ARSMSA250F
2½"	3"	ARSMSA25F30T

Aluminum Female Swivel to Male Adapters - Rocker Lug Style N54

Female Swivel Thread	Male Rigid Thread	Aluminum Extrusion - Anodized Part #
1½" NST	1½" NST	N54-15F15F
1½" NST	1½" NPT	N54-15F15T
1½" NST	2½" NST	N54-15F25F
1½" NPSH	1½" NPSH	N54-15S15S
1½" NPSH	1½" NPT	N54-15S15T
2½" NST	1½" NST	N54-25F15F
2½" NST	1½" NPT	N54-25F15T
2½" NST	2" NPT	N54-25F20T
2½" NST	2½" NST	N54-25F25F
2½" NST	2½" NPT	N54-25F25T
2½" NST	3" NPT	N54-25F30T
2½" NPSH	2" NPT	N54-25S20T
3" NPSH	3" NPT	N54-30S30T
4" NST	4" NST	N54-40F40F
4" NST	4" NPT	N54-40F40T
4" NST	6" NST	N54-40F60F
4½" NST	4" NPT	N54-45F40T
4½" NST	5" NST	N54-45F50F
4½" NST	6" NPT	N54-45F60T
6" NST	4" NST	N54-60F40F
6" NST	6" NPT	N54-60F60T

D
Adapters

Aluminum Female Swivel to Male Adapters - Long Handle Style N54L

Female Thread	Male Thread	Aluminum Extrusion - Anodized Part #
2½" NST	2½" NST	N54L-25F25F
4" NST	6" NST	N54L-40F60F
4½" NST	4" NPT	N54L-45F40T
6" NST	4" NPT	N54L-60F40T
6" NST	4½" NST	N54L-60F45F
6" NST	5" NST	N54L-60F50F
6" NST	6" NPT	N54L-60F60T



British Instantaneous Fittings

Features:

- polished finish
- meets BS336 specifications

Adapters

British Instantaneous female x female threads



Size		Brass Part #
Female	Female	
2½" BRIT	2½" NST (NH)	BID250F
2½" BRIT	2½" NPSH	BID250S
2½" BRIT	2½" NPT	BID250T
2½" BRIT	2½" BSP	BID250B

British Instantaneous female x male threads



Size		Brass Part #
Female	Male	
2½" BRIT	2½" NST (NH)	BIB250F
2½" BRIT	2½" NPSH	BIB250S
2½" BRIT	2½" NPT	BIB250T
2½" BRIT	2½" BSP	BIB250B

British Instantaneous male x female threads



Size		Brass Part #
Male	Female	
2½" BRIT	2½" NST (NH)	BIA250F
2½" BRIT	2½" NPSH	BIA250S
2½" BRIT	2½" NPT	BIA250T
2½" BRIT	2½" BSP	BIA250B

British Instantaneous male x male threads



Size		Brass Part #
Male	Male	
2½" BRIT	2½" NST (NH)	BIF250F
2½" BRIT	2½" NPSH	BIF250S
2½" BRIT	2½" NPT	BIF250T
2½" BRIT	2½" BSP	BIF250B

British Instantaneous Fittings

Plug

Size	Brass Part #
2½"	BIDP250



Cap

Size	Brass Part #
2½"	BIDC250

D
Adapters

Hose Shanks

Size	Brass Part #
2½" male BRIT x 1½" hose shank	BIE150
2½" male BRIT x 2½" hose shank	BIE250 NEW
2½" female BRIT x 1½" hose shank	BIC150
2½" female BRIT x 2½" hose shank	BIC250 NEW



BIE150



BIC150

Long Handle Short Shank Suction Hose Females

Features:

- powder coated aluminum swivel nut
- for suction and low pressure discharge only

Female Swivel NST (NH)	Hose Size	Part #
4"	4"	LHFS400F
4½"	4"	LHFS4045F



Cam and Groove Adapters - Pin Lug

Features:

- pin lugs allow for easy connection using standard spanner and hydrant wrenches
- supplied with Buna-N washer in the threaded end
- see page 634 for lug wrenches



Female NST (NH)	Male Adapter	Aluminum Part #
1½"	1½"	AHA1515ADP
2½"	2½"	AHA2525ADP



Female NST (NH)	Male Adapter	Brass Part #
1½"	1½"	HA1515ADP
2½"	2½"	HA2525ADP

Cam and Groove x NST (NH) Adapters

Features:

- powder coated aluminum swivel nut
- for suction and low pressure discharge only
- other sizes, configurations and materials available, contact Dixon™ for information

Type D



Coupler	Female NST (NH) Thread	Aluminum Part #
1½"	1½"	G150-D-ALNST
2"	2½"	2025-D-ALNST
2½"	2½"	G250-D-ALNST
3"	2½"	3025-D-ALNST

Type A



Adapter	Female NST (NH) Thread	Aluminum Part #
1½"	1½"	G150-A-ALNST
2½"	2½"	G250-A-ALNST
3"	2½"	3025-A-ALNST

Type B



Coupler	Male NST (NH) Thread	Aluminum Part #
1½"	1½"	G150-B-ALNST
2"	1½"	2015-B-ALNST
2½"	2½"	G250-B-ALNST
3"	2½"	3025-B-ALNST

Type F



Adapter	Male NST (NH) Thread	Aluminum Part #
1½"	1½"	G150-F-ALNST
2"	2½"	2025-F-ALNST
2½"	2½"	G250-F-ALNST
3"	2½"	3025-F-ALNST

Dixon™ Storz Fittings

FSA-Storz x Rigid Female

Features:

- for use wherever a non-valved, locking coupling is required
- anodized components per MIL-A-8625 Type III Class 1
- Buna-N gaskets
- working pressure: **150 PSI** at 70°F (21°C)
- cast aluminum lock lever assembly on 4", 5" and 6"

Storz x NST Female

Storz Size	NST Female Thread	Forged 6061-T6 Alumium Part #
1½"	1½"	FSA1515F
2"	1½"	FSA2015F
2"	2½"	FSA2025F
2½"	2½"	FSA2525F
3"	2½"	FSA3025F
4"	2½"	FSA4025F
4"	3"	FSA4030F
4"	4"	FSA4040F
4"	4½"	FSA4045F
4"	5"	FSA4050F
4"	6"	FSA4060F
5"	2½"	FSA5025F
5"	3"	FSA5030F
5"	4"	FSA5040F
5"	4½"	FSA5045F
5"	5"	FSA5050F
5"	6"	FSA5060F
6"	6"	FSA6060F

E
Storz

Storz x NPT Female

Storz Size	NPT Female Thread	Forged 6061-T6 Alumium Part #
1½"	1"	FSA1510T
1½"	1½"	FSA1515T
1½"	2½"	FSA1525T
2"	1½"	FSA2015T
2"	2"	FSA2020T
2½"	1½"	FSA2515T
2½"	2"	FSA2520T
2½"	2½"	FSA2525T
2½"	3"	FSA2530T
3"	3"	FSA3030T
4"	3"	FSA4030T
4"	4"	FSA4040T
4"	5"	FSA4050T
4"	6"	FSA4060T
5"	3"	FSA5030T
5"	4"	FSA5040T
5"	5"	FSA5050T
5"	6"	FSA5060T
6"	4"	FSA6040T
6"	6"	FSA6060T



Storz x NPS Female

Storz Size	NPS Female Thread	Forged 6061-T6 Alumium Part #
1½"	1½"	FSA1515S
2"	1½"	FSA2015S



Dixon™ Storz Fittings

SFSA - Storz x Swivel Female Adapter - Rocker Lug / Long Handle

Features:

- anodized components per MIL-A-8625 Type III Class 1
- Buna-N gaskets
- working pressure: **150 PSI** at 70°F (21°C)
- cast aluminum lock lever assembly on 4", 5" and 6"

Storz x NST Female Swivel

Storz Size	NST Female Swivel Thread	Forged 6061-T6 Alumium Part #
2½"	2½"	SFSA2525F
3"	2½"	SFSA3025F
4"	2½"	SFSA4025F
4"	3"	SFSA4030F
4"	4"	SFSA4040F
4"	4½"	SFSA4045F
4"	5"	SFSA4050F
4"	6"	SFSA4060F
5"	2½"	SFSA5025F
5"	4"	SFSA5040F
5"	4½"	SFSA5045F
5"	6"	SFSA5060F
6"	5"	SFSA6050F
6"	6"	SFSA6060F

E

Storz

**Storz x NPSH Female**

Storz Size	NPSH Female Thread	Forged 6061-T6 Alumium Part #
2½"	2½"	SFSA2525S
3"	3"	SFSA3030S
4"	4"	SFSA4040S
5"	6"	SFSA5060S

**Storz x NST Female Swivel - Long Handle**

Storz Size	NST Female Swivel Thread	Forged 6061-T6 Alumium Part #
4"	4½"	SFSA4045F-LH
5"	4"	SFSA5040F-LH
5"	4½"	SFSA5045F-LH
6"	6"	SFSA6060F-LH



Dixon™ Storz Fittings

SFSA30 - Storz x Female Swivel 30° Elbow - Rocker Lug

Features:

- anodized components per MIL-A-8625 Type III Class 1
- Buna-N gaskets
- working pressure: **150 PSI** at 70°F (21°C)
- cast aluminum lock lever assembly on 4", 5" and 6"
- screens available for 4" and 5" heads, consult Dixon™ for information

Storz Size	NST Female Swivel Thread	Forged 6061-T6 Alumium Part #
4"	4"	SFSA30-4040F
4"	5"	SFSA30-4050F
4"	6"	SFSA30-4060F
5"	3"	SFSA30-5030F
5"	4"	SFSA30-5040F
5"	4½"	SFSA30-5045F
5"	6"	SFSA30-5060F

E
Storz

SFSA30 - Storz x Female Swivel 30° Elbow - Long Handle

Features:

- anodized components per MIL-A-8625 Type III Class 1
- Buna-N gaskets
- working pressure: **150 PSI** at 70°F (21°C)
- cast aluminum lock lever assembly on 4", 5" and 6"

Storz Size	NST Female Swivel Thread	Forged 6061-T6 Alumium Part #
4"	4½"	SFSA30-4045F-LH
4"	5"	SFSA30-4050F-LH
4"	6"	SFSA30-4060F-LH



Dixon™ Storz Fittings

NCS-CSF - 150 lbs. Carbon Steel Flange x Storz



150# Flange	Storz	Carbon Steel Part #
4"	5"	NCS-CSF-STZ450
4"	6"	NCS-CSF-STZ460
5"	4"	NCS-CSF-STZ540
5"	5"	NCS-CSF-STZ550
5"	6"	NCS-CSF-STZ560
6"	4"	NCS-CSF-STZ640
6"	5"	NCS-CSF-STZ650
6"	6"	NCS-CSF-STZ660

NCS-CSF - 150 lbs. Carbon Steel Flange x Storz with Cap



Storz	150# Flange	Carbon Steel Part #
5"	6"	NCS-CSF-STZ650C
6"	6"	NCS-CSF-STZ660C

NEW

MSA - Storz x Rigid Male

Storz x NST Male



Storz Size	NST Male Thread	Forged 6061-T6 Alumium Part #
1½"	1½"	MSA1515F
2"	1½"	MSA2015F
2½"	2½"	MSA2525F
3"	2½"	MSA3025F
4"	2½"	MSA4025F
4"	4"	MSA4040F
4"	4½"	MSA4045F
5"	2½"	MSA5025F
5"	5"	MSA5050F

Storz x NPT Male



Storz Size	NPT Male Thread	Forged 6061-T6 Alumium Part #
1½"	1½"	MSA1515T
2"	1½"	MSA2015T
2½"	2"	MSA2520T
2½"	2½"	MSA2525T
2½"	3"	MSA2530T
3"	3"	MSA3030T
4"	4½"	MSA4025T
4"	4"	MSA4040T
5"	4"	MSA5040T
6"	6"	MSA6060T

Storz x NPS Male



Storz Size	NPS Male Thread	Forged 6061-T6 Alumium Part #
1½"	1½"	MSA1515S

Dixon™ Storz Fittings

SSA - Storz x Storz Adapter

Features:

- anodized components per MIL-A-8625 Type III Class 1
- Buna-N gaskets
- working pressure: **150 PSI** at 70°F (21°C)
- cast aluminum lock lever assembly on 4", 5" and 6"

Storz Size	Storz Size	Forged 6061-T6 Aluminum Part #
1½"	2"	SSA1520
1½"	2½"	SSA1525
2"	2½"	SSA2025
2"	3"	SSA2030
2½"	3"	SSA2530
2½"	4"	SSA2540
2½"	5"	SSA2550
3"	4"	SSA3040
3"	5"	SSA3050
4"	5"	SSA4050
4"	6"	SSA4060
5"	6"	SSA5060

E
Storz

SSA30 - Storz x Storz 30° Elbow Adapters

Features:

- anodized components per MIL-A-8625 Type III Class 1
- Buna-N gaskets
- working pressure: **150 PSI** at 70°F (21°C)
- cast aluminum lock lever assembly on 4", 5" and 6"

Storz Size	Storz Size	Forged 6061-T6 Aluminum Part #
4"	4"	SSA30-440
4"	5"	SSA30-450
4"	6"	SSA30-460
5"	5"	SSA30-550
5"	6"	SSA30-560
6"	6"	SSA30-660



Dixon™ Storz Accessories

Threaded Storz Mounting Plates
(Bracket)

Storz Size	Anodized Aluminum Part #
1½" - 2½"	SMB1525
4" - 5"	SMB450

Storz Caps

Feature:

- 4", 5", 6" supplied with cables, 1½", 2", 2½", 3" supplied with chains



Storz Cap	Aluminum Part #
1½"	SC150-NL
2"	SC200-NL
2½"	SC250-NL
3"	SC300-NL
4"	SC400-NL
4" ABS	SC400ABS¹
5"	SC500-NL
5" ABS	SC500ABS¹
6"	SC600-NL

¹ ABS includes airbleeder/petcock

Storz Gaskets

Features:

- gasket faces should be kept free of sand, grit, etc. and lubricated with O-ring grease or silicone
- pressure seals have a flat face
- suction seals have a beaded face



Storz Size	Buna-N Pressure Part #	Buna-N Suction Part #
1½"	SGS150-NL¹	SGS150-NL
2"	SGP200	SGS200-NL
2½"	SGP250	SGS250-NL
3"	SGP300	SGS300-NL
4"	SGP400	SGS400-NL
5"	SGP500	SGS500-NL
6"	SGS600-NL¹	SGS600-NL

¹ gasket can be used for both pressure and suction service


Storz Locking Device



Description	Part #
metal locking device used on 4" and 5" Storz heads with spring, screw and washer	LOCKINGDEVICE
metal locking device used on 6" Storz heads with spring, screw and washer	LOCKINGDEVICE6

Brass Caps Pin Lug

Features:

- finishes: -P polished, -C polished chrome plated
- NOT intended for pressure applications - for debris and thread protection only 

NST (NH) Thread	Cast Brass Part #
1½"	<i>FC150F</i> <i>FC150F-P</i> <i>FC150F-C</i>
2"	<i>FC200</i> NEW <i>FC250F</i>
2½"	<i>FC250F-P</i> <i>FC250F-C</i>
3"	<i>FC300F</i> <i>FC300F-C</i>
4"	<i>FC400F</i>
4½"	<i>FC450F</i>
6"	<i>FC600F</i>

NPSH Thread	Cast Brass Part #
1½"	<i>FC150</i>
2½"	<i>FC250</i>
3"	<i>FC300</i>
4"	<i>FC400</i>
6"	<i>FC600</i>



F
Caps &
Plugs

Rocker Lug

Feature:

- finishes: -P polished, -C polished chrome plated

NST (NH) Thread	Cast Brass Part #
1"	<i>RFC100F</i>
1½"	<i>RFC150F</i>
1½"	<i>RFC150F-P</i> <i>RFC150F-C</i>
2½"	<i>RFC250F</i>
2½"	<i>RFC250F-P</i> <i>RFC250F-C</i>
3"	<i>RFC300F</i>

NPSH Thread	Cast Brass Part #
¾"	<i>RFC075</i>
1"	<i>RFC100</i>
1½"	<i>RFC150</i>
2"	<i>RFC200</i>
2½"	<i>RFC250</i>



Brass Hose Test Caps

Features:

- pet cock port supplied with ⅛" NPT
- drain cock port supplied with ¼" NPT

NST (NH) Thread	Brass Part #
4½"	<i>NST450TC</i>



Aluminum Caps with Cable

Rocker Lug

Features:

- other configurations are available, consult Dixon™ for information, not all configurations are stocked
- aircraft cable (coated) included



Size	Thread	Extruded Hardcoated Aluminum Part #
1"	NST (NH)	CAP100F-C
1½"		CAP150F-C
2"		CAP200F-C
2½"		CAP250F-C
3"		CAP300F-C
4"		CAP400F-C
4½"		CAP450F-C
5"		CAP500F-C
6"	CAP600F-C	
1"	NPSH	CAP100S-C
1½"		CAP150S-C
2"		CAP200S-C
2½"		CAP250S-C

Long Handle



NST (NH) Thread	Extruded Hardcoated Aluminum Part #
4"	CAP400F-C-LH
4½"	CAP450F-C-LH
5"	CAP500F-C-LH
6"	CAP600F-C-LH

Aluminum Test Caps

Feature:

- supplied with ¼" NPT drill and tap



Size	Thread	Aluminum Part #
1"	NST	CAP100FABS
1½"		CAP150FABS
2"		CAP200FABS
2½"		CAP250FABS
3"		CAP300FABS
4"		CAP400FABS
4½"		CAP450FABS
5"		CAP500FABS
6"	CAP600FABS	
1"	NPSH	CAP100SABS
1½"		CAP150SABS
2"		CAP200SABS
2½"		CAP250SABS
3"		CAP300SABS
4"		CAP400SABS
4½"		CAP450SABS
5"		CAP500SABS
6"	CAP600SABS	

Brass Plugs Pin Lug

Features:

- finishes: -P polished, -C polished chrome plated
- NOT intended for pressure applications - for debris and thread protection only



NST (NH) Thread	Cast Brass Part #
1½"	FP150F
1½"	FP150F-P
1½"	FP150F-C
2½"	FP250F
2½"	FP250F-P
2½"	FP250F-C
3"	FP300F
3"	FP300F-P
3"	FP300F-C
4"	FP400F
4½"	FP450F



F
Caps &
Plugs

Thread NPSH Thread	Cast Brass Part #
1½"	FP150
2½"	FP250
3"	FP300
4"	FP400

Rocker Lug

Feature:

- finishes: -P polished, -C polished chrome plated

Thread NST (NH)	Cast Brass Part #
1½"	RFP150F
1½"	RFP150F-C
2½"	RFP250F
2½"	RFP250F-C



Domestic Brass Plugs

Size	Brass Part #
1½" NST (NH)	FP150F-D
2½" NST (NH)	FP250F-D



Specialty Caps

Stainless Steel Cap with Chain



Size	Thread	Stainless Steel Part #
2½"	NST (NH)	RFC250F-SS

Domestic Brass Caps

**Feature:**

- other sizes, threads, and finishes available, call Dixon™ for information

Size	Brass Part #
1½" NST (NH)	FC150F-D
2½" NST (NH)	FC250F-D

Iron Hydrant Caps

Features:

- pentagon fire hydrant cap
- red painted iron
- supplied with chain and ring

Size	Iron Part #
2½" NST (NH)	IHC250F
2½" NYFD	IHC250NYFD
4½" NST (NH)	IHC450F

F
Caps & Plugs



IHC250F



IHC450F

Jack Chains with S-Hooks



Length	Material	Part #	Opt Qty
6"	brass	CH-B-6	10
12"	brass	CH-B-12	10
6"	stainless	CH-SS-6	10
12"	stainless	CH-SS-12	10

Aluminum Plugs with Cable

Feature:

- -NC: no cable



Size	Extruded Hardcoated Aluminum	
	NST (NH) Part #	NPSH Part #
1½"	PLUG150F-C	PLUG150S-C
2½"	PLUG250F-C	PLUG250S-C
3"	PLUG300F-C	PLUG300S-C
4"	PLUG400F-C	PLUG400S-C
4½"	PLUG450F-C	PLUG450S-C
5"	PLUG500F-C	PLUG500S-C
6"	PLUG600F-C	PLUG600S-C

Cap Test Gauges

**Application:**

Used for testing hose or static pressure on hydrants or trucks

Features:

- rocker lug swivel
- petcock to release pressure
- supplied with a 0-300 PSI glycerine 3½" diameter gauge

NH (NST) Thread	Hardcoated Aluminum Part #
-----------------	----------------------------

Plastic Caps

Caps with Chain

Application:

- prevents entry of foreign material and protects male outlet threads on valves and hydrants

Feature:

- NOT intended to be pressurized



Size	Thread	Polycarbonate Part #
1½"	NPSH	PFCW150
1½"	NST (NH)	PFCW150F
2"	NPSH	PFCW200
2½"	NST (NH)	PFCW250F
2½"	NYC / BAT	PFCW250NYC
2½"	NYFD	PFCW250NYF
3"	NST	PFCW300F



Pressurizable Caps with Chains

Feature:

- can be pressurized to **300 PSI**

NST (NH) Thread	Polycarbonate Part #
2½"	PFC250F



F

Caps & Plugs

Hydrant Caps

Features:

- 1⅞" pentagonal nut with weep hole
- with chain
- gasket not included

NST (NH) Thread	Polycarbonate Part #
4½"	PFCW450F-Y

**Features:**

- 1⅞" pentagonal nut with weep hole
- gasket not included

NST (NH) Thread	Polycarbonate Part #
2½"	PFCW250F-Y
4"	PFCW400F-Y



Universal Hose Cap

Features:

- universal push on - pull off cap protects all threads by gripping the valve or outlet on the inside of the waterway
- NOT intended to be pressurized

Size	Polycarbonate Part #
2½"	PFC250U



Caps and Plugs

Polycarbonate Breakable Cap

**Application:**


- prevents entry of foreign material and protects female threads on pin lug fire department inlet connections

Feature:

- used on pin lug females

Size	Polycarbonate Part #
2½"	PBC250

Aluminum Breakable Cap

F
Caps & Plugs**Features:**

- for use on fire department inlet connections
- prevents entry of foreign matter and protects female threads
- breakable ears feature permits fast hose connection
- two eye bolts with nuts for attachment to female pin lug swivel
- painted red finish

Size	Aluminum Part #
2½"	ABC250

FDC Plug

**Features:**

- fits standard 2½" NST female swivel
- withstands wide range of temperatures from -4°F to 200°F (-20°C to 93°C)
- 1⅞" pentagonal nut with weep hole to allow for drainage
- removed from FDC with adjustable hydrant wrench

NST (NH) Thread	Polycarbonate Part #
2½"	PP250F

Adjust-A-Plug



front

**Features:**

- molded red polycarbonate protective plug for swivel connections up to 2½"
- two adjustable metal plates installed in the back of the plug can be mated with your local thread
- plug can be easily removed with a fire department spanner wrench

Polycarbonate Part #
PAP250

Industrial Fog Nozzles

Features:

- maximum operating pressure: **175 PSI** (water only) at 70°F (21°C)
- delivers 30° - 60° - 90° fog pattern - shut-off - straight stream - fog
- U/L listed and Factory Mutual approved for class A and B fires (except noted ¹)
- supplied with bumper

Size	Thread	90° Spray GPM @ 100 PSI	Brass Part #
¾"	GHT	---	BFN75GHT ¹
¾"	NPSH	---	BFN75
1"	NPSH	32	BFN100
1½"	NPSH	85	BFN150
2"	NPSH	108	BFN200 ¹
1"	NST (NH)	32	BFN100NST
1½"	NST (NH)	85	BFN150NST
2½"	NST (NH)	205	BFN250NST ¹

¹ not U/L Listed or Factory Mutual approved



Heavy Duty Industrial Fog Nozzles

Features:

- maximum operating pressure: **175 PSI** (water only) at 70°F (21°C)
- delivers 30° - 60° - 90° fog pattern - shut-off - straight stream - fog
- U/L listed and Factory Mutual approved
- supplied with bumper

Size	Thread	90° Spray GPM @ 100 PSI	Brass Part #
1"	NPSH	---	HFN100
1½"	NPSH	88 (+/-12)	HFN150
1"	NST (NH)	---	HFN100NST
1½"	NST (NH)	88 (+/-12)	HFN150NST
1½"	NYFD	---	HFN150NYFD



G
Nozzles

Higher Pressure Industrial Fog Nozzles

Features:

- working pressure: **25 to 300 PSI** (water only) at 70°F (21°C)
- combination straight stream and fog - shut-off - straight stream - fog
- Factory Mutual approved
- large one-piece rubber bumper with molded teeth
- knurled base

Size	Thread	90° Spray GPM @ 100 PSI	Brass Part #
1½"	NPSH	117	HPFN150
1½"	NST (NH)	117	HPFN150NST



Industrial Washdown Nozzles

Features:

- maximum operating pressure: **100 PSI** (water only) at 70°F (21°C)
- delivers 30° - 60° - 90° fog pattern
- shut off - straight stream - fog
- supplied with bumper

Size	Thread	90° Spray GPM @ 100 PSI	Brass Part #
1½"	NPSH	88 (+/-12)	WDM150






Brass Electrical Fire All-Fog Nozzles



Features:

- maximum operating pressure: **100 PSI** (water only) at 70°F (21°C)
- delivers 30° - 60° - 90° fog pattern - shutoff to 30° fog, adjustable to 90° fog
- U/L listed and Factory Mutual approved for class C fires
- supplied with bumper
- Use of this nozzle is not likely to prove hazardous when nozzle is held in excess of 10 feet from electrical apparatus and circuits not involving more than 250,000 volts. 

Size	Thread	90° Spray GPM @ 100 PSI	Brass Part #
1½"	NST (NH)	90	BFNE150NST
1½"	NPSH	90	BFNE150

Ball Shutoffs

Features:

- full time swivel base ensures the durable rubber-like handle can be positioned for easy operation
- maximum operating pressure: **100 PSI** (water only) at 70°F (21°C)



Thread	Length	Waterway	Cast Brass Part #
1½" NST (NH)	4¾"	1-3/8"	BSO150NST
1½" NPSH	4¾"	1-3/8"	BSO150S

Replacement Part

Description	Composite Part #
replacement handle	BSO150-H

Nozzle Tips

Features:

- straight stream only
- maximum operating pressure: **100 PSI** (water only) at 70°F (21°C)
- 74 GPM @ 100 PSI



Thread	Length	Orifice	Satin Brass Part #
1" NST (NH)	4-3/4"	1/2"	BNT100F
1" NPSH	4-3/4"	1/2"	BNT100S
1½" NST (NH)	4-3/8"	1/2"	BNT150F
1½" NPSH	4-3/8"	1/2"	BNT150S

Nozzles G

Domestic Rack Nozzles

Features:

- maximum operating pressure: **100 PSI** (water only) at 70°F (21°C)
- U/L listed and Factory Mutual approved for class A and B fires
- delivers 30° - 60° - 90° fog pattern - shut-off - straight stream - fog
- supplied without bumper

Size	Thread	90° Spray GPM @ 100 PSI	Brass Part #
1½"	NST (NH)	80	BRN150NST
1½"	NPSH	80	BRN150



Global Rack Nozzles

Features:

- maximum operating pressure: **100 PSI** (water only) at 70°F (21°C)
- U/L listed and Factory Mutual approved for class A and B fires
- delivers 30° - 60° - 90° fog pattern - shut-off - straight stream - fog
- supplied without bumper

Size	Thread	90° Spray GPM @ 100 PSI	Brass Part #
1½"	NST (NH)	80	BRN150NST-I
1½"	NPSH	93	BRN150S-I



G
Nozzles

Plain Hose Nozzles

Features:

- finish: satin
- maximum operating pressure: **100 PSI** (water only) at 70°F (21°C)

Size	Thread	ID	OD	Brass Part #
¾"	GHT	6"	1¼"	BN6
¾"	NPSH	6"	1¼"	BN7
1"	NPSH	8"	5/16"	BN10
1¼"	NPSH	10"	3/8"	BN12
1½"	NPSH	10"	1/2"	BN15
2"	NPSH	12"	9/16"	BN20
2½"	NPSH	12"	1"	BN25
1"	NST (NH)	8"	5/16"	BN10F
1½"	NST (NH)	10"	1/2"	BN15F
2½"	NST (NH)	12"	1"	BN25F
1½"	NYFD	10"	1/2"	BN15NYFD
2½"	NYFD	12"	1"	BN25NYFD





U/L Play Pipes with Tip



Application:

- often required in hydrant houses by Insurance Underwriters

Features:

- swivel handle, red marlin trim
- maximum operating pressure: **100 PSI** (water only) at 70°F (21°C)
- U/L listed and Factory Mutual approved
- ULT male thread specification: 2-3/16" ODM x 12 TPI
- comes standard with 1 1/8" orifice tip

Size	Female	Male	OAL	Brass Part #
2 1/2"	NST (NH)	ULT	30"	UPP250F
2 1/2"	NPSH	ULT	30"	UPP250S
playpipe only				UPP250F-SPEC



Tips for U/L Play Pipe


Features:

- finish: satin
- maximum operating pressure: **100 PSI** (water only) at 70°F (21°C)
- ULT male thread specification: 2-3/16" ODM x 12 TPI



Orifice	Cast Brass Part #
1 1/8"	UPPT
1 1/4"	UPPT125
1 1/2"	UPPT150
1 3/4"	UPPT175

Adjust-A-Power Nozzle



Application:

- ideal for patio, auto and boat, driveway and garden, can be used as a mop-up nozzle as it produces 50% more power than twist nozzles

Features:

- gasketed from inlet to tip it does not leak like conventional nozzles and does not require a washer
- three stainless steel ball bearings in the adjustable tip offer complete shut off, to ultra powerful pinpoint stream, to heavy spray pattern, to a solid jet stream or any setting in between
- leave nozzle in the open position when not in use
- design minimizes water usage and maximizes water velocity
- maximum operating pressure: **100 PSI** (water only) at 70°F (21°C)

Size	Thread	Brass Part #
3/4"	GHT	AAPN75GHT

Garden Hose Twist Nozzles

Feature:

- maximum operating pressure: **150 PSI** (water only)



Size	Thread	Length	Brass Part #
3/4"	GHT	4"	GTN75

U.S. Coast Guard Approved AFFF / Water Fog Nozzles

Application:

- designed for maximum efficiency with AFFF (Aqueous Film Forming Foams) or water on shipboard, offshore rigs and industrial applications

Features:

- corrosion resistant brass construction
- rubber-like bumper and handle for added protection
- Zytel (nylon) horseshoe handle
- double row of molded teeth for excellent fog pattern
- flush without shutting down
- constant gallonage in all fog and straight stream patterns
- combination fog and straight stream
- maximum operating pressure: **100 PSI** (water/AFFF only) at 70°F (21°C)



CGSN150F



CGSN151F

Thread NST (NH)	Description	Fog Flow @100 PSI	Approval #	Brass Part #
1½"	nozzle	95 GPM	162.027/13/0	CGSN150F
1½"	nozzle w/pistol grip	95 GPM	162.027/14/0	CGSN151F ¹

Thread NPSH	Description	Fog Flow @100 PSI	Approval #	Brass Part #
1½"	nozzle	95 GPM	---	CGSN150S
1½"	nozzle w/pistol grip	95 GPM	---	CGSN151S ¹

¹ supplied with pistol grip

G
Nozzles


U.S. Coast Guard Approved Fog Nozzles

Application:

- designed to US Coast Guard specifications for fighting fires with drafted water, required equipment for all commercial vessels under US registry

Features:

- maximum operating pressure: **100 PSI** (water/AFFF only) at 70°F (21°C)
- corrosion resistant brass construction
- combination fog and straight stream for shipboard fire fighting
- applicator tips are available, consult Dixon™ for pricing and availability



Thread	Fog Flow GPM @100 PSI	Cast Brass Part #
1½" NST	55	CGN150NST
2½" NST	108	CGN250NST
1½" NPSH	55	CGN150S

Size	Description	Cast Brass Part #
1½"	replacement tip	CGN150-TIP
2½"	replacement tip	CGN250-TIP

4AN Military Nozzle with Fog Tip

Features:

- length: 8¾"
- combination fog and straight stream to military specifications (Army, Air Force, Corps of Engineers) to former MIL-N-12314 Type II Class B
- fog tips are available, consult Dixon™ for pricing and availability



Thread	Fog Flow GPM @100 PSI	Brass Part #
1½" NH	65 ¹	AK2079NST
1½" NST	65	AK2079S

FM Omega™ Monitor



Features:

- cast-in turning vanes for a more efficient flow
- 360° horizontal and 150° vertical travel
- friction loss: 10 PSI at 800 GPM(.7 bar at 3030 LPM)
- 4 bolt hole pattern on flange
- Factory Mutual approved

Size	Inlet	Outlet	Waterway	Flow	Brass Part #
17" x 11½"	3" flange	2½" MNST	3"	1250 GPM	AK3526-300FL

Brass Monitor Nozzle



Features:

- fixed teeth
- combination Straight, Stream and Fog - no shutoff
- fixed gallonage master stream nozzle
- factory set at 500 GPM (1900 lpm) field changeable to 300 or 700 GPM (1140 or 2660 LPM)
- maximum operating pressure: **100 PSI** (water only)

Size	Thread	90° Spray GPM @100 PSI	Brass Part #
2½"	NST (NH)	NST (NH)	AK4450NST

FM Steel FirePro™ Monitor

Nozzles G



Features:

- seamless 2½" monitor - rated at 750 GPM
- carbon steel construction, stainless steel discharge tip and ball bearings
- 360° horizontal and 140° vertical travel
- red epoxy finish standard
- 150# ASA raised face 4" flange
- Factory Mutual approved

Size	Inlet	Outlet	Waterway	Flow	Carbon Steel Part #
22" x 13"	4" flange	2½" MNST	2½"	750 GPM	FP475S

FM Master Stream Nozzles



Features:

- factory set at 500 GPM
- featuring a straight stream to fog 'quick throw' pattern change
- constant gallonage
- Factory Mutual approved

Size	Thread	Material	Part #
2½"	NST (NH)	brass	FP500B
2½"	NST (NH)	aluminum	FP500A

Street Cleaning Nozzles



Feature:

- welded fabrication

Size	Connection	Aluminum Part #
2"	female cam	200DBAL
3"	female cam	300DBAL

Street Cleaning Nozzles



Features:

- delivers a flat, centered spray pattern for flushing or street cleaning apparatus
- length: 6¾", width: 8½"
- maximum operating pressure: **100 PSI** (water only)
- flows 300 GPM @ 100 PSI

Thread	Spray Direction	Brass Part #
2½" NPSH	center	BFSCN250C

Heavy Duty Constant Flow Fog Nozzles

Features:

- 95 GPM constant flow
- 5" long

Size	Thread	GPM @ 100 PSI	Fiberglass Reinforced Composite Part #
1½"	NPSH	95	CFFR150
1½"	NST (NH)	95	CFFR150NST



Global Forestry Fog Nozzles

Size	Thread	GPM @100 PSI Straight Stream		Anodized Aluminum Part #
		1st	2nd	
1½"	NPSH	23.8	73.9	GFN150
1½"	NST (NH)	37.6	95.0	GFN150NST



Forestry Fog Nozzles

Features:

- maroon hard-coated barrel allows for easy identification
- corrosion resistant plated
- dual flow rate nozzles offer two straight stream and two fog patterns
- combination fog and straight stream
- maximum operating pressure: **600 PSI** (water only) at 70°F (21°C)

Size	Thread	GPM @100 PSI Straight Stream		6061-T6 Aluminum Part #
		1st	2nd	
¾"	GHT	1-2 ¹	3-4 ¹	FFN75GHT
1"	NPSH	12	25	FFN100²
1½"	NPSH	25	70	FFN150
1"	NST (NH)	12	25	FFN100NST
1½"	NST (NH)	25	70	FFN150NST³



FFN75GHT



FFN100

¹ GPM @ 40 PSI

² FFN100 meets USFS 5100-239A and NSN 4210-01-165-6603

³ FFN150NST meets USFS 5100-107A and NSN 4210-01-167-1123

• both nozzles conform to Forestry Service specification 5100-239C and 5100-107a

Fog Nozzles

Features:

- without bumper
- adjustable fog or straight stream
- color: black
- weight: 12 oz.
- Federal Supply Schedule certified

Size	Thread	60° Spray GPM @ 100 PSI at 21°C (70°F)	Anodized Aluminum Part #
1"	NPSH	30	AFN100 NEW
1½"	NPSH	52	AFN150
1"	NST (NH)	30	AFN100NST
1½"	NST (NH)	52	AFN150NST



NEW

TriFlow Fog Nozzles

Features:

- corrosion resistant plated aluminum
- combination 170° fog and straight stream
- Venturi flow improves straight stream and gallonage
- no nozzle teeth eliminates fingers and voids in the spray pattern thus producing a dense fog



Size	Thread	Straight Stream @ 100 PSI	6061 T-6 Aluminum Part #
1½"	NST	60-100-140	TFN150NST-140
1½"	NPSH	60-100-140	TFN150-140
1½"	NST	75-150-200	TFN150NST-200
1½"	NPSH	75-150-200	TFN150-200

NEW

Econo Fog Nozzles

Features:

- rugged, lightweight, corrosion resistant
- supplied without bumper
- for cabinet use, discourages theft
- for use up to 100 PSI (water only)



Size	Thread	Straight Stream @ 100 PSI	6061 T-6 Aluminum Part #
1"	NPSH	56	EFN100
1"	NST	56	EFN100NST
1½"	NPSH	56	EFN150
1½"	NST	56	EFN150NST

Nozzles G

NEW

Garden Hose Nozzles

Features:

- offers two straight streams and one fog pattern ¹
- massive bumper specially formulated to resist damage and aging
- corrosion resistant hard coat



Size	Thread	Straight Stream @ 40 PSI		6061 T-6 Aluminum Part #
		1st	2nd	
¾"	GHT (without bumper)	1-2	3-4	GHN75
¾"	GHT (with bumper)	1-2	3-4	GHN75-B

¹ fog pattern is 4-5 GPM @ 40 PSI

NEW

Industrial Pistol Grip Nozzles

Features:

- all the performance of a regular fog nozzle plus a large, comfortable pistol grip for better balance and easy control of the line
- full-time ball bearing swivel base
- corrosion resistant hard coat
- also available with 56 and 125 GPM as special order



Size	Thread	GPM @ 60 PSI	6061 T-6 Aluminum Part #
1½"	NST	56	MEPG150NST

Forestry Grade Ball Shut-Off Nozzles

Features:

- NFPA1964 compliant
- hardcoated threads, and acetal ball, rigid inlet
- maximum operating pressure: **600 PSI** at ambient temperature (70°F)
- FSS specification 5100-238

Size	Thread	Waterway	Anodized Aluminum Part #
1"	NPSH	¾"	FBSO100S
1½"	NPSH	1"	FBSO150S
1"	NST (NH)	¾"	FBSO100F
1½"	NST (NH)	1"	FBSO150F



Forestry Grade Ball Shut-Off Nozzle with Pistol Grip

Features:

- NFPA1964 compliant
- hardcoated threads, and acetal ball, full time live swivel inlet
- maximum operating pressure: **600 PSI** at ambient temperature (70°F)
- FSS specification 5100-238

Size	Thread	Waterway	Anodized Aluminum Part #
1"	NPSH	¾"	FBSO100S-PG
1½"	NPSH	1"	FBSO150S-PG
1"	NST (NH)	¾"	FBSO100F-PG
1½"	NST (NH)	1"	FBSO150F-PG



G
Nozzles

Break Apart Attack Nozzles

Application:

- low-cost, versatile, and easy-to-use nozzle for first responders in rural and suburban fire departments

Features:

- minimal training is required to connect and operate the nozzle
- nozzle uses a 1½" coupler, provides 20-90 GPM fog or straight stream flows at **100 PSI**
- nozzle can be separated from the shut off valve for extended hose lays and other uses
- this product meets or exceeds USDA Forestry Service standards

Size	Thread	Aluminum Part #
1"	NPSH	ABN100S
1"	NST (NH)	ABN100F
1½"	NPSH	ABN150S
1½"	NST (NH)	ABN150F



Tip for Ball Shut-Off Nozzles

Features:

- lightweight
- maximum operating pressure: **200 PSI** (water only) at ambient temperature (70°F)

Size	Thread	Orifice ¹	Length	Anodized Aluminum Part #
1"	NPSH	½"	4"	ANT100
1½"	NPSH	½"	4¾"	ANT150
1"	NST (NH)	½"	4"	ANT100F
1½"	NST (NH)	½"	4¾"	ANT150F



Single Gallonage Constant Flow Nozzles


Features:

- for use up to **100 PSI** (water only)
- live swivel inlet
- spinning teeth

Size	Thread	Constant GPM @ 100 PSI	Aluminum Part #
1"	NST (NH)	40	AK4802F ¹
1½"	NST (NH)	125	AK4820F ¹
2½"	NST (NH)	200	AK4825F

¹ supplied with pistol grip

Adjustable Constant Gallonage Constant Flow Nozzles

Nozzles G


Features:

- for use up to **100 PSI** (water or foam only)
- live swivel inlet
- multiple flow settings for a combination of flow and control, tight, straight stream and wide, dense fog pattern
- quality flow performance as low as 50 PSI

Size	Thread	Constant GPM @ 100 PSI	Aluminum Part #
1"	NST (NH)	13-25-40-60	AK1702F ¹
1½"	NST (NH)	30-60-95-125	AK1720F ¹
2½"	NST (NH)	125-150-200-250	AK1725F

¹ supplied with pistol grip

Ball Shutoff Nozzles - Bolted Style


Features:

- rugged and lightweight
- cast aluminum body with pistol grip
- hardcoated female swivel inlet and male outlet
- maximum operating pressure: **200 PSI** (water only) at 70°F (21°C)

Size	Thread	Waterway	Cast Aluminum Part #
1½"	NST (NH)	1⅜"	ACPSO150F
1½"	NPSH	1⅜"	ACPSO150

NEW

Pistol Grip Adapters


Features:

- converts any standard fog nozzle to a well-balanced, easy to hold pistol grip fog nozzle making the job of holding high pressure lines easier
- full-time ball bearing swivel base
- corrosion resistant
- heat treated aluminum construction for minimum weight
- hardcoated per MIL-A-8625-F TYPE 111, (Polylube 1)

Size	Thread	6061 T-6 Aluminum Part #
1"	NST	PGA100NST
1½"	NST	PGA150NST

Single Gallonage Shut-off Nozzles



Features:

- PTFE hard-coated for greater corrosion resistance and durability
- lightweight and easily maneuvered
- full-time ball bearing swivel base
- metal ball with non-stick Delrin® seats
- 1-1/16" waterway

Size	Thread	GPM @ 100 PSI	Aluminum Part #
1"	NST	95	BVSO100NST
1"	NPSH	95	BVSO100
1½"	NST	95	BVSO150NST
1½"	NPSH	95	BVSO150
1½"	NST	125	BVSO150NST-125
1½"	NPSH	125	BVSO150-125



Dual Gallonage Shut-off Nozzles



Features:

- PTFE hard-coated for greater corrosion resistance and durability
- lightweight and easily maneuvered
- full-time ball bearing swivel base
- metal ball with non-stick Delrin® seats
- 1-1/16" waterway

Size	Thread	GPM @ 100 PSI	Aluminum Part #
1"	NST	25 - 70	BVDSO100NST
1"	NPSH	25 - 70	BVDSO100
1½"	NST	25 - 70	BVDSO150NST
1½"	NPSH	25 - 70	BVDSO150



G
Nozzles

Adjustable Tri-Flo Selectable Gallonage Nozzles



Features:

- corrosion resistant plated with Neoprene bumper
- full-time ball bearing swivel base
- dense fog delivery with no voids or fingers in pattern
- metal ball with non-stick Delrin® seats

Size	Thread	Straight Stream GPM @ 100 PSI	Aluminum Part #
1½"	NST	60 - 100 - 140	BVTSO150NST
1½"	NPSH	60 - 100 - 140	BVTSO150
1½"	NST	75 - 150 - 200	BVTSO150NST-200
1½"	NPSH	75 - 150 - 200	BVTSO150-200
2½"	NST	100 - 200 - 300	BVTSO250NST



Full Flow Industrial Shut-Off / Nozzles



Features:

- metal bail and handle (no plastic)
- full 1½" waterway
- rubber pistol grip
- maximum operating pressure: **200 PSI** (water only) at 70°F (21°C)

Size	Description	NPSH Aluminum Part #	NST Aluminum Part #
1½"	shut-off only	FFBSO150	FFBSO150NST
1½"	shut-off with integral fog nozzle	FFBSO150	FFBSO150NST




FFBSO150

FFBSO150


Constant Flow Fog Nozzles

Features:

- red polycarbonate with bumper and black plastic and steel stem
- provides consistent volume at any spray angle
- adjusts from straight stream to fog
- 1" and 1½" are ULC listed
- maximum operating pressure: **100 PSI** (water only) at 70°F (21°C)



2½" nozzle with handles
CFB250NST



2½" nozzle without handles
HGCFB250NST



1½" nozzle

Size	Thread	90° Spray GPM @ 100 PSI	Polycarbonate Part #
¾"	GHT	8	CFB75GHT
1"	SIPT	22	CFB100S
1½"	SIPT	75	CFB150S ¹
1½"	SIPT	150	HGCFB150S ²
2"	SIPT	75	CFB2015S ¹
2"	SIPT	150	CFB200S ²
1"	NST (NH)	22	CFB100NST
1½"	NST (NH)	75	CFB150NST ¹
1½"	NST (NH)	150	HGCFB150NST ²
2½"	NST (NH)	150	CFB250NST ³
2½"	NST (NH)	215	HGCFB250NST ^{2,4}
1½"	NYF	75	CFB150NYF ¹
2½"	NYF	150	CFB250NYF ³
1½"	CF	75	CFB150CF ¹
2½"	CF	150	CFB250CF ³
2½"	NYC	150	CFB250NYC ³

- ¹ standard flow
- ² high flow
- ³ provided with handles
- ⁴ intended for firefighting use only - nozzle will shut off automatically if not fully manned (both hands)



- NYF – New York Fire Dept. Thread 1½" (2.100 ODM X 8 TPI) — 2½" (3.030 ODM X 8 TPI)
- CF – Chicago Fire Dept. Thread 1½" (1.933 ODM X 11.5 TPI) — 2½" (2.990 ODM X 7.5 TPI)
- NYC – New York Corporation Thread 1½" (2.093 ODM X 11 TPI) — 2½" (3.000 ODM X 8 TPI)
- Also available CSA, BAT, NSS

Blue Refinery Fog Nozzles

Features:

- blue polycarbonate with bumper and black plastic and steel stem
- glass-filled
- provides consistent volume at any spray angle
- adjusts from Straight Stream to Fog
- resistant to petrochemicals
- maximum operating pressure: **100 PSI** (water only) at 70°F (21°C)



Size	Thread	90° Spray GPM @ 100 PSI	Polycarbonate Part #
1½"	SIPT	75	RNB150S
1½"	NST (NH)	75	RNB150NST

Gaskets

Feature:

- used on constant flow and refinery fog nozzles



Size	Thread	ID	OD	Thickness	Buna-N Part #
1"	SIPT	0.900"	1.270"	0.125"	CFG100S
1½"	SIPT	1.510"	1.878"	0.125"	CFG150S
2"	SIPT	1.680"	2.340"	0.156"	CFG200S
1"	NST (NH)	0.900"	1.270"	0.125"	CFG100NST
1½"	NST (NH)	1.510"	1.906"	0.125"	CFG150NST

Fog Nozzles

Features:

- shutoff - straight stream - fog
- maximum operating pressure: **100 PSI** (water only) at 70°F (21°C)

Size	Thread	90° Spray GPM @ 100 PSI	Polycarbonate w/ Brass Stem with Bumper	Polycarbonate w/ Brass Stem without Bumper
			Part #	Part #
¾"	GHT	8 ^{1,2}	FNB75GHT	---
¾"	NPS	30.9 ²	FNB75S	---
1"	NPS	11.4 ²	FNB100S	FN100S
1"	NPS	30.9	HGB100S	---
1½"	NPS	83.6	FNB150S	FN150S
1"	NST (NH)	11.4	FNB100NST	FN100NST
1"	NST (NH)	30.9	HGB100NST	---
1½"	NST (NH)	83.6	FNB150NST	FN150NST

¹ standard flow

² 120° spray GPM @100 PSI




nozzle with bumper
FNB150NST



nozzle without bumper
FN150NST

Factory Mutual Approved Fog Nozzles

Features:

- brass stem with locking nut
- shutoff-straight-stream-fog
- wings on sleeve for ease of adjustment
- maximum operating pressure: **100 PSI** (water only) at 70°F (21°C)
- SL series nozzles are Factory Mutual approved 

Size	Thread	90° Spray GPM @ 100 PSI	Factory Mutual approved	Factory Mutual approved Global
			Polycarbonate with Bumper Part #	Polycarbonate without Bumper Part #
¾"	GHT	30.9 ¹	SL075GHT	---
¾"	NPSH	30.9 ¹	SL075	---
1"	NPSH	30.9 ¹	SL100	PFNB100S
1½"	NPSH	75	SL150	PFNB150S
1½"	NST (NH)	75	SL150NST	PFNB150NST

¹ 120° spray on ¾" and 1"



G
Nozzles

Polycarbonate Electrical Fire All-Fog Nozzles

Features:

- opens and closes in a 30° fog pattern up to 120° - no straight stream
- maximum operating pressure: **100 PSI** (water only) at 70°F (21°C)

Size	Thread	75° Spray GPM @ 100 PSI	Polycarbonate with Brass Stem Part #
1½"	NPS	92	FNBE150S
1½"	NST (NH)	92	FNBE150NST



Gaskets for Fog Nozzles

Size	Thread	ID	OD	Thickness	Buna-N Part #
1"	NPSH	0.937"	1.234"	0.125"	FNG100S
1"	NPSH	1.000"	1.375"	0.125"	HGG100S
1½"	NPSH	1.500"	1.827"	0.125"	FNG150S
1"	NST (NH)	0.937"	1.281"	0.125"	FNG100NST
1"	NST (NH)	1.000"	1.375"	0.125"	HGG100NST
1½"	NST (NH)	1.510"	1.906"	0.125"	FNG150NST

• dimensions are nominal



Constant Flow Nozzles



Features:

- shatterproof and UV resistant polycarbonate withstands tough environmental conditions
- seals used for true water shut off
- easy twist spray pattern adjustment
- sold in case quantity only, with display
- 25 nozzles per case

Thread	45° Spray GPM @ 100 PSI	Color	Global Part #
3/4" GHT	25.1	green	FNB75GHT-GD
3/4" GHT	25.1	clear	CNB75GHT-GD

NEW

Constant Flow Nozzles with Bumper



GNB75GHT



CNB75GHT

Feature:

- can be used as a replacement nozzle in the display case GNB75GHT-GD

Thread	45° Spray GPM @ 100 PSI	Color	Plastic Part #
3/4" GHT	8	green	GNB75GHT (domestic)
3/4" GHT	25.1	clear	CNB75GHT (global)

NEW

Red Plain Hose Nozzles

Feature:

- maximum operating pressure: **100 PSI** (water only) at 70°F (21°C)



Size	Thread	Length	Orifice	Red Polycarbonate Part #
1 1/2"	NPSH	10"	1/2"	PN15
1 1/2"	NPSH	10"	1/2"	PN15CF
1 1/2"	NST (NH)	10"	1/2"	PN15F
1 1/2"	NST (NH)	10"	1/2"	PN15NYFD

Penetrator Nozzles

Features:

- designed with standard 1 1/2" NPSH male hose threads that are converted to female thread for connection to the hose using a double female rigid connector
- 1/4" discharge orifice generates a high velocity water jet that is effective against deep seated wildland fires
- maximum operating pressure: **200 PSI** (water only) at ambient temperature (70°F)



Size	Thread	Length	Orifice	Polycarbonate Part #
1 1/2"	NPSH	5 1/2"	1/4"	PFN4005S
1 1/2"	NST (NH)	5 1/2"	1/4"	PFN4005F

Twin Tip Straight Stream Forestry Nozzles

Features:

- molded high strength red polycarbonate
- solid, one-piece reversible twin tip has 1/4" and 3/8" orifices
- maximum operating pressure: **100 PSI** (water only) at ambient temperature (70°F)



Size	Thread	Length with tip	Length without tip	Orifice of base nozzle	Polycarbonate Part #
1 1/2"	NPSH	0"	7 1/2"	1/4"	PTTE150S

Spanner and Hydrant Wrenches Universal Spanner Wrench

Features:

- for 3/4" to 3" pin lug and rocker lug couplings
- includes gas cock shutoff, pry bar and belt hook eye
- overall length 11 7/8"

<i>Aluminum</i>	
Part #	Pkg Qty
USW	25



Universal Wrench

Features:

- for pin lug or rocker lug couplings 1" - 4 1/2"
- a gas cock shutoff is provided in the handle
- red epoxy painted
- overall length 11 3/4"

<i>Iron</i>	
Part #	
233	



Hole Type Spanner Wrench

Features:

- designed for use on 3/4" and 1" booster hose couplings
- overall length is 7 1/2"

<i>AL-MAG 35</i>	
Part #	
HTSW	



Storz Hydrant Wrench

Features:

- fits 4" and 5" Storz
- ductile iron head
- knurled chrome plated handle
- manganese bronze adjustable jaw
- includes adjustable hydrant nut wrench

Part #	
SAHW	



Folding Pocket Spanner Wrenches

Features:

- for pentagon nuts up to 1 3/4"
- built-in spanner for pin or rocker lug couplings
- overall length 16 1/4"

Material	Part #
<i>aluminum</i>	PSW
<i>brass</i>	PSW-B
<i>die cast zinc</i>	PSW-Z
<i>yellow plastic</i>	PSW-Y



Adjustable Hydrant Wrench

Features:

- fits 3/4" to 3" rocker lug and pin lug couplings
- a compact wrench easily carried in your jacket pocket

Part #	Pkg Qty
---------------	----------------



H
Wrenches
& Tools

Spanner and Hydrant Wrenches

Pigtail Adjustable Hydrant Wrench

Feature:

- double spanner head fits pin lug or rocker (sensible) lug couplings, pentagon nuts up to 1½" from point to flat, 1½" - 6" rocker lug caps, 2" - 4½" pin lug caps, and square nuts up to 1⅝"



Part #

AHWPT

Heavy Duty Adjustable Hydrant Wrench

Features:

- for pentagon hydrant nuts up to 1¾" from point to flat
- notched to fit 1¼" square hydrant nut
- spanner for pin lug and sensible (rocker) lug couplings, 1½" thru 6"
- plated iron head, ⅞" plated steel handle
- overall length 18"



Part #

189

Pkg Qty

15

Double Head Adjustable Hydrant Wrench

Features:

- for pentagon hydrant nuts up to 1⅞" and square heads up to 1½"
- fits ¾" - 6" rocker lug or pin lug couplings, can also be used for long handle couplings
- ductile iron head with a deeply knurled chrome plated steel handle
- replaceable adjustable jaw is made of manganese bronze
- overall length 19½"



Part #

189DH

5 Hole Hydrant Wrench

Features:

- 5 pentagon holes designed to fit common hydrant nut sizes
- built-in spanner for pin or rocker lug couplings
- overall length: 14¼"



Plated Iron

Part #

PHW

Pkg Qty

25

Grip-All Spanner Wrench

Features:

- fits ¾" - 6" split lug, rocker lug and pin lug couplings
- can be operated in tight quarters
- gas cock shutoff is provided in the handle, handle is shaped to fit your hand allowing a positive grip on the coupling



Aluminum

Part #

GAW

Spanner and Hydrant Wrenches

Hydrant Wrenches



Application:

- used for hydrant work by water works companies and on construction sites

Feature:

- overall length 15"

Features:

- fits up to 4" pin lug or rocker lug couplings
- complete with pry bar

Description	A356 Aluminum Part #
1¼" square hydrant wrench	DF16-180



Features:

- fits up to 2½" pin lug or rocker lug couplings
- complete with pry bar and 1¼" nut wrench

Description	A356 Aluminum Part #
lug / drum wrench	DF16-181



Long Handle Suction Spanner Wrench

Features:

- use on long handle, rocker lug, or pin lug couplings from 2½" - 6"
- open end slips over long handles for additional leverage, the claw fits rocker lugs or pin lugs, the other end can be used as a pry or crowbar
- inverted "T" body construction for lighter weight and improved strength
- can be used on Dixon™'s cam and groove pin lug or trapezoidal lug tank car adapters or 8" pin lug couplings
- overall length 18¾"

Description	Plated Iron Part #
	LHW



Wrenches & Tools

Forestry Hose Clamp and Spanner

Features:

- material: cast aluminum and brass
- off-set handle enables the user to easily operate the clamp while wearing gloves
- to be used with lightweight 1" and 1½" hoses for pressures up to 200 PSI
- when clamped onto the hose the brass locking device safely holds the clamp in position, a spanner is an integral part of the clamp
- overall length 10"

Description	Cast Aluminum Part #
	FHCS150



Forestry Pocket Spanner Wrenches

Features:

- FSW1: for use on 1" hoses only
- FSW2: for 1" and 1½" hose couplings
- overall length 5"
- meets USFDA specification 5100-101C

Description	Aluminum Part #



Storz Wrenches

Pin Lug Spanner Wrenches - Single End



Size	Plated Iron Part #
2"	SW20
2½"	SW25
3"	SW30
4"	SW40
6"	SW60

Pin Lug Spanner Wrenches - Double End



Size	Plated Iron Part #
1½", 2" x 2½", 3"	SW153

Storz Spanner Wrench - Single End



SZW2

Features:

- SW1530 fits 1½" - 3" Storz
- SZW2 for use on 4" and 6" Storz



SW1530

Storz Size	Material	Part #
1½" - 3"	AL-MAG 35	SW1530
4" - 6"	AL-MAG 35	SZW2

 H
Wrenches
& Tools

Storz Spanner Wrenches - Double End



SZW2-NL



SW-S400

Used On	Material	Part #
2" - 5"	aluminum	SZW2-NL
2" - 5"	steel	SW-S400

Holder with (2) Wrenches - Double Ended



Part #	Description
SWB-2	2 Storz aluminum wrenches (2½" - 5") with bracket
SWB-S-2	2 Storz steel wrenches (2½" - 5") with bracket
SWB-S-4	4 Storz steel wrenches (2½" - 5") with bracket

Synthetic Single Jacket Mill Hose

Application:

- Used in open end water discharge applications only. Not intended for fire fighting service.



Features:

- outer construction: single jacket, all polyester
- tube construction: black, PVC rubber
- rated pressure: **250 PSI** at ambient temperature (70°F)
- working pressure: **112 PSI** at ambient temperature (70°F)
- Consult Dixon™ for pricing and availability on 75' lengths and other threads and configurations.

Uncoupled

Size	Bowl	Length	Part #
1"	1-1/4"	50'	<i>M10-50UC</i>
1"	1-1/4"	100'	<i>M10-100UC</i>
1"	1-1/4"	300'	<i>M10-300UC</i> NEW
1½"	1-11/16"	25'	<i>M15-25UC</i>
1½"	1-11/16"	50'	<i>M15-50UC</i>
1½"	1-11/16"	100'	<i>M15-100UC</i>
2"	2-3/8"	25'	<i>M20-25UC</i>
2"	2-3/8"	50'	<i>M20-50UC</i>
2"	2-3/8"	100'	<i>M20-100UC</i>
2½"	2-11/16"	25'	<i>M25-25UC</i>
2½"	2-11/16"	50'	<i>M25-50UC</i>
2½"	2-11/16"	100'	<i>M25-100UC</i>
3"	3-3/8"	25'	<i>M30-25UC</i>
3"	3-3/8"	50'	<i>M30-50UC</i>
3"	3-3/8"	100'	<i>M30-100UC</i>
4"	4-3/8"	25'	<i>M40-25UC</i>
4"	4-3/8"	50'	<i>M40-50UC</i>
4"	4-3/8"	100'	<i>M40-100UC</i>
6"	6-3/8"	25'	<i>M60-25UC</i>
6"	6-3/8"	50'	<i>M60-50UC</i>



Synthetic Single Jacket Mill Hose

Application:

- Used in open end water discharge applications only. Not intended for fire fighting service.



Features:

- outer construction: single jacket, all polyester
- tube construction: black, PVC rubber
- rated pressure: **250 PSI** at ambient temperature (70°F)
- working pressure: **112 PSI** at ambient temperature (70°F)
- Consult Dixon™ for pricing and availability on 75' lengths and other threads and configurations.

Coupled with NPSH female and male expansion ring couplings



Size	Length	Part #
1½"	50'	<i>M15-50RAS</i>
1½"	100'	<i>M15100RAS</i>
2"	50'	<i>M20-50RAS</i>
2"	100'	<i>M20100RAS</i>
2½"	50'	<i>M25-50RAS</i>
2½"	100'	<i>M25100RAS</i>

Coupled with NST female and male expansion ring couplings



Size	Length	Part #
1½"	50'	<i>M15-50RAF</i>
1½"	100'	<i>M15100RAF</i>
2½"	25'	<i>M25-25RAF</i>
2½"	50'	<i>M25-50RAF</i>
2½"	100'	<i>M25100RAF</i>

Coupled with MNPT x MNPT male expansion ring couplings



Size	Length	Part #
1½"	50'	<i>M15-50RAT</i>
1½"	100'	<i>M15100RAT</i>
2"	50'	<i>M20-50RAT</i>
2"	100'	<i>M20100RAT</i>

Synthetic Single Jacket Mill Hose

Application:

- used in open end water discharge applications only, not intended for fire fighting service



Features:

- outer construction: single jacket, all polyester
- tube construction: black, PVC rubber
- Consult Dixon™ for pricing and availability of additional lengths and other configurations.


Coupled with NPSH female and male King™ short shank couplings, crimp sleeve, Aluminum shank with brass pin lug swivel nut

Size	Length	Working Pressure PSI at 70°F	Part #
1½"	25'	75	<i>M15-25KAS</i>
1½"	50'	75	<i>M15-50KAS</i>
2"	25'	75	<i>M20-25KAS</i>
2"	50'	75	<i>M20-50KAS</i>
2½"	25'	50	<i>M25-25KAS</i>
2½"	50'	50	<i>M25-50KAS</i>
3"	25'	50	<i>M30-25KAS</i>
3"	50'	50	<i>M30-50KAS</i>



Coupled with NST (NH) female and male King™ short shank couplings, crimp sleeve, Aluminum shank with brass pin lug swivel nut

Size	Length	Working Pressure PSI at 70°F	Part #
1½"	25'	75	<i>M15-25KAF</i>
1½"	50'	75	<i>M15-50KAF</i>
2½"	25'	50	<i>M25-25KAF</i>
2½"	50'	50	<i>M25-50KAF</i>



Hose

Coupled with female and male (C & E) global aluminum cam and groove, crimp sleeve

Size	Length	Working Pressure PSI at 70°F	Part #
1½"	25'	112	<i>M15-25GAX</i>
1½"	50'	112	<i>M15-50GAX</i>
2"	25'	112	<i>M20-25GAX</i>
2"	50'	112	<i>M20-50GAX</i>
2½"	25'	112	<i>M25-25GAX</i>
2½"	50'	112	<i>M25-50GAX</i>
3"	25'	112	<i>M30-25GAX</i>
3"	50'	112	<i>M30-50GAX</i>
4"	25'	112	<i>M40-25GAX</i>
4"	50'	112	<i>M40-50GAX</i>



- additional lengths and configurations are available, contact Dixon™

Synthetic Double Jacket Mill Hose

Application:

- ideal for open end discharge applications, not intended for fire fighting service



Features:

- outer construction: double jacket, all polyester
- tube construction: black, PVC rubber
- rated pressure: **250 PSI** at 70°F
- working pressure: **200 PSI** at 70°F
- double jacket hoses are **not** recommended for use with field reattachable couplings



Uncoupled

Size	Bowl	Length	Part #
1½"	1-13/16"	50'	DM15-50UC
1½"	1-13/16"	100'	DM15-100UC
2"	2-5/16"	50'	DM20-50UC
2"	2-5/16"	100'	DM20-100UC
2½"	2-7/8"	50'	DM25-50UC
2½"	2-7/8"	100'	DM25-100UC

Coupled with female and male NST (NH) thread, rocker lug, aluminum expansion ring couplings

Size	Bowl	Length	Part #
1½"	1-13/16"	50'	DM15-50RAF
1½"	1-13/16"	100'	DM15100RAF
2½"	2-7/8"	50'	DM25-50RAF
2½"	2-7/8"	100'	DM25100RAF

Coupled with female and male NPSH thread, rocker lug, aluminum expansion ring couplings

Size	Bowl	Length	Part #
1½"	1-13/16"	50'	DM15-50RAS
1½"	1-13/16"	100'	DM15100RAS
2"	2-5/16"	50'	DM20-50RAS
2"	2-5/16"	100'	DM20100RAS
2½"	2-7/8"	50'	DM25-50RAS
2½"	2-7/8"	100'	DM25100RAS

NEW

Coupled with male (NPT) x male (NPT) thread, rocker lug, aluminum expansion ring couplings

Size	Bowl	Length	Part #
1½"	1-13/16"	50'	DM15-50RAT
1½"	1-13/16"	100'	DM15100RAT
2"	2-5/16"	50'	DM20-50RAT
2"	2-5/16"	100'	DM20100RAT
2½"	2-7/8"	50'	DM25-50RAT
2½"	2-7/8"	100'	DM25100RAT

- 75' lengths and other threads and configurations are available, consult Dixon™



Nitrile Washdown Hose

Application:

- ideal for industrial, agricultural and construction washdown and discharge applications, not for firefighting



Features:

- resistant to weather and abrasion
- working pressure: see chart below

Uncoupled

Size	Color	Bowl	Length	Working Pressure	Part #	
1"	black	1¼"	50'	200 PSI	<i>WDH10BK50UC</i>	
1"	black	1¼"	100'		<i>WDH10BK100UC</i>	
1"	yellow	1¼"	50'		<i>WDH10Y50UC</i>	
1"	yellow	1¼"	100'		<i>WDH10Y100UC</i>	
1"	blue	1¼"	50'		<i>WDH10BL50UC</i>	
1"	blue	1¼"	100'		<i>WDH10BL100UC</i>	
1½"	black	1-13/16"	50'		<i>WDH15BK50UC</i>	
1½"	black	1-13/16"	100'		<i>WDH15BK100UC</i>	
2"	black	2-5/16"	50'		<i>WDH20BK50UC</i>	
2"	black	2-5/16"	100'		<i>WDH20BK100UC</i>	
2½"	black	2-13/16"	50'		<i>WDH25BK50UC</i>	
2½"	black	2-13/16"	100'		<i>WDH25BK100UC</i>	
3"	black	3¾"	50'		150 PSI	<i>WDH30BK50UC</i>
3"	black	3¾"	100'			<i>WDH30BK100UC</i>
4"	black	4¾"	50'	<i>WDH40BK50UC</i>		
4"	black	4¾"	100'	<i>WDH40BK100UC</i>		
6"	black	6¾"	50'	<i>WDH60BK50UC</i>		
6"	black	6¾"	100'	<i>WDH60BK100UC</i>		



NEW

Nitrile Washdown Hose

Application:

- ideal for industrial, agricultural and construction washdown and discharge applications, not for firefighting

**Features:**

- resistant to weather and abrasion
- working pressure: 200 PSI

Coupled with NPSH female and male expansion ring couplings

Size	Length	Part #
1½"	50'	<i>WDH15BK50RAS</i>
1½"	100'	<i>WDH15BK100RAS</i>
2"	50'	<i>WDH20BK50RAS</i>
2"	100'	<i>WDH20BK100RAS</i>
2½"	50'	<i>WDH25BK50RAS</i>
2½"	100'	<i>WDH25BK100RAS</i>

Coupled with NST female and male expansion ring couplings


Size	Length	Part #
1½"	50'	<i>WDH15BK50RAF</i>
1½"	100'	<i>WDH15BK100RAF</i>
2½"	25'	<i>WDH25BK25RAF</i>
2½"	50'	<i>WDH25BK50RAF</i>
2½"	100'	<i>WDH25BK100RAF</i>

Coupled with MNPT x MNPT male expansion ring couplings

Size	Length	Part #
1½"	50'	<i>WDH15BK50RAT</i>
1½"	100'	<i>WDH15BK100RAT</i>
2"	50'	<i>WDH20BK50RAT</i>
2"	100'	<i>WDH20BK100RAT</i>

Nitrile Washdown Hose

NEW**Application:**

- ideal for industrial, agricultural, chemical and construction washdown and discharge applications, not for firefighting 

Feature:

- resistant to weather and abrasion

Coupled with NPSH female and male King™ short shank couplings, crimp sleeve, aluminum shank with brass pin lug swivel nut

Size	Length	Part #
1½"	25'	<i>WDH15BK25KAS</i>
1½"	50'	<i>WDH15BK50KAS</i>
2"	25'	<i>WDH20BK25KAS</i>
2"	50'	<i>WDH20BK50KAS</i>
2½"	25'	<i>WDH25BK25KAS</i>
2½"	50'	<i>WDH25BK50KAS</i>
3"	25'	<i>WDH30BK25KAS</i>
3"	50'	<i>WDH30BK50KAS</i>



Coupled with NST (NH) female and male King™ short shank couplings, crimp sleeve, aluminum shank with brass pin lug swivel nut

Size	Length	Part #
1½"	25'	<i>WDH15BK25KAF</i>
1½"	50'	<i>WDH15BK50KAF</i>
2½"	25'	<i>WDH25BK25KAF</i>
2½"	50'	<i>WDH25BK50KAF</i>



Hose

Coupled with female and male (C & E) global aluminum cam and groove, crimp sleeve

Size	Length	Part #
1½"	25'	<i>WDH15BK25GAX</i>
1½"	50'	<i>WDH15BK50GAX</i>
2"	25'	<i>WDH20BK25GAX</i>
2"	50'	<i>WDH20BK50GAX</i>
2½"	25'	<i>WDH25BK25GAX</i>
2½"	50'	<i>WDH25BK50GAX</i>
3"	25'	<i>WDH30BK25GAX</i>
3"	50'	<i>WDH30BK50GAX</i>
4"	25'	<i>WDH40BK25GAX</i>
4"	50'	<i>WDH40BK50GAX</i>



300# Single Jacket All Polyester Fire Hose

Features:

- outer construction: single jacket, all polyester
- tube construction: EPDM rubber lining
- proof pressure: **300 PSI**
- service test pressure: **150 PSI** at ambient temperature (70°F)
- working pressure: **135 PSI** at ambient temperature (70°F)
- 25' and 75' lengths, U/L labeled hoses and other threads and configurations are available, contact Dixon™

Uncoupled



Size	Bowl	Length	Part #
1½"	1-3/4"	50'	A315-50UC
1½"	1-3/4"	100'	A315-100UC
2"	2-1/4"	50'	A320-50UC
2"	2-1/4"	100'	A320-100UC
2½"	2-13/16"	50'	A325-50UC
2½"	2-13/16"	100'	A325-100UC
3"	3-3/8"	50'	A330-50UC
3"	3-3/8"	100'	A330-100UC

Coupled with female and male expansion ring couplings



Size	Length	Rocker Lug Aluminum NST (NH) RAF	Rocker Lug Brass NST (NH) RBF	Pin Lug Brass NST (NH) PBF	Rocker Lug Aluminum NPSH RAS
1½"	50'	A315-50RAF	A315-50RBF	A315-50PBF	A315-50RAS
1½"	100'	A315100RAF	A315100RBF	A315100PBF	A315100RAS
2"	50"	---	---	---	A320-50RAS
2"	100'	---	---	---	A320100RAS
2½"	50'	A325-50RAF	A325-50RBF	A325-50PBF	A325-50RAS
2½"	100'	A325100RAF	A325100RBF	A325100PBF	A325100RAS
3"	50'	---	---	---	A330-50RAS
3"	100'	---	---	---	A330100RAS

- other threads and configurations available, contact Dixon™

500# Single Jacket All Polyester Fire Hose

Features:

- outer construction: single jacket, all polyester
- tube construction: EPDM rubber lining
- proof pressure: **500 PSI**
- service test pressure: **250 PSI** at ambient temperature (70°F)
- working pressure: **225 PSI** at ambient temperature (70°F)
- 75' lengths, U/L labeled hoses and other threads and configurations are available, contact Dixon™

Uncoupled

Size	Bowl	Length	Part #
1"	1-1/4"	50'	A510-50UC
1"	1-1/4"	100'	A510-100UC
1½"	1-3/4"	50'	A515-50UC
1½"	1-3/4"	100'	A515-100UC
2½"	2-13/16"	50'	A525-50UC
2½"	2-13/16"	100'	A525-100UC



Coupled with female and male expansion ring couplings

Size	Length	Rocker Lug Aluminum NST (NH) RAF	Rocker Lug Brass NST (NH) RBF	Pin Lug Brass NST (NH) PBF	Rocker Lug Aluminum NPSH RAS
1"	50'	---	---	---	A510-50RAS
1"	100'	---	---	---	A510100RAS
1½"	25'	A515-25RAF	---	---	A515-25RAS
1½"	50'	A515-50RAF	A515-50RBF	A515-50PBF	A515-50RAS
1½"	75'	A515-75RAF	---	---	---
1½"	100'	A515100RAF	A515100RBF	A515100PBF	A515100RAS
2½"	25'	A525-25RAF	---	---	A525-25RAS
2½"	50'	A525-50RAF	A525-50RBF	A525-50PBF	A525-50RAS
2½"	75'	A525-75RAF	---	---	A525-75RAS
2½"	100'	A525100RAF	A525100RBF	A525100PBF	A525100RAS

- other threads and configurations available, contact Dixon™



500# Single Jacket All-Polyester Fire Hose - U/L labeled

Features:

- outer construction: single jacket, all polyester
- tube construction: EPDM rubber lining
- proof pressure: **500 PSI**
- service test pressure: **250 PSI** at ambient temperature (70°F)
- working pressure: **225 PSI** at ambient temperature (70°F)
- Underwriters Listed
- impregnated hose and other lengths threads and configurations are available, contact Dixon™

Coupled with female and male expansion ring couplings

Size	Bowl	Length	NST Thread Part #	NPSH Thread Part #
1½"	combo lug, brass	50'	A515U50CBF	A515U50CBS
1½"	combo lug, brass	75'	A515U75CBF	A515U75CBS
1½"	combo lug, brass	100'	A515U100CBF	A515U100CBS
2½"	combo lug, brass	50'	A525U50CBF	---



500# Single Jacket All-Polyester Fire Hose - Color Impregnated



orange



red

Features:

- outer construction: single jacket, all polyester
- tube construction: EPDM rubber lining
- proof pressure: **500 PSI**
- service test pressure: **250 PSI**
- working pressure: **225 PSI** at ambient temperature (70°F)
- consult Dixon™ for pricing and availability of other colors, lengths, threads and configurations

Coupled with female and male expansion ring couplings

Size	Coupling Type	Length	Color	Part #
1½"	rocker lug, aluminum, NST (NH)	50'	yellow	A515Y50RAF
1½"	rocker lug, aluminum, NPSH	50'	yellow	A515Y50RAS NEW
1½"	rocker lug, aluminum, NST (NH)	50'	red	A515R50RAF
1½"	rocker lug, aluminum, NPSH	50'	red	A515R50RAS NEW
1½"	rocker lug, aluminum, NST (NH)	50'	orange	A515OR50RAF
1½"	rocker lug, aluminum, NPSH	50'	orange	A515OR50RAS

800# Double Jacket All Polyester Fire Hose

Features:

- outer construction: double jacket, all polyester
- tube construction: EPDM rubber lining
- proof pressure: **800 PSI**
- service test pressure: **400 PSI**
- working pressure: **360 PSI** at ambient temperature (70°F)
- consult Dixon™ for pricing and availability of 75' lengths and other threads and configurations

Coupled with female and male expansion ring couplings

Size	Length	Rocker Lug Aluminum NST (NH) RAF	Rocker Lug Brass NST (NH) RBF	Pin Lug Brass NST (NH) PBF	Rocker Lug Aluminum NPSH RAS
1½"	25'	D815-25RAF	---	---	---
1½"	50'	D815-50RAF	D815-50RBF	D815-50PBF	D815-50RAS
1½"	NEW 75'	D815-75RAF	---	---	D815-75RAS
1½"	100'	D815100RAF	D815100RBF	D815100PBF	D815100RAS
2½"	25'	D825-25RAF	---	---	---
2½"	50'	D825-50RAF	D825-50RBF	D825-50PBF	D825-50RAS
2½"	NEW 75'	D825-75RAF	---	---	D825-75RAS
2½"	100'	D825100RAF	D825100RBF	D825100PBF	D825100RAS

800# Double Jacket All-Polyester Fire Hose - Impregnated

Features:

- outer construction: double jacket, all polyester
- tube construction: black, synthetic rubber liner
- proof pressure: **800 PSI** at 70°F (21°C)
- service test pressure: **400 PSI** at 70°F (21°C)
- working pressure: **360 PSI** at 70°F (21°C)
- other lengths, threads and couplings and colors (yellow, red, blue, tan, orange, green, black) are available, contact Dixon™

Coupled with female & male NST (NH) thread, rocker lug, AL expansion ring couplings

Size	Length	Part #
1½"	50'	D815Y50RAF
1½"	100'	D815Y100RAF
2½"	50'	D825Y50RAF
2½"	100'	D825Y100RAF

Coupled with female and male thread, rocker lug, AL expansion ring couplings

Size	Thread	Length	Part #
------	--------	--------	--------



MSHA Approved Mine Fire Hose

Specifications:

- approved by MSHA : Mine Safety and Health Administration for all mine fire protection applications

Single Jacket

Features:

- outer construction: single jacket, synthetic flame resistant
- tube construction: flame resistant lining
- proof pressure: **500 PSI** at 70°F (21°C)
- service test pressure: **250 PSI** at 70°F (21°C)
- working pressure: **225 PSI** at 70°F (21°C)

Coupled with female and male aluminum rocker lug expansion ring couplings

Size	Length	Thread	Part #
1½"	50'	NST (NH)	SM515W50RAF
1½"	50'	NPSH	SM515W50RAS



Double Jacket

Features:

- outer construction: double jacket, synthetic flame resistant
- tube construction: flame resistant lining
- proof pressure: **800 PSI** at 70°F (21°C)
- service test pressure: **400 PSI** at 70°F (21°C)
- working pressure: **360 PSI** at 70°F (21°C)

Coupled with female and male aluminum rocker lug expansion ring couplings

Size	Length	Thread	Part #
1½"	50'	NST (NH)	DM815W50RAF
1½"	50'	NPSH	DM815W50RAS



Hose

Double Jacket Potable Water Hose - Blue

Features:


- outer construction: double jacket, all polyester
- tube construction: thermoplastic
- NSF approved liner for potable water
- proof pressure: **600 PSI** at 70°F (21°C)
- service test pressure: **300 PSI** at 70°F (21°C)
- working pressure: **270 PSI** at 70°F (21°C)

Coupled with female and male thread, rocker lug, expansion ring couplings

Size	Length	Thread	Brass Part #	Aluminum Part #
1½"	50'	NPSH	PW615B50RBS	PW615B50RAS
1½"	100'	NPSH	PW615B100RBS	PW615B100RAS
1½"	50'	NST (NH)	PW615B50RBF	PW615B50RAF
1½"	100'	NST (NH)	PW615B100RBF	PW615B100RAF
2½"	50'	NPSH	PW625B50RBS	PW625B50RAS
2½"	100'	NPSH	PW625B100RBS	PW625B100RAS
2½"	50'	NST (NH)	PW625B50RBF	PW625B50RAF
2½"	100'	NST (NH)	PW625B100RBF	PW625B100RAF



UL 500# All Polyester Rack Hose - Brass Couplings U/L Labeled



folded



coiled

Application:

- for pin rack service / emergency fire fighting only, not to be used for washdown



Features:

- outer construction: single jacket, all polyester
- tube construction: clear thermoplastic
- proof pressure: **300 PSI** at ambient temperature (70°F)
- service test pressure: **150 PSI** at ambient temperature (70°F)
- working pressure: **135 PSI** at ambient temperature (70°F)
- Underwriters Listed

Coupled with female and male brass combo lug expansion ring couplings

Size	Length	Thread	Folded Part #	Coiled Part #
1½"	50'	NST (NH)	R515U50CBF/F	R515U50CBF
1½"	100'	NST (NH)	R515U100CBF/F	R515U100CBF

UL 500# All Polyester Rack Hose - Aluminum Couplings U/L Labeled



folded

Coupled with female and male aluminum rocker lug expansion ring couplings

Size	Length	Thread	Folded Part #	Coiled Part #
1½"	50'	NST (NH)	R515U50RAF/F	R515U50RAF
1½"	100'	NST (NH)	R515U100RAF/F	R515U100RAF

500# All Polyester Rack Hose - Brass Couplings non-U/L Labeled

Hose



folded



coiled

Application:

- for pin rack service / emergency fire fighting only, not to be used for washdown



Features:

- outer construction: single jacket, all polyester
- tube construction: clear thermoplastic
- proof pressure: **500 PSI** at ambient temperature (70°F)
- service test pressure: **250 PSI** at ambient temperature (70°F)
- working pressure: **225 PSI** at ambient temperature (70°F)

Coupled with female and male brass combo lug expansion ring couplings

Size	Length	Thread	Folded Part #	Coiled Part #
1½"	50'	NST (NH)	R515-50CBF/F	R515-50CBF
1½"	100'	NST (NH)	R515100CBF/F	R515100CBF

500# All Polyester Rack Hose - Aluminum Couplings non-U/L Labeled



Coupled with female and male aluminum rocker lug expansion ring couplings

Size	Length	Thread	Folded Part #	Coiled Part #
1½"	50'	NST (NH)	R515-50RAF/F	R515-50RAF
1½"	100'	NST (NH)	R515100RAF/F	R515100RAF

400# Nitrile Covered Fire Hose - Light Duty Red

Application:

- ideal for industrial and construction washdown and discharge applications

Features:

- synthetic rubber compound formulated for flexibility and abrasion and chemical resistance
- ribbed for hose protection and easy handling
- outer construction: thin ribbed nitrile
- tube construction: nitrile
- proof pressure: **400 PSI** at ambient temperature (70°F)
- service test pressure: **200 PSI** at ambient temperature (70°F)
- working pressure: **180 PSI** at ambient temperature (70°F)

Uncoupled

Size	Bowl	Length	Part #
2"	2¼"	50'	H420R50UC



Coupled with Female and Male NPSH brass rocker lug expansion ring couplings

Size	Length	Part #
2"	50'	H420R50RBS



- other lengths, threads and couplings are available, contact Dixon™

500# Nitrile Covered Fire Hose - Light Duty Red

Application:

- ideal for industrial and construction washdown and discharge applications

Features:

- outer construction: thin ribbed nitrile
- tube construction: nitrile
- proof pressure: **500 PSI** at ambient temperature (70°F)
- service test pressure: **250 PSI** at ambient temperature (70°F)
- working pressure: **225 PSI** at ambient temperature (70°F)
- 25' lengths, other colors, threads and configurations are available, consult Dixon™

Uncoupled

Size	Bowl	Length	Part #
1½"	1-13/16"	50'	H515R50UC
2½"	2-13/16"	50'	H525R50UC
1½"	1-13/16"	100'	H515R100UC
2½"	2-13/16"	100'	H525R100UC



Coupled with female and male expansion ring couplings

Size	Length	Rocker Lug Aluminum NST (NH) RAF	Rocker Lug Brass NST (NH) RBF	Pin Lug Brass NST (NH) PBF	Rocker Lug Aluminum NPSH RAS
1½"	50'	H515R50RAF	H515R50RBF	H515R50PBF	H515R50RAS
2½"	50'	H525R50RAF	H525R50RBF	H525R50PBF	H525R50RAS
1½"	100'	H515R100RAF	---	---	H515R100RAS
2½"	100'	H525R100RAF	---	---	H525R100RAS



- other lengths, threads and couplings and other colors (yellow, red, blue and black) are available, contact Dixon™

Nitrile Covered Fire Hose - Heavy Duty - Yellow

Application:

- ideal for heavy-duty washdown, refineries and power plants

Features:

- Extruded interlocking matrix fire hose with 100% synthetic circular woven polyester reinforcement.
- heavy ribbed for severe service
- outer construction: thick ribbed nitrile
- tube construction: nitrile
- proof pressure at ambient temperature (70°F):
 - 1½" - 3": **600 PSI**
 - 4": **450 PSI**
 - 5": **400 PSI**
 - 6": **300 PSI**
- service test pressure at ambient temperature (70°F):
 - 1½" - 3": **300 PSI**
 - 4": **225 PSI**
 - 5": **200 PSI**
 - 6": **150 PSI**
- working pressure at ambient temperature (70°F):
 - 1½" - 3": **270 PSI**
 - 4": **200 PSI**
 - 5": **180 PSI**
 - 6": **135 PSI**
- 25' lengths, other colors, threads and configurations are available, contact Dixon™

Uncoupled

Size	Bowl	Length	Part #
1"	1-1/4"	50'	NEW H610Y50UC
1½"	1-13/16"	50'	H615Y50UC
2"	2-1/4"	50'	H620Y50UC
2½"	2-13/16"	50'	H625Y50UC
3"	3-3/8"	50'	H630Y50UC
4"	4-3/8"	50'	H440Y50UC
5"	5-3/8"	50'	H450Y50UC
6"	6-3/8"	50'	H360Y50UC

Coupled with female and male expansion ring couplings

Size	Length	Rocker Lug Aluminum NST (NH) RAF	Rocker Lug Brass NST (NH) RBF	Pin Lug Brass NST (NH) PBF	Rocker Lug Aluminum NPSH RAS
NEW 1"	50'	H610Y50RAF	---	---	H610Y50RAS
1½"	50'	H615Y50RAF	H615Y50RBF	H615Y50PBF	H615Y50RAS
2½"	50'	H625Y50RAF	H625Y50RBF	H625Y50PBF	H625Y50RAS
1½"	100'	H615Y100RAF	---	---	H615Y100RAS
2½"	100'	H625Y100RAF	---	---	H625Y100RAS

Coupled with female and male segmented collar style couplings

Size	Length	Storz size	Part #
4"	50'	4"	H440Y50SZ
5"	50'	5"	H450Y50SZ
6"	50'	6"	H360Y50SZ
4"	100'	4"	H440Y100SZ
5"	100'	5"	H450Y100SZ

Features:

- working pressures can be achieved using appropriate expansion ring couplings
- under no circumstance should the hose be used beyond the working pressure of the fittings to which it is coupled



Non-collapsible Chemical Booster Hose - Red

Features:

- outer cover material: specially compounded red EPDM tough cover
- inner tube material: smooth black synthetic EPDM rubber
- reinforced with multiple plies of high tensile Aramid yarn providing flexible strength
- ¾" diameter hose is coupled with 1" threaded couplings
- meets and exceeds NFPA standard 1961
- working pressure: **800 PSI**

Coupled with female and male NST (NH) thread, chromed brass hole type couplings

Size	Length	Part #
¾"	50'	80B07-50HCF
¾"	100'	80B07-100HCF
1"	50'	80B10-50HCF
1"	100'	80B10-100HCF



Coupled with female and male NST (NH) thread, rocker lug, aluminum expansion ring couplings

NEW

Size	Length	Part #
¾"	50'	80B07-50HAF
¾"	100'	80B07-100HAF
1"	50'	80B10-50HAF
1"	100'	80B10-100HAF

Lightweight Non-collapsible Chemical Booster Hose - Red

Features:

- single jacket construction, abrasion resistant cover
- rigid helical reinforcement
- lightweight, kink, ozone and chemical resistant
- 10" minimum bend radius
- **-30°F to 112°F**
- working pressure: **300 PSI**
- lengths up to 200' available as special order

Coupled with female and male aluminum

Size	Thread	Length	Part #
1"	NPSH	50'	BL810R50RAS
1"	NPSH	100'	BL810R100RAS
1"	NH (NST)	50'	BL810R50RAF
1"	NH (NST)	100'	BL810R100RAF

NEW



Non-collapsible Fire and Utility Hose - Red

Features:

- outer construction is designed to withstand abrasion
- working pressure: **200 PSI** at ambient temperature (70°F)
- burst pressure: **600PSI** at ambient temperature (70°F)
- consult Dixon™ for pricing and availability of other lengths, threads and configurations
- also available with chrome brass fittings

Coupled with female and male NST (NH) thread, rocker lug, brass expansion ring couplings

Size	Length	Part #
1½"	50'	15B15-50RBF
1½"	75'	15B15-75RBF
1½"	100'	15B15-100RBF



Coupled with female and male NPSH thread, rocker lug, brass expansion ring couplings

Size	Length	Part #
1½"	50'	15B15-50RBS
1½"	75'	15B15-75RBS
1½"	100'	15B15-100RBS

NEW

NEW

Coupled with female and male NST (NH) thread, rocker lug, aluminum expansion ring couplings

Size	Length	Part #
1½"	50'	15B15-50RAF
1½"	75'	15B15-75RAF
1½"	100'	15B15-100RAF

Hose



Coupled with female and male NPSH thread, rocker lug, aluminum expansion ring couplings

Size	Length	Part #
1½"	50'	15B15-50RAS
1½"	75'	15B15-75RAS
1½"	100'	15B15-100RAS

Brass Female to Male Hex Nipples

Feature:

- required to switch hose from NPT to NST, or NST to NPT for continuous flow reels



Female Thread	Male Thread	Cast Brass Part #
1½" NPT	1½" NST (NH)	1515F
1½" NST (NH)	1½" NPT	15F15T

- All adapters are made to approved Dixon™ specifications.

Dixon PVC Flexible Suction Hose Suction Hose Accessories

Application:

- designed with use for Dixon suction hose only

**Suction Coupling - Female Swivel With Shank**

Hose Size	Thread	Long Handle Part #	Rocker Lug Part #
2½ ¹	NST (NH)	<i>FSH-9644-25F</i>	<i>FSH-9645-25F</i>
3"		<i>FSH-9644-30F</i>	<i>FSH-9645-30F</i>
4"		<i>FSH-9644-40F</i>	<i>FSH-9645-40F</i>
4½"		<i>FSH-9644-45F</i>	<i>FSH-9645-45F</i>
5"		<i>FSH-9644-50F</i>	<i>FSH-9645-50F</i>
6"		<i>FSH-9644-60F</i>	<i>FSH-9645-60F</i>

¹ 3" hose shank

long handle



rocker lug

Suction Coupling - Male R/L With Shank

Hose Size	Thread	Male Coupling Part #
2½ ¹	NST (NH)	<i>FSH-9293-25F</i>
3"		<i>FSH-9293-30F</i>
4"		<i>FSH-9293-40F</i>
4½"		<i>FSH-9293-45F</i>
5"		<i>FSH-9293-50F</i>
6"		<i>FSH-9293-60F</i>

¹ 3" hose shank**Suction Coupling - Storz With Shank**

Hose Size	Storz Coupling Part #
2½ ¹	<i>FSH-9293-020</i>
3"	<i>FSH-9293-120</i>
4"	<i>FSH-9293-220</i>
5"	<i>FSH-9293-420</i>
6"	<i>FSH-9293-520</i>

¹ 3" hose shank**Application:**

- designed with use for Dixon suction hose only


**Suction Coupling - Hose Clamp Sets (2 pieces per set)**

Hose Size	Clamp Part #
2½	<i>FSH-9296-000</i>
3"	<i>FSH-9296-100</i>
4"	<i>FSH-9296-200</i>
4½"	<i>FSH-9296-300</i>
5"	<i>FSH-9296-400</i>
6"	<i>FSH-9296-500</i>



NEW

Layflat Hose Cutter

**Features:**

- heavy duty, powder coated construction for a durable finish
- easy and safe to use
- makes clean, straight cuts on hose up to 6"
- ratchet handle raises and lowers steel blade
- handgrips for easy transporting

Aluminum

Part #

HOSECUTTER**NEW**

Threaded Couplings

Features:

- for use on any 1½" single jacket hose when the OD is not larger than 1¾"
- completely reusable, may be permanently installed by hand without the use of tools
- Factory Mutual approved
- lightweight




Size	Material	Part #
1½" NST	aluminum	HC15F-A
1½" NPSH	aluminum	HC15S-A
1½" NST	brass	HC15F-B
1½" NPSH	brass	HC15S-B

NEW

One Minute Fire Hose Menders

Features:

- easy, quick, economical way to make emergency repairs of any single jacket fire hose of 1½" to 1¾" maximum OD, installed in 1 minute without tools
- Factory Mutual approved for temporary emergency use only 
- easily removed for repeated use
- withstands 800 PSI
- lightweight
- brushed aluminum finish




Size	Brushed Aluminum Part #
1"	HOSEMEND1
1½"	HOSEMEND15

Expansion Ring Fire Hose Couplings

Features:

- special tooling is required to attach these couplings to hose (see page 651 for machine)
- all couplings come complete with expansion rings, swivel and tail washers
- for females only, use 2/3 set price, for males only, use 1/2 set price, both shipped from the factory only
- aluminum expansion ring couplings have 3 rocker lugs on the male and female
- now stocking popular sizes in male and female only

Brass Rocker Lug



Complete Set

Rack Hose

(no lugs on male)

Size	Thread	Bowl	Brass Part #
1½"	NPSH	1-11/16"	RRH15168
1½"	NST (NH)	1-11/16"	RRH15168F


Single Jacket

Size	Thread	Bowl	Brass Part #
1½"	NPSH	1-3/4"	RS15175
1½"	NPSH	1-13/16"	RS15181
2½"	NPSH	2-13/16"	RS25281
1½"	NST (NH)	1-3/4"	RS15175F
1½"	NST (NH)	1-13/16"	RS15181F
2½"	NST (NH)	2-13/16"	RS25281F

Double Jacket

Size	Thread	Bowl	Brass Part #
1½"	NPSH	1-15/16"	RD15193
1½"	NPSH	2-1/16"	RD15206
2½"	NPSH	3"	RD253
1½"	NST (NH)	1-15/16"	RD15193F
2½"	NST (NH)	3"	RD253F

Aluminum Rocker Lug



Complete Set

Single Jacket

Size	Thread	Bowl	Aluminum Part #
1"	NPSH	1-1/4"	S10125
1½"	NPSH	1-3/4"	S16175
1½"	NPSH	1-11/16"	S16168
1½"	NPSH	1-13/16"	S16181
2"	NPSH	2-1/4"	S20225
2"	NPSH	2-3/8"	S20375
2½"	NPSH	2-13/16"	S26281
1½"	NST (NH)	1-11/16"	S16168F
1½"	NST (NH)	1-3/4"	S16175F
1½"	NST (NH)	1-13/16"	S16181F
2½"	NST (NH)	2-11/16"	S26268F
2½"	NST (NH)	2-13/16"	S26281F
1½"	MNPT	1-11/16"	MS16168T¹
1½"	MNPT	1-3/4"	MS16175T¹
2"	MNPT	2-1/4"	MS20225T¹
2½"	MNPT	2-11/16"	MS26268T¹

¹ male fitting only

Double Jacket

Size	Thread	Bowl	Aluminum Part #
1½"	NPSH	1-13/16"	D16181
1½"	NPSH	1-15/16"	D16193
1½"	NPSH	2-1/16"	D16206
2"	NPSH	2-5/16"	D20231
2½"	NPSH	3"	D263
1½"	NST (NH)	1-13/16"	D16181F
1½"	NST (NH)	1-15/16"	D16193F
1½"	NST (NH)	2-1/16"	D16206F
2½"	NST (NH)	2-7/8"	D26287F
2½"	NST (NH)	3"	D263F
1½"	MNPT	1-13/16"	MD16181T¹
2"	MNPT	2-5/16"	MD20231T¹
2½"	MNPT	2-7/8"	MD26287T¹

¹ male fitting only

Expansion Rings

Feature:

- used with the fire hose couplings listed on page 653




OD	Length	Wall Thickness	85/15 red brass Part #
1"	1¼"	.05	ER10125
1½"	¾"	.05	ER1575
1½"	⅞"	.05	ER1587
1½"	1"	.05	ER1510
1½"	1¼"	.05	ER15125
1¾"	1¼"	.05	ER17125
2½"	1¼"	.062	ER27125
2½"	1½"	.062	ER27150
3"	2"	.07	ER3020
4"	2"	.092	ER4020

Fire Hose Coupling Washers

Swivel Washers

Feature:

- used on the swivel end of the fire hose couplings listed on page 653



ID	OD	Thickness	Buna-N Part #
1-1/16"	1-7/16"	1/8"	SW100F
1-9/16"	2-1/16"	1/8"	SW150
2-1/16"	2½"	1/8"	SW200
2-9/16"	3-3/16"	3/16"	SW250
3-1/16"	3-3/4"	1/4"	SW300F
4-1/16"	5-1/8"	1/4"	SW400F
4-9/16"	5-7/8"	1/4"	SW450F
5-1/16"	6-3/8"	1/4"	SW500F
6-1/16"	7-1/8"	1/4"	SW600F

Tail Washers

Feature:

- used on the tail end of the fire hose couplings listed on page 653



ID	OD	Thickness	Buna-N Part #
1-1/32"	1-5/16"	3/16"	STW100
1-9/16"	1-3/4"	3/16"	RTW150
1-9/16"	1-15/16"	3/16"	STW150
1-5/8"	2-1/8"	3/16"	DTW150
2-9/16"	3"	1/4"	STW250
2-5/8"	3-1/4"	1/4"	DTW250
3-1/8"	3-25/32"	1/4"	DTW300

Aluminum Hose Type Booster Hose Couplings

Features:

- special tooling is required to attach these couplings to hose
- hardcoat finish
- complete set
- working pressure: **800 PSI** at ambient temperature (70°F)
- ¾" and 1" NST threads are the same size; also known as **Chemical Hose Thread (CHT)** or **Booster Hose Thread**

Hose Size	Thread Type	Bowl Size	Aluminum Hardcoat Part #
¾"	1" NPSH	1-3/16"	ABH08118
¾"	1" NPSH	1-1/4"	ABH08125
1"	1" NST (NH)	1-7/16"	ABH10143F
1"	1" NST (NH)	1-1/2"	ABH10150F
1"	1" NPSH	1-1/2"	ABH10150S
1"	1" NST (NH)	1-9/16"	ABH10156F



Brass Hole Type Booster Hose Couplings

Features:

- special tooling is required to attach these couplings to hose
- polished chrome plated
- complete set
- working pressure: **800 PSI** at ambient temperature (70°F)
- ¾" and 1" NST threads are the same size; also known as **Chemical Hose Thread (CHT)** or **Booster Hose Thread**

Hose Size	Thread Type	Bowl Size	Brass Part #
¾"	¾" NST (NH)	1-3/16"	BW07118F-PC
¾"	¾" NST (NH)	1-1/4"	BW07125F-PC
1"	1" NST (NH)	1-7/16"	BW10143F-PC
1"	1" NST (NH)	1-1/2"	BW10150F-PC
1"	1" NPSH	1-1/2"	BW10150S-PC
1"	1" NST (NH)	1-9/16"	BW10156F-PC



Hose Couplings

Booster Hose Installation Kit

Feature:


- set includes: 2 aluminum clamps, key, wrench and a half pint of tar lube

Hose Size	Brass Part #
¾"	BW75AT
1"	BW10AT





Pin Rack Hose Assembly

**Features:**

- components include: rack nipple, U/L **300 PSI** angle valve, semi-automatic fire hose pin rack, brass rack nozzle, and a length of 1½" pin rack hose
- U/L listed and Factory Mutual approved
- Per NFPA 1962, Chap. 4, in-service hose shall be un-racked and physically inspected at least annually.



NST (NH) Thread	Hose	Part #
1½"	50'	FHPR150-50CBF
1½"	75'	FHPR150-75CBF
1½"	100'	FHPR150-100CBF

Semi Automatic Fire Hose Pin Racks

**Features:**

- red steel enameled
- holds up to 100' of either 1½" or 2½" rack hose
- 1½" is U/L listed and Factory Mutual approved

Hose Size	For use with:		Steel Part #
	Valve	Nipple	
1½"	AVF150	PRN150F	FHPR150
2½"	AVF250	PRN250F	FHPR2515

Pin Rack Covers

**Features:**

- 10 oz. red vinyl with Velcro™ closures
- used on FHPR150, FHPR150-50CBF, FHPR150-75CBF, FHPR150-100CBF

Size	Vinyl Part #
25" x 30" x 6"	PRC
25" x 30" x 6"	PRC-SPANISH

Pin Rack Nipples

Feature:

- finishes: -C polished chrome plated



Male NPT	Male	Brass Part #
1½"	1½" NST (NH)	PRN150F
1½"	1½" NST (NH)	PRN150F-C
2½"	2½" NST (NH)	PRN250F
2½"	2½" NST (NH)	PRN250F-C

Pin Rack Wall Bracket

**Application:**

- used to support hose rack independent of a stand pipe valve

Aluminum
Part #

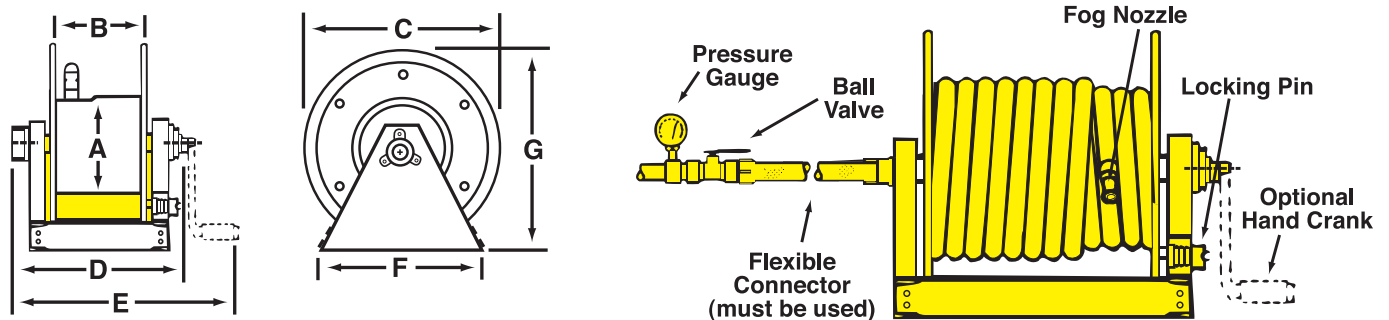
Continuous Flow Reels

Features:

- allows immediate and continuous flow of water at all times during deployment of hose
- one-person operation
- use with non-collapsible hose shown on page 650
- powder coated with an electrostatically-applied, thermally-fused, red polyester finish steel drum
- rims and universal mounting stand
- female NPT inlet with male NST (NH) hose thread outlet

A flexible connector assembly must be installed directly between the hose reel inlet hub and the water supply. 

Failure to use the flexible connector assembly shall void the warranty.



Dimensions

Part #	Hose Size and Capacity			A	B	C	D	E	F	G	Inlet Size (inches)	Outlet Size (inches)
	¾"	1"	1½"									
CFR47-1-100	150	125	---	10½	11½	24	19¼	24	21¼	26	1	1
CFR47-150-100	250	150	100	10½	20½	24	28¼	33	21¼	26	1½	1½
CFR47-1-200	400	300	150	10½	28	24	35¾	40½	21¼	26	1½	1½
CFR47-150-200	---	---	200	10½	34	24	41¾	46½	21¼	26	1½	1½

Optional Accessories

Description	Part #
1" x 18" flexible connector (male NPT x male NPT)	DX2836
1½" x 18" flexible connector (male NPT x male NPT)	DX2839
hand crank	CFR-HC
repair kit: contains O-ring, PTFE retaining ring for the inlet casting, spacer washer, and 2 steel retaining rings for the manifold	CFR-RK

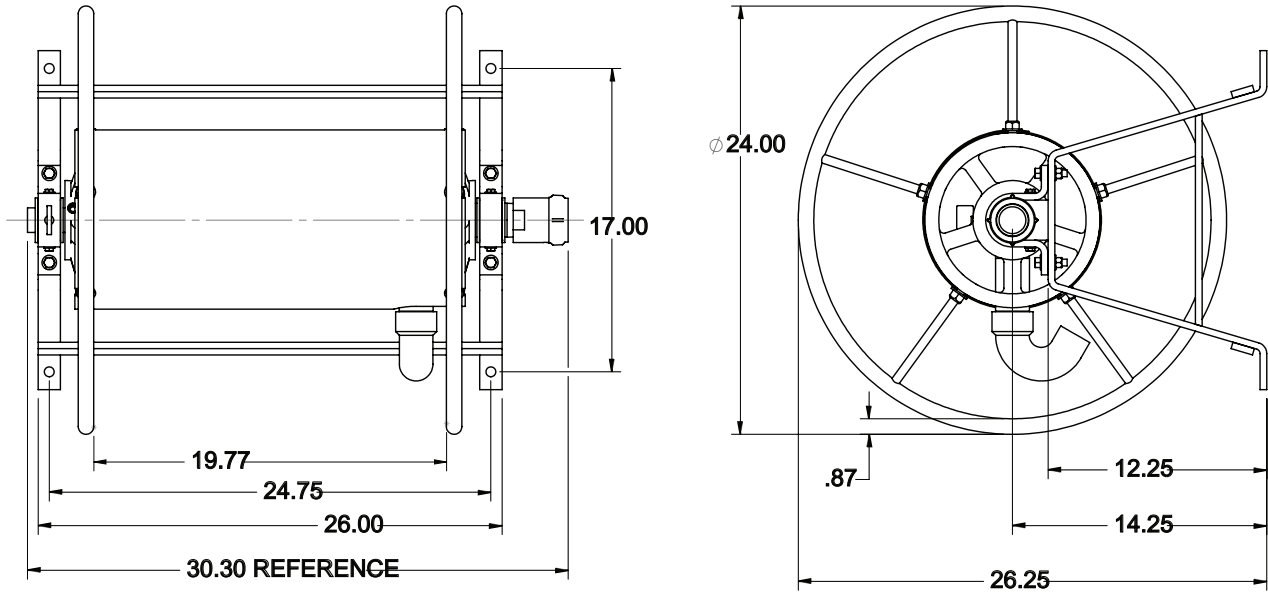
K
Racks &
Reels

Continuous Flow Hose Reel Covers

Cover for	Dimensions H x W x D	Vinyl Part #
CFR47-1-100	26" x 20" x 26"	CFR47-C1
CFR47-1-200	26" x 36" x 26"	CFR47-C2
CFR47-150-100	26" x 29" x 26"	CFR47-C3
CFR47-150-200	26" x 42" x 26"	CFR47-C4



Global Continuous Flow Reels (re-designed Wirt & Knox reel)



Features:

- newly re-designed with greaseless swivel and reel bearings for improved performance
- optional adapters (order separately):
 Factory Mutual15S15F = 1½" FNPSH x 1½" MNST brass
 Factory Mutual15I15F = 1½" FNPT x 1½" MNST brass



Steel Part #	Hose Size and Capacity			Inlet Size (inches)	Outlet Size (inches)
	¾"	1"	1½"		
FD47IR-150-100	250'	150'	100'	1½ NPT	1½ NPT

Global Continuous Flow Hose Reel Covers



Cover for	Dimensions	Vinyl Part #
FD47IR-150-100	22" x 24" x 24"	FD47-C2

Replacement Inlet Swivel Joints for FD47I-150-100 (old Wirt & Knox design) Continuous Flow Reels



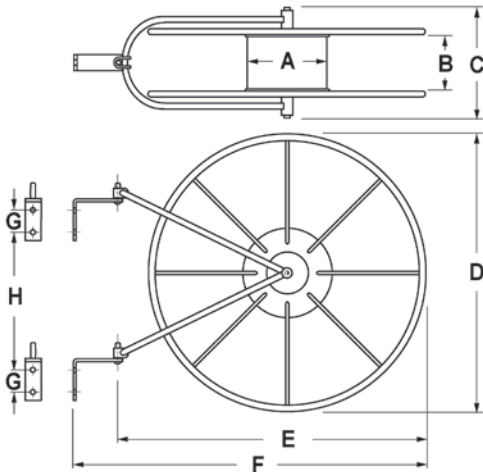
Size	Steel Part #
1"	1212-0534-4
1½"	1212-0540-4

Racks & Reels

Style V Swing Type Hose Storage Reels

Features:

- drum storage of collapsible hose prevents damaging kinks allowing longer hose life
- pivot mounting permits reel to swing to the proper angle preventing twists and kinks
- open sides allow faster hose drying, to prevent mold and mildew
- red polyester powder coat finish
- wall mounting is standard, 2 wall mounting brackets included
- style V5 (when used with 1½" hose only), has a space between the reel sides to accommodate two widths of hose side by side, for maximum capacity in minimum space



Swing Wall Reels

Size	Steel Part #	Hose Capacity			A	B	C	D	E	F	G	H
		Rack	Single	Double								
1½" - 1¾"	FHR-V1	100'	75'	50'	8"	3"	7½"	21"	23"	27"	2"	11-3/8"
1½" - 1¾"	FHR-V2	150'	100'	75'	8"	3"	7½"	26"	29"	33"	2"	15"
1½"	FHR-V5	300'	200'	150'	8"	5½"	9½"	26"	30"	34"	2"	13"
2" - 2½"	FHR-V5	150'	100'	75'	8"	5½"	9½"	26"	30"	34"	2"	13"

- replacement brackets for above reels - **1212-0930-4**, 2 per set

Style V Swing Type Hose Storage Reel Covers

Features:

- fluorescent red vinyl coated nylon with Velcro™ closures
- printed on both sides

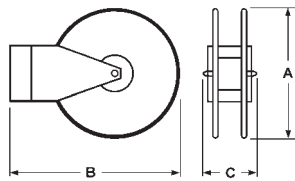
Cover for	Fits Hose Reel Dimensions	Vinyl Part #
FHR-V2	26"	FHR-C
FHR-V1	21"	FHR-C1
FHR-V5	26"	HSRC26



Swing Type Hose Storage Reels

Features:

- one piece wall bracket (14 gauge), for easier mounting
- 180° swing will also take pipe clamps to 3"
- compact size - smaller reel hub to allow more hose storage
- baked red enamel finish
- solid steel (14 gauge) support arms
- welded construction - rim (18 gauge) hub cap, welded spokes form solid wheels, separated by a molded poly hub and bolted together to form a sturdy unit
- hose is double rolled from the center of length coupled to valve and nozzle
- hose is ready for action when completely removed and valve is open



Hose Size	Part #	Hose Capacity	
		Lightweight	Rubber Lined
1½"	HSR18	150'	50' - 75'
1½"	HSR24	250'	100'
2½"	HSR25-24	100'	100'

Dimensions

Cover for	A	B	C
HSR18	18"	23-1/2"	6-1/4"
HSR24	24"	29"	6-1/4"
HSR25-24	24"	29"	8-1/4"

Swing Type Hose Storage Reel Covers

Features:

- to be used with hose storage reels, bright red fabric reinforced PVC with Velcro™ closures for quick release
- "Fire Hose / Keep Clear" printed on one side



Cover for	Fits Hose Reel Dimensions	Vinyl Part #
HSR18	16" - 18"	HSRC18
HSR24	24"	HSRC24
HSR25-24	24" - 25"	HSRC25-24

Heavy Duty, High Capacity Swing Type Hose Storage Reel

Features:

- 16 gauge steel sides and hubs
- welded steel wall bracket swings 180°
- wall bracket adapts to pipes (1½" - 3") with an optional pipe bracket kit
- red baked enamel finish
- supplied with hook-and-loop back strap to keep hose securely wound



Size	16-gauge steel Part #	Hose Capacity	
		Single Jacket	Double Jacket
1½"	DXHDR25HC	200'	150'
2½"		100'	75'

Heavy Duty Swing Type Hose Storage Reel Cover

Features:

- to be used with hose storage reels
- "Fire Hose / Keep Clear" printed on one side



Cover for	Fits Hose Reel Dimensions	Vinyl Part #
DXHDR25HC	length: 26", ht: 25", width: 8"	DXHDC25HC

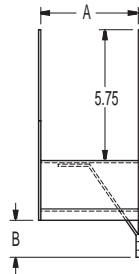
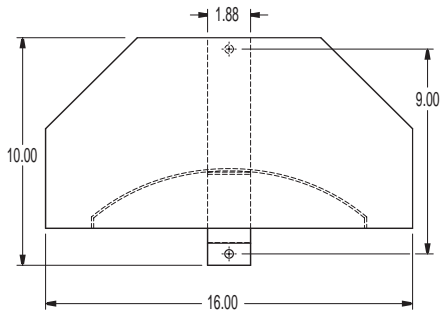
Pipe Brackets for Heavy Duty Swing Type Hose Storage Reel

Saddle Hose Racks

Features:

- provides compact and economical hose storage for all types of hose
- can be used for fire or water hose
- overall width 16", height 10"
- fabricated of heavy 12 gauge sheet steel for rugged industrial and shipboard use
- curved saddle design avoids sharp bends in the hose to prolong hose life
- red enamel finish

Hose Size	Rack Capacity			Wt. Lbs.	Steel Part #
	Rack	Single Jacket	Double Jacket		
1½" - 1¾"	100'	75'	50'	6.75	HR1610-3
2" - 2½"	100'	75'	50'	6.06	HR1610-4
1½" - 1¾"	200'	150'	100'	6.70	HR1610-6
1½" - 2½"	200'	150'	100'	7.42	HR1610



Model	Dimensions	
	A	B
HR1610-3	3⅛"	¾"
HR1610-4	4¼"	1⅝"
HR1610-6	6¼"	1⅝"
HR1610	9"	3"

Hump Racks

Features:

- compact, neat and economical method of storing collapsible hose
- pivot mounting permits rack to swing, preventing kinks and twists
- rugged steel construction provides long, dependable service
- red enamel finish for protection and appearance
- open sides allow faster drying to prevent mold and mildew
- wall mounting brackets are standard

Hose Size	Hose Capacity			Steel Part #
	Synthetic	Single Jacket	Double Jacket	
1½" - 1¾"	100'	50'	---	FHHR-1
1½" - 1¾"	150'	100'	50'	FHHR-3
2" - 2½"	100'	50'	---	FHHR-2
2" - 2½"	150'	100'	50'	FHHR-4
1½" - 1¾"	200'	150'	100'	FHHR-5



K
Racks &
Reels

Cover for Hump Racks

Cover for	Fits Hose Reel Dimensions	Vinyl Part #
FHHR-1 or FHHR-2	16" x 25½" x 6"	FHHR-C
FHHR-3 or FHHR-4	24" x 29½" x 6"	FHHR-C4
FHHR-5	33¼" x 35½" x 6"	FHHR-C5



Ball Shutoff with Nozzle



Features:

- flexible design allows nozzle tip to be detached so a mating foam inductor can be inserted between the tip and shut-off valve
- lightweight
- glass-filled nylon
- black pistol grip shutoff with nozzle
- maximum operating pressure: **150 PSI** (water / AFFF only) at 70°F (21°C)

Size	Body Color	Thread	GPM	Polycarbonate Part #
1½"	red	NPSH	30	FNPSO150S-30
1½"	orange	NST (NH)	30	FNPSO150F-30
1½"	red	NPSH	70	FNPSO150S-70
1½"	orange	NST (NH)	70	FNPSO150F-70

Ball Shutoff



Features:

- lightweight
- glass-filled nylon
- maximum operating pressure: **150 PSI** (water or AFFF only) at ambient temperature (70°F)

Size	Thread	Polycarbonate Part #
1½"	NPSH	PPSO150S
1½"	NST (NH)	PPSO150F

Forestry Grade ¼ Turn Ball Type Wye Valves

Features:

- cast aluminum swivel inlet, anodized body, hard-coated threads
- built to US Forest Service specifications
- 1" and 1½" for use up to **600 PSI** (water/AFFF only); 2½" for use up to **400 PSI** (water/AFFF only)

Female Thread	(2) Male Threads	Cast Aluminum Part #
1" NPSH	1" NPSH	FWV10S10S
1½" NPSH	1" NPSH	FWV15S10S
1½" NPSH	1½" NPSH	FWV15S15S
1½" NST (NH)	1" NPSH	FWV15F10S
1½" NST (NH)	1½" NST (NH)	FWV15F15F
2½" NST (NH)	1½" NST (NH)	FWV25F15F
2½" NST (NH)	2½" NST (NH)	FWV25F25F



1" - 1½"



2½"

Pick Head Fire Axe

Features:

- red trim
- 36" hickory handle
- listed in the minimum requirements approval guides for outfitting hose houses and hose cabinets by insurance underwriters

Description	Part #
6 lb. axe	PHFA6
axe brackets	PHFA-B-A



Forestry Pocket Spanner Wrenches

Features:

- FSW1: for use on 1" hoses only
- FSW2: for 1" and 1½" hose couplings
- meets USFDA specification 5100-101C
- overall length 5"

Aluminum Part #
FSW1
FSW2




FSW1



FSW2

Foot Valve Strainers

Features:

- rocker lug
- brass poppet
- for water use only 

Size	Thread	Anodized Aluminum Part #
2"	NST (NH)	N-FTVLST-20F
2"	NPSH	N-FTVLST-20S



Forestry Fire

Forestry Non Weeping Fire Hose

Features:

- outer construction: single jacket, all polyester
- tube construction: thermoplastic
- impregnation: yellow
- proof pressure: **600 PSI** at ambient temperature (70°F)
- service test pressure: **300 PSI** at ambient temperature (70°F)
- working pressure: **270 PSI** at ambient temperature (70°F)
- consult Dixon™ for pricing and availability of 25' lengths, other threads and configurations



Coupled with female and male expansion ring couplings

Size	Length	Rocker Lug Aluminum NST (NH) RAF	Rocker Lug Aluminum NPSH RAS
1"	50'	---	NF610Y50RAS
1"	100'	---	NF610Y100RAS
1½"	50'	NF615Y50RAF	NF615Y50RAS
1½"	100'	NF615Y100RAF	NF615Y100RAS

Forestry Mop Up Hose

Application:

- used on mop-up and low volume hand lines, filling pump cans, supplying sprinklers and remote fire line protection

Features:

- 50' coil diameter is 9"
- outer construction: single jacket, synthetic
- tube construction: thermoplastic
- impregnation: yellow
- proof pressure: **300 PSI** at ambient temperature (70°F)
- service test pressure: **150 PSI** at ambient temperature (70°F)
- working pressure: **135 PSI** at ambient temperature (70°F)
- consult Dixon™ for pricing and availability of other threads and configurations



Coupled with female and male brass ferrule type garden hose couplings

Size	Length	Part #
¾"	50'	NF307Y50GHT
1½"	50'	NF615-50RAQT¹
1½"	100'	NF615100RAQT¹

¹ coupled with quarter turn forestry couplings

Forestry Mop Up Hose Kit

Forestry
Fire



Description	Part #
kit contains: hose, pouch and nozzle	NF307Y50GHT-KIT

¼ Turn Forestry Adapters

Features:

- maximum operating pressure: **300 PSI** at ambient temperature (70°F)
- adapters have a common quarter turn sexless head (a 1½" QT fitting will mate with a ¾" QT or 1" QT)
- replacement gaskets: **QTG-F \$7.00**

Thread	Forged Aluminum Male Part #	Forged Aluminum Female Part #
¾" GHT	QTM75GHT-F	QTF75GHT-F
1" NPSH	QTM100S-F	QTF100S-F
1" NPT	QTM100T-F	QTF100T-F
1½" NST (NH)	QTM150F-F	QTF150F-F
1½" NPT	QTM150T-F	QTF150T-F
1½" NPSH	QTM150S-F	QTF150S-F



Quick-Connect Forestry Expansion Ring Couplings

Feature:

- sold in sets of (2) with expansion ring

Hose Size	Bowl Size	Forged Aluminum Part #
1½"	1-11/16"	QTX150-F



Forestry Hose Expansion Ring Rocker Lug Couplings

Features:

- lugs on female only
- working pressure: **270 PSI**
- under no circumstances should the fittings be used beyond the working pressure of the hose
- Assembled hose should be hydrostatically proof tested before use, and thereafter in accordance with NFPA 1962.
- special tooling is required to attach these couplings to hose
- shipped with expansion rings, a swivel washer and tail washers
- for females or males only, consult Dixon™ for pricing and availability

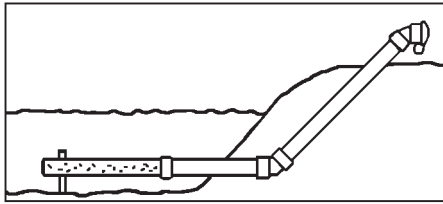


Hose Size	Thread Type	Bowl Size	Aluminum Part #
1"	NPSH	1-3/16"	EF11118
1"	NPSH	1-1/4"	EF11125
1½"	NH (NST)	1-13/16"	EF16168F
1½"	NH (NST)	2-11/16"	EF16175F

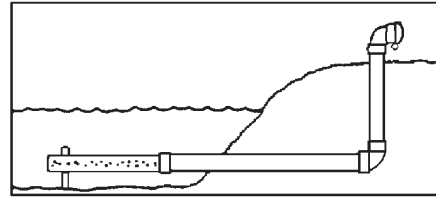


Dry Hydrants

Typical Dry Hydrant Installations



45°
(preferred)



90°

Underwater Strainer Support



Description	Part #
underwater strainer support	DHSSC6

Back Flushing Strainers



Feature:

- length: 37"

Size	Schedule 40 PVC Part #
6"	DHS6BF
8"	DHS8BF¹

¹ includes 8" x 6" reducer

Male Adapters and Caps



adapters and caps sold separately

90° Male Adapters

Male NST (NH)	Hardcoated Part #	45° Male Adapters
4½"	ADH90M45F	Hardcoated Part # ADH45M45F
6"	ADH90M60F	ADH45M60F

Rocker Lug Caps with Cable

Female NST (NH)	Hardcoated Part #
4½"	ADHC450F
6"	ADHC600F

Female Adapters and Plugs

M
Dry
Hydrants &
Strainers



90° Female Adapters

Female NST (NH)	Hardcoated Part #	45° Female Adapters
4½"	ADH90F45F	Hardcoated Part # ADH45F45F
6"	ADH90F60F	ADH45F60F

Rocker Lug Plugs with Cable

Male NST (NH)	Hardcoated Part #
4½"	ADHP450F
6"	ADHP600F

Dixon™ 6" Low Level Strainer with Siphon Jet

Application:

- can be used as a low level strainer and as a water transfer device

Features:

- pivoting elbow enables the base to sit flat on the bottom of a portable tank
- base: 1/8" thick 5052 H32 marine grade aluminum, powder coated red with 45° angled edges, carrying handle mounted to base
- allows the user to draft within 2" of the bottom of the tank without whirlpooling
- jet is constructed from 3/4" pipe
- supplied with 304 stainless steel mesh strainer for fast fill flowing
- shipped with 1 1/2" male NPSH plug with wire cable attached to base
- elbow: 6" aluminum tube 6061-T6, powder coated red
- posts: welded between upper and lower base, 6061-T6 aluminum
- siphon jet: 3/4" ID 6061-T6 aluminum pipe, powder coated red
- elbow pivot rod: 1/4" thick, 304 stainless steel
- washers: polypropylene used for ease of elbow pivot and longer wear
- pivot bracket: 3/16" thick x 1 1/2" x 1 1/2", angle 6061-T6 aluminum
- 6" swivel: long handle, black anodized, 6061-T6 aluminum



Low Level Strainers - Threaded Female Swivel with and without Jet Siphon

Thread	1 1/2" NPSH Jet Siphon Part #	1 1/2" NST (NH) Jet Siphon Part #	without Jet Siphon Part #
3" NST	<i>NCS-LLSJ-30FS</i>	<i>NCS-LLSJ-30FF</i>	<i>NCS-LL-30F</i>
4" NST (NH)	<i>NCS-LLSJ-40FS</i>	<i>NCS-LLSJ-40FF</i>	<i>NCS-LL-40F</i>
4 1/2" NST (NH)	<i>NCS-LLSJ-45FS</i>	<i>NCS-LLSJ-45FF</i>	<i>NCS-LL-45F</i>
5" NST (NH)	<i>NCS-LLSJ-50FS</i>	<i>NCS-LLSJ-50FF</i>	<i>NCS-LL-50F</i>
6" NST (NH)	<i>NCS-LLSJ-60FS</i>	<i>NCS-LLSJ-60FF</i>	<i>NCS-LL-60F</i>

Low Level Strainers - Storz Adapter with and without Jet Siphon

Thread Size	1 1/2" NPSH Jet Siphon Part #	1 1/2" NST (NH) Jet Siphon Part #	without Jet Siphon Part #
2 1/2"	<i>NCS-LLSJ-25SZS</i>	<i>NCS-LLSJ-25SZF</i>	<i>NCS-LL-25SZ</i>
3"	<i>NCS-LLSJ-30SZS</i>	<i>NCS-LLSJ-30SZF</i>	<i>NCS-LL-30SZ</i>
4"	<i>NCS-LLSJ-40SZS</i>	<i>NCS-LLSJ-40SZF</i>	<i>NCS-LL-40SZ</i>
5"	<i>NCS-LLSJ-50SZS</i>	<i>NCS-LLSJ-50SZF</i>	<i>NCS-LL-50SZ</i>
6"	<i>NCS-LLSJ-60SZS</i>	<i>NCS-LLSJ-60SZF</i>	<i>NCS-LL-60SZ</i>

M
Dry
Hydrants
&
Strainers



Call Toll Free: 1-866-711-4673
International: + 1-727-342-5086




Aluminum Barrel Strainers



Features:

- lightweight
- anodized aluminum finish
- full-flow design
- rocker lugs
- tie off hook for drafting placement

Female Barrel Strainers



Size	NST (NH) Part #	NPSH Part #
2½"	FST250F	FST250S
3"	FST300F	FST300S
4"	FST400F	FST400S
4½"	FST450F	FST450S
5"	FST500F	FST500S
6"	FST600F	FST600S

Storz Barrel Strainers



Storz	Part #
2½"	ST250
3"	ST300
4"	ST400
5"	ST500
6"	ST600

Basket Strainers - Female Threaded



Size	NST (NH) Part #	NPSH Part #
2½"	BSKTST250F	BSKTST250S
3"	BSKTST300F	BSKTST300S
4"	BSKTST400F	BSKTST400S
5"	BSKTST500F	BSKTST500S
6"	BSKTST600F	BSKTST600S

Standard Strainer - Round Hole Type



NPSM Size	Zinc Plated Steel Part #
2½"	RHS3075

M
Dry
Hydrants &
Strainers

Floating Strainers

Feature:

- steel screen

Floating Strainers - Female Swivel

Female Inlet	Aluminum NST (NH) Part #	Aluminum NPSH Part #
2½"	NCS-FDFS-25F	NCS-FDFS-25S
3"	NCS-FDFS-30F	NCS-FDFS-30S
3"	NCS-FDFS-30F	NCS-FDFS-30S
4"	NCS-FDFS-40F	NCS-FDFS-40S
4½"	NCS-FDFS-45F	---
5"	NCS-FDFS-50F	NCS-FDFS-50S
6"	NCS-FDFS-60F	NCS-FDFS-60S



Floating Strainers - Storz

Storz Inlet	Aluminum Part #
2½"	NCS-FDSTZ-25
3"	NCS-FDSTZ-30
4"	NCS-FDSTZ-40
5"	NCS-FDSTZ-50
6"	NCS-FDSTZ-60



Dixon™ Polypropylene Strainers

Features:

- prevents debris larger than 1 mm such as leaves, vegetation or fish, from entering your pump system, therefore reducing costly pump and equipment damage and down time
- designed and manufactured to meet the capacities of all major pump manufacturers from 25 GPM to 2000 GPM



short style

Single Layer (Short Style 8" Lg plus fitting)

Size	Female Thread	Polypropylene Part #
2½"	NST (NH)	FSTP-SS-25F
3"		FSTP-SS-30F
4"		FSTP-SS-40F
4½"		FSTP-SS-45F
5"		FSTP-SS-50F
6"		FSTP-SS-60F

Single Layer (Long Style 13" Lg plus fitting)

Size	Female Thread	Polypropylene Part #
2½"	NST (NH)	FSTP-LS-25F
3"		FSTP-LS-30F
4"		FSTP-LS-40F
4½"		FSTP-LS-45F
5"		FSTP-LS-50F
6"		FSTP-LS-60F



long style

Dual Layer (Short Style 8" Lg plus fitting)

Size	Female Thread	Polypropylene Part #
2½"	NST (NH)	FSTP-SD-25F
3"		FSTP-SD-30F
4"		FSTP-SD-40F
4½"		FSTP-SD-45F
5"		FSTP-SD-50F
6"		FSTP-SD-60F

Dual Layer (Long Style 13" Lg plus fitting)

Size	Female Thread	Polypropylene Part #
2½"	NST (NH)	FSTP-LD-25F
3"		FSTP-LD-30F
4"		FSTP-LD-40F
4½"		FSTP-LD-45F
5"		FSTP-LD-50F
6"		FSTP-LD-60F


M
Dry
Hydrants &
Strainers

Dixon™ Strainers

Dry Fire Hydrant - Low Level Strainer

Features:

- aluminum base
- low level design allows for vertical bridge or cistern installations
- repels water born debris flowing downstream
- 6" male PVC coupling for easy connection to PVC pipe



Pipe Size	Housing Material	Dimensions	Aluminum Part #
6" male PVC	aluminum	12" x 12" x 2"	DFH-9283-100

Stream Strainer

Features:

- aluminum base
- low level design allows for shallow stream installations
- repels water born debris flowing downstream
- 6" male PVC coupling for easy connection to PVC pipe



Pipe Size	Housing Material	Dimensions	Aluminum Part #
6" male PVC	aluminum	24" x 16" x 8"	DFH-9292-001

Dixon™ Strainers

Foot Valve Strainers

Feature:

- rocker lug
- brass poppet
- for water use only



Size	Thread	Anodized Aluminum Part #
2"	NST (NH)	N-FTVLST-20F
2"	NPSH	N-FTVLST-20S

Brass Tanks

Female NPT	Cast Brass Part #
4"	BS400
5"	BS500
6"	BS600
8"	BS800



Dry Hydrants & Strainers

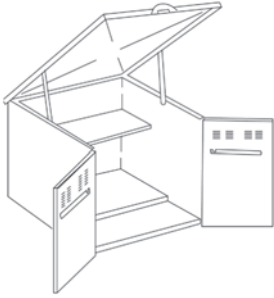


Call Toll Free: 1-866-711-4673
International: + 1-727-342-5086



 **Steel Hydrant House**
Features:

- red polyester coated finish
- Factory Mutual approved
- heavy 16-gauge steel throughout, including the shelves
- one-piece roof construction, sloped to the rear for adequate drainage and hinged at the rear with arms on both sides and a front hasp
- doors are fitted with a full-length latch and cross brace to ensure firm closing
- provides adequate space to store all equipment specified by both Factory Mutual and NFPA standards, plus room for additional equipment
- "FIRE HOSE" decal is provided for the cabinet front
- hose or accessories not included
- accessory hardware required but not included
- concrete base is to be supplied by a contractor
- shipped unassembled with instructions



Steel
Part #

HH30145

Dimensions

width	depth	height
45½"	45½"	34½"

 **Steel Hose Cabinet**
Features:

- red polyester coated finish on heavy 18-gauge steel
- wall type hose cabinet used for storage for industrial fire protection equipment
- designed for wall installation, with or without legs, or free standing
- supplied with holes in the back for wall mounting and 1" pipe couplings on the bottom for adding legs
- Factory Mutual approved
- hose or accessories not included
- accessory hardware required but not included
- furnished without legs - if legs required - contact Dixon™
- concrete base is to be supplied by a contractor



Steel
Part #

HC30143

Dimensions

width	depth	height
60"	15"	48"

Basic Approved Equipment for house/cabinet

Part #	Description	Page #	Quantity Required		
			Factory Mutual	UL & FIA	ISO
A525-50RAF ¹	2½" x 50' single jacket hose	627	4	5	5
A515-50RAF ¹	1½" x 50' single jacket hose	627	2	0	0
UPP250F ¹	Underwriters play pipe	614	0	2	2
BFN250NST ¹	2½" adjustable fog nozzle	608	2	0	0
BFN150NST ¹	1½" adjustable fog nozzle	608	1	0	0
HA2515F ¹	2½" x 1½" pin lug adapter	572	1	0	0
233	universal spanner	618	4	5	5
189	adjustable hydrant wrench	619	2	2	2
PHFA6	6 lb. fire axe	652	0	1	1
FCB48	crowbar	---	0	1	1
SW150 ¹	2½" hose coupling gasket	639	4	5	5

Sprinkler System Gauges (UL-393)

**Features:**

- specifically designed for the fire sprinkler industry
- Bourdon tube pressure gauges with black polycarbonate case
- snap-in clear polycarbonate window, 4" face
- white aluminum dial with stop pin, black and red markings
- black aluminum non-adjustable pointer
- 1/4" NPT lower mount
- ASME B40.1 Grade B (+ 3/2/3% accuracy)
- U/L Listed (U/L-393) and Factory Mutual Approved for fire sprinkler service
- temperature range: **-40°F to 140°F** (-40°C to 60°C)

Type	Part #
water (0-300 PSI)	SWG300-4
water retard (0-80 PSI) to (0-250 PSI) air	SWRG80-250-4



Line Test Gauges

Features:

- rocker lug swivel
- used for testing static or flowing pressures in hoses or nozzles
- supplied with **0-300 PSI** glycerine filled 3 1/2" diameter gauge
- freeze proof to **-40°F** (-40°C)
- other sizes and threads are also available, contact Dixon™

NH (NST) Thread	Hardcoated Aluminum Part #
1 1/2"	ALTG150F
2 1/2"	ALTG250F

**NEW**

Three Way Gauge Valve

Features:

- permits the checking or replacing of a gauge without shutting down the whole line
- body: brass, disc: rubber

NPT Thread	Working Pressure PSI	Part #
1/4"	175	TWGV25

**NEW**

PITOT Gauge

Features:

- liquid filled gauge 0-160 PSI is standard, other pressures available, contact Dixon™
- supplied with handle grip, case and fire stream/friction loss data

Part #
PG8083

**NEW**

Sprinkler Line Tester

Features:

- installs on the last sprinkler head on system branch lines and controls water flow for flushing or testing the system

NPT Thread	Brass Part #


**NEW**



Backflow Preventer

Features:

- provides maximum protection against backflow caused by back-pressure or back-siphonage from a cross-connection wherein a contaminant hazard exists
- consists of two spring-loaded poppet type check valves and a mechanically independent, hydraulically dependent pressure differential relief valve
- three top mounted test cocks ensure easy access during repair and maintenance
- working pressure: to **175 PSIG**
- temperature range: **33°F to 180°F**
- meets Foundation for Cross Connection Control and Hydraulic Research at University of Southern California Manual Section 10, ASSE 1015, AWWA C-510 and CSA B64.4 specifications
- Underwriters Listed and Factory Mutual approved
- create a Fire Hydrant Backflow Preventer by using the **RSMSA25F20T** (page 599) and the **DMH2025F** (page 582)



NPT Thread	Brass Part #
2"	BFP200

Hand Hydrotest Pump

Features:

- designed for use in testing pipe lines, pressure tanks and pressure vessels
- uses check valves which are more efficient and longer lasting than old poppet system
- cylinder displacement: 1.37 cu. in.
- 0 -1000 PSI pressure gauge, 10' high pressure hose and quick disconnect coupler included
- piston: 7/8" with 2" stroke
- stainless steel piston
- working pressure: **1000 PSI** at 70°F (21°C)



NPT Inlet	NPT Outlet	Aluminum Part #
1/2"	1/2"	HHTP

Large Diameter Hose Roller

Features:

- ABS rollers
- two man operation



Steel Part #
FHR

Elbows Angle and Suction

Features:

- for use on pump discharge valves, or suction inlets to minimize hose kinking
- rocker lug swivel
- satin brass finish
- -C polished chrome plated

Male NST (NH)	Female NST (NH)	Angle	Brass Part #
2½"	2½"	30°	RSE30250F-C
2½"	2½"	45°	RSE45250F
2½"	2½"	45°	RSE45250F-C
2½"	2½"	90°	RSE90250F
2½"	2½"	90°	RSE90250F-C



30° elbow



45° elbow

Continuous Swivel

Features:

- allows hose to swing when connected
- full waterway reduces friction loss
- short style radius is 2½" measured from the center of the waterway to the end of the discharge thread

Female NPT	Male Thread	Length	Cast Brass Part #
1½"	1½" NST (NH)	2½"	CSES150F
2"	1½" NST (NH)	2½"	CSES2015F
1½"	1½" NPT	2½"	CSES150T



Dixon™ Adapters

N54 - Angle and Suction Elbows

Features:

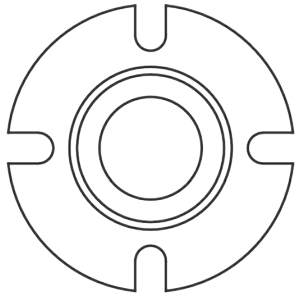
- ideal for fire apparatus with front suction connections
- anodized, powder coated aluminum, extruded
- anodized female swivel connections

Angle	Male NST (NH)	Female NST (NH) Swivel	Aluminum Part #
30°	2½"	2½"	N5430-25F25F
45°	2½"	2½"	N5445-25F25F
60°	2½"	2½"	N5460-25F25F
90°	2½"	2½"	N5490-25F25F

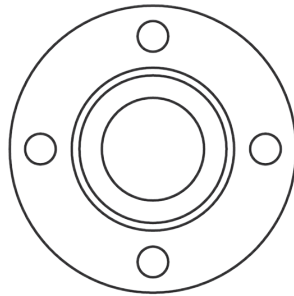


90° elbow

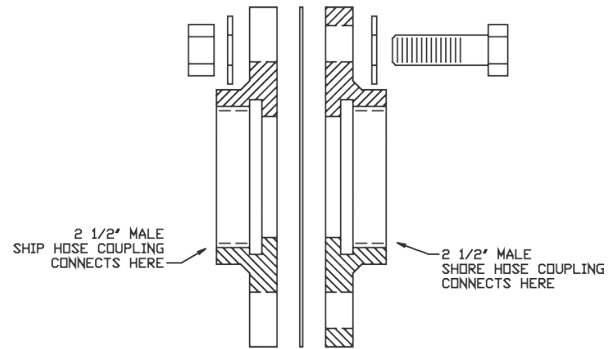
Brass International Shore Connections



shore connection
09-319



shore connection
09-318



shore side



ship side

Features:

- meets US Coast Guard specifications for vessels 1000 gross tons or more
- makes possible the connection of two different threads between ship and shore or between ships
- 7" OD brass flange with 4 $\frac{3}{4}$ " holes
- includes 8 washers, 4 hexagon brass nuts, 4 hex head bolts, 1 washer, 1 fiber gasket
- working pressure: **300 PSI**
- standardly supplied with NST threads, also available in NPT and NYFD threads

Description	Brass Part #
shore side	09-318-0001
ship side	09-319-0001

Wharf Hydrants



Features:

- used to provide a fire department outlet connection
- pentagon nut at top of spindle discourages unauthorized use
- hydrostatically tested
- maximum operating pressure: **300 PSI** at 70°F (21°C)

Inlet Female NPT	Outlet Male NST (NH)	Height Open	Height Closed	Cast Brass Part #
3"	2 $\frac{1}{2}$ "	16.38	14.25	WHYD3025F
4"	2 $\frac{1}{2}$ "	16.38	14.25	WHYD4025F
4"	4 $\frac{1}{2}$ "	18.13	15.63	WHYD4045F

Replacement Parts

Description	Part #
hand wheel	46-030-00025
pentagon hex nut	44-251-00006



hand wheel



Threaded Mounting Plates (Brackets)

Size Chart

Size #	Male Threaded Mounting Plate Part #	Female Threaded Mounting Plate Part #
1½" NST (NH)	TMPM15F	TMPF15F
1½" NPSH	TMPM15S	TMPF15S
2½" NST (NH)	TMPM25F	TMPF25F
3" NST (NH)	TMPM30F	TMPF30F
4" NST (NH)	TMPM40F	TMPF40F
4½" NST (NH)	TMPM45F	TMPF45F
5" NST (NH)	TMPM50F	TMPF50F
6" NST (NH)	TMPM60F	TMPF60F

Replacement Parts and Repair Kits

Decription	Part #
retractable knob for piston valve handwheel	PV-KNOB
complete handwheel for piston valve	PV-HDWHL
knob for gate valve handwheel	GV-KNOB
complete handwheel for gate valve	GV-HDWHL
knob for 2½" hydrant gate valve	HGV-KNOB
complete handwheel for hydrant gate valve	HGV-HDWHL
piston intake relief valve gasket repair kit (aluminum)	FSGR-RK
gate valve gasket repair kit	FSGV-RK
gate valve with PRV gasket repair kit	FSGVR-RK
hydrant booster valve gasket repair kit	FSHV-RK
2-way ball valve gasket repair kit	MSBV-RK
3-way ball valve gasket repair kit	MSBVR(3)-RK
large gated wye gasket repair kit	SJBV-RK
5-way manifold gasket repair kit	MSMG-RK
jumbo siamese gasket repair kit	SSVJ-RK

Dixon™ Replacement Retainer Plugs (Set Screws)

Size Chart

Part #	Female Swivel Size								
	1½"	2"	2½"	3"	3½"	4"	4½"	5"	6"
RP-209335	X	X							
RP-209337			X	X	X				
RP-209339						X	X	X	X
RP-209342-PV						X	X	X	X

Threaded Mounting Plates (Brackets)

Size Chart

Size #	Male Threaded Mounting Plate Part #	Female Threaded Mounting Plate Part #
1½" NST (NH)	TMPM15F	TMPF15F
1½" NPSH	TMPM15S	TMPF15S
2½" NST (NH)	TMPM25F	TMPF25 ¹
2½" CT	TMPM25 ¹	TMPF25 ¹
3" NST (NH)	TMPM30F	TMPF2530F
4" NST (NH)	TMPM40F	TMPF40F
4½" NST (NH)	TMPM45F	TMPF45F
5" NST (NH)	TMPM50F	TMPF50F
6" NST (NH)	TMPM60F	TMPF60F

¹ Customer Thread (must specify) refer to legend on page 48

Replacement Parts and Repair Kits

Part #	Description
PV-KNOB	retractable knob for piston valve handwheel
PV-HDWHL	complete handwheel for piston valve
GV-KNOB	knob for gate valve handwheel
GV-HDWHL	complete handwheel for gate valve
HGV-KNOB	knob for 2½" hydrant gate valve
HGV-HDWHL	complete handwheel for hydrant gate valve
FSGR-RK	piston intake relief valve gasket repair kit (aluminum)
FSGV-RK	gate valve gasket repair kit
FSGVR-RK	gate valve with PRV gasket repair kit
FSHV-RK	hydrant booster valve gasket repair kit
MSBV-RK	2-way ball valve gasket repair kit
MSBVR(3)-RK	3-way ball valve gasket repair kit
SJBV-RK	large gated wye gasket repair kit
MSMG-RK	5-way manifold gasket repair kit
SSVJ-RK	jumbo siamese gasket repair kit
PRV-RK	pressure relief valve gasket repair kit

Identifying Threads

IT IS IMPORTANT TO IDENTIFY THE THREADS REQUIRED BEFORE ORDERING COUPLINGS.

Identifying threads can sometimes be the most difficult and frustrating part of coupling selection. However, without the right combination of threads, you may not provide a functional or safe connection.

The diameters, threads per inch (TPI) and thread pitch, etc. are necessary to completely identify a thread. Ring, Plug and GO/NOGO gauges are required to accurately gauge or identify threads. In the field, in the absence of these gauges, thread leaf gauges can be used to identify the "Threads Per Inch" (TPI) and the thread pitch. On threads you have determined to be straight threads, a caliper can be used to measure the "Outside Diameter of the Male" (ODM) or the "Inside Diameter of the Female" (IDF). A caliper can also be used to take measurements of tapered thread diameters. However, these are more difficult to define because of the taper. Fortunately, there are few tapered threads to deal with and these can usually be identified from the nominal ODM and the TPI.

However, identifying the thread may not fully identify what is needed in a mating fitting. The application is the primary limiting factor on the thread type used. Dixon offers products with a wide variety of threads used with hose, pipe and hydraulics.

When attempting to choose a fitting, it is always advisable to first identify the thread to which it must connect. This may entail checking with a fitting or equipment manufacturer.

The fire hose thread specifications for some local municipal fire equipment and hydrants may vary according to local specifications. These can generally be most easily identified by contacting the local fire department responsible for the hydrant. The most common thread used on fire equipment is National Standard Thread (NST), also known as National Hose thread (NH).

When it is not possible to identify the thread:

- 1) Determine the number of threads per inch by measuring the distance from peak of thread to peak of thread across the largest number of whole threads. Then divide the number of threads by the measurement (This will provide the TPI).
- 2) Check to see if the thread is straight or tapered.

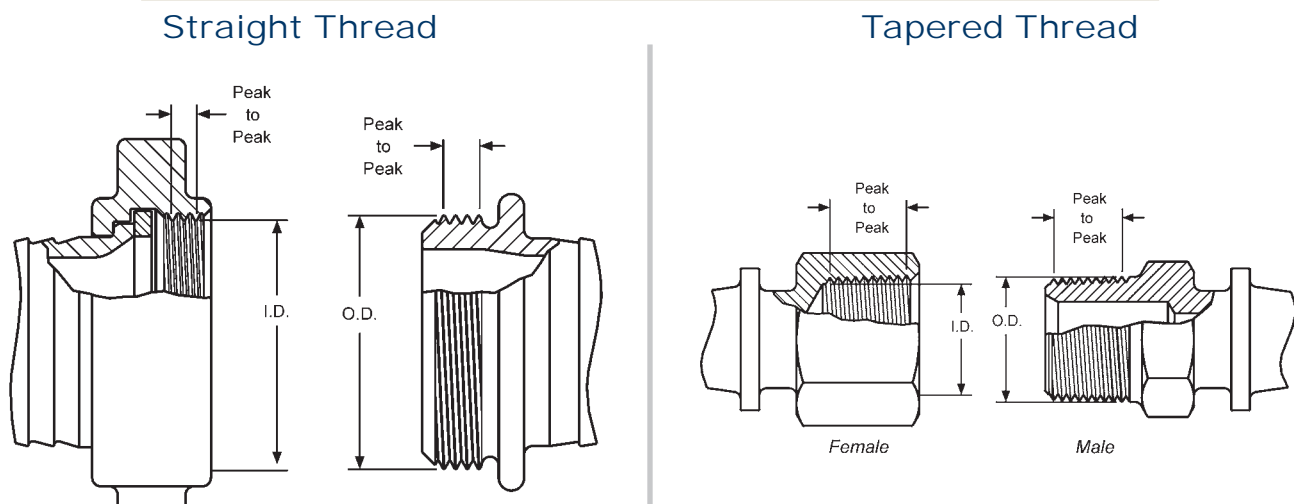
a) Straight Threads

Measure the "Outside Diameter of the Male" (ODM) or the "Inside Diameter of the Female" (IDF), from peak of thread to peak of thread.

b) Tapered Threads

Measure the "Outside Diameter of the Male" (ODM) at the large end and the small end, or the "Inside Diameter of the Female" (IDF) at the large end and the small end, from peak of thread to peak of thread. Then measure the Outside Diameter (OD) of the unthreaded pipe.

Once the application and these two pieces of information have been determined, the thread can generally be determined. When in doubt, contact the factory.



Thread Information

Abbreviation	System Name	Compatibility	Seal Method
BSPP	British Standard Pipe Parallel	Male BSPP with Female BSPP Female BSPP with Male BSPP Female BSPP with Male BSPT _r	Washer Washer Washer
BSPT_r	British Standard Pipe Taper	Male BSPT _r with Female BSPT _r Male BSPT _r with Female BSPP Female BSPT _r with Male BSPT _r <i>Female BSPT_r not compatible with Male BSPP</i>	Thread Washer Thread
CHT	American Standard Fire Hose Thread (1" National Hose Thread is Chemical Hose Thread, also known as Booster Hose Thread)	1" Male NH (NST) with 1" Female NH (NST) 1" Female NH (NST) with 1" Male NH (NST) 1" Thread is used on both ¾" hose and 1" hose. <i>Not compatible with other systems</i>	Washer Washer
GHT	Garden Hose Thread	Male GHT with Female GHT Female GHT with Male GHT Thread is same for all size hose <i>Not compatible with other systems</i>	Washer Washer
IPS	Iron Pipe Straight Thread	Generic Name for Straight Pipe Thread See NPSH for compatibility	Washer
IPT	Iron Pipe Thread	Generic Name for All Pipe Thread <i>More information required</i>	
NH or NST	American Standard Fire Hose Coupling Thread (National Hose thread also known as National Standard Thread)	Male NH (NST) with Female NH (NST) Female NH (NST) with Male NH (NST) <i>Not compatible with other systems</i> Thread pitch and diameters of fire threads may vary according to local and municipal regulations.	Washer Washer
NPT	American Standard Taper Pipe Thread (National Pipe Tapered)	Male NPT with Female NPT Male NPT with Female NPTF Male NPT with Female NPSM Male NPT with Female NPSH Female NPT with Male NPT Female NPT with Male NPTF Female NPT not compatible with Male NPSM or Male NPSH	Thread Thread Washer Washer Thread Thread
NPTF	American Standard Taper Pipe Fuel Dryseal Thread (National Pipe Tapered Fine)	Male NPTF with Female NPTF Male NPTF with Female NPT Male NPTF with Female NPSM Male NPTF with Female NPSH Female NPTF with Male NPTF Female NPTF with Male NPT <i>Female NPTF with Male NPSM or NPSH</i> <i>Note: NPTF with NPTF threads do not require sealant for the initial use. After that, sealant is required.</i>	Thread Thread Washer Washer Thread Thread Not Compatible
NPSH	American Standard Straight Pipe for Hose Couplings (National Pipe Straight Hose)	Male NPSH with Female NPSH Female NPSH with Male NPSH Female NPSH with Male NPT Female NPSH with Male NPTF Female NPSH with Male NPSM	Washer Washer Washer Washer Washer
NPSM	American Standard Straight Mechanical Joints (National Pipe Straight Mechanical)	Male NPSM with Female NPSM Male NPSM with Female NPSH Female NPSM with Male NPSM Female NPSM with Male NPT Female NPSM with Male NPTF	Seal can be either mechanical or washer. Mating fittings must be of same type.
SIPT	Straight Iron Pipe Thread	Generic name for Straight Pipe Thread	Washer
TIPT	Tapered Iron Pipe Thread	Generic name for Tapered Pipe Thread	Thread

Thread Dimensions

Nominal Dimensions of Standard Threads

ODM -- Outside Diameter of the Male

IDF -- Inside Diameter of the Female

TPI -- Threads Per Inch

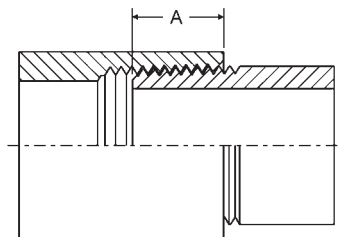
Size	Pipe OD	Tapered Threads		Straight Threads											
		NPT	BSPT _r	NPSH			NPSM			NST (NH)			BSPP		
		TPI	TPI	TPI	ODM (max)	IDF (min)	TPI	ODM (max)	IDF (min)	TPI	ODM (max)	IDF (min)	TPI	ODM (max)	IDF (min)
1/8"	.405	27	28				27	0.397	0.358					0.383	0.337
1/4"	.540	18	19				18	0.526	0.468					0.516	0.450
3/8"	.675	18	19				18	0.662	0.603					0.656	0.588
1/2"	.840	14	14	14	0.8248	0.7395	14	0.823	0.747					0.825	0.733
3/4"	1.050	14	14	14	1.0353	0.9500	14	1.034	0.958	8	1.375	1.2246		1.041	0.950
1"	1.315	11.5	11	11.5	1.2951	1.1921	11.5	1.293	1.201	8	1.375	1.2246	11	1.309	1.193
1-1/4"	1.660	11.5	11	11.5	1.6399	1.5369	11.5	1.638	1.546				11	1.650	1.534
1-1/2"	1.900	11.5	11	11.5	1.8788	1.7758	11.5	1.877	1.785	9	1.990	1.8577		1.882	1.766
2"	2.375	11.5	11	11.5	2.3528	2.2498	11.5	2.351	2.259				11	2.347	2.231
2-1/2"	2.875	8	11	8	2.8434	2.6930	8	2.841	2.708	7.5	3.068	2.9104	11	2.960	2.844
3"	3.500	8	11				8	3.467	3.334	6	3.623	3.5306	11	3.460	3.344
4"	4.500	8	11				8	4.466	4.333	4	5.010	4.7111		4.450	4.334
4-1/2"										4	5.760	5.4611	11		
5"	5.563	8	11				8	5.528	5.395	4	6.260	5.9602	11	5.450	5.359
6"	6.625	8	11				8	6.585	6.452	4	7.025	6.7252		6.450	6.359
8"	8.625	8													
10"	10.750	8													
12"	12.750	8													

GHT (3/4") -- 1.0625 ODM, 11-1/2 TPI

Note: Female NPT (Tapered Pipe) thread is not available on hose swivel nuts.

Normal Engagement Length of NPT Thread

• Dimensions given do not allow for variations in tapping or threading.



Thread Size	Dimension A
1/8"	1/4"
1/4"	3/8"
3/8"	3/8"
1/2"	1/2"
3/4"	9/16"
1"	11/16"
1-1/4"	11/16"
1-1/2"	11/16"
2"	3/4"
2-1/2"	15/16"
3"	1"
4"	1-1/8"
5"	1-1/4"
6"	1-5/16"
8"	1-7/16"
10"	1-5/8"
12"	1-3/4"

Technical

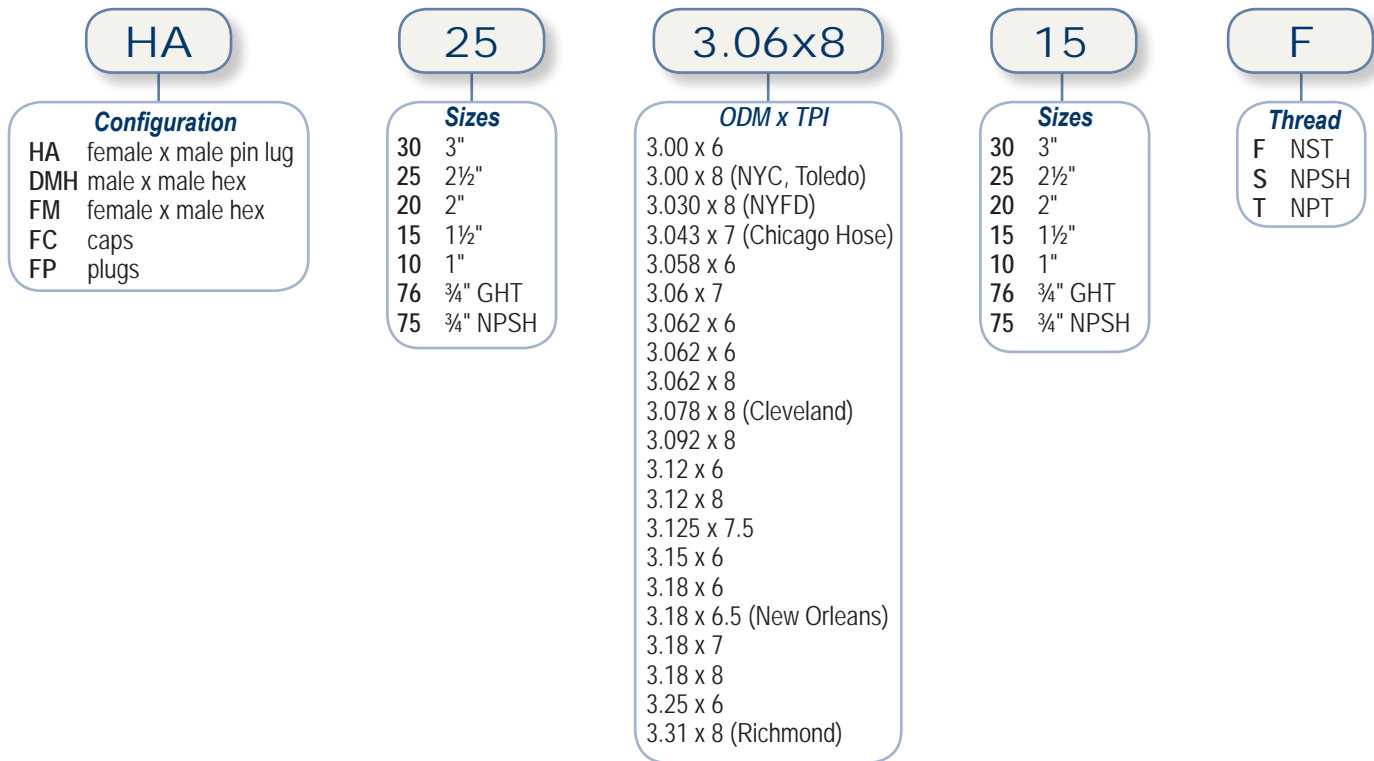
Customer Thread Program

Many regions across North America have their own 'fire hose' thread, which makes procurement a difficult and timely process. Any special city thread configuration in brass is available in **one week** . . . call for pricing and availability.

Frequently Asked Questions

Q - How do I order my customer thread part?

A - Here is a sample part number with descriptions to help explain our numbering system: HA253.06x815F.



Q - Do I have to order a minimum quantity?

A - We will take orders of a single piece to thousands of pieces. The set-up fee will be amortized over the quantity.

Q - In what materials are customer thread adapters available?

A - We specialize in manufacturing brass adapters, however, the aluminum configurations will have various lead times.

Q - How can you supply brass customer thread adapters in one week's time?

A - We have tooling specifically designated for various threads, and we have castings standing by for machining, gauges for testing and hydro-static test facilities for testing. We are ready to delight the customer with the fastest lead time in the business on many popular configurations we build to stock.

Q - Do you have other products with customer threads?

A - Yes. We offer many products with region specific threads, and many are shown in the catalog. If you don't see what you need, please let us know and we can possibly manufacture it.

Q - Can Dixon make custom threads?

A - Yes, if you are able to supply the ODM (outside diameter maximum) measurement and the TPI (threads per inch), we will gladly make the products for you.

Thread Chart

Size	National Standard		Straight Iron Pipe		New York Corporation		Pacific Coast		New York Fire Dept.		Chemical Hose CHT *		Underwriter's Play Pipe		Garden Hose		Chicago Fire Dept.		Chicago Hose	
	NH*		NPSH		NYCT		PCT		NYFT		NH		PPS		GHT *		(NEW) *			
	ODM	TPI	ODM	TPI	ODM	TPI	ODM	TPI	ODM	TPI	ODM	TPI	ODM	TPI	ODM	TPI	ODM	TPI	ODM	TPI
¾"	1.375	8	1.0353 *	14	--	--	1.0625	11	--	--	1.375	8	--	--	1.0625	11½	--	--	1.081	11½
1"	1.375	8	1.2951 *	11½	--	--	1.3125	11½	1.660	8	1.370	8	--	--	1.0625	11½	--	--	1.2951	11½
1¼"	1.6718	9	1.6399 *	11½	--	--	1.860	11	--	--	--	--	--	--	--	--	--	--	1.705	11½
1½"	1.990	9	1.8788 *	11½	2.093	11	2.100	11	2.100	8	--	--	2.1875	12	--	--	1.933	11½	1.946	11½
2"	2.5156	8	2.3528 *	11½	2.547	11	2.550	10	--	--	--	--	--	--	--	--	--	--	2.522	8
2½"	3.0686	7½	2.841 *	8	3.000	8	3.035	7½	3.030	8	--	--	--	--	--	--	2.990	7½	3.043	7
3"	3.6239	6	3.470	8	--	--	--	--	3.630	8	--	--	--	--	--	--	--	--	--	--
3½"	4.2439	6	3.970	8	--	--	--	--	4.070	8	--	--	--	--	--	--	--	--	--	--
4"	5.0109	4	4.470	8	--	--	5.000	4	4.610	8	--	--	--	--	--	--	--	--	--	--
4½"	5.7609	4	4.970	8	--	--	--	--	5.800	4	--	--	--	--	--	--	--	--	--	--
5"	6.260	4	5.530	8	--	--	--	--	--	--	--	--	--	--	--	--	--	--	--	--
6"	7.025	4	6.590	8	--	--	--	--	--	--	--	--	--	--	--	--	--	--	--	--

* National Form Thread. Abbreviation for tapered iron pipe thread is TIPT or NPT (National Pipe Tapered).
ODM = Outside Diameter of Male

Fire Threads

Within North America there are many regional fire threads, the most popular being the "NST" (or "NH") thread, which is the predominant USA fire thread. The NST thread is sometimes used in Canada especially in sizes 3" and larger.

Within Canada the most common threads used for fire applications are:

- 1", 1½" & 2" sizes use NPS (National Pipe Straight) thread
- 2½" each region uses different threads, please see the table below
- 3" and larger - NST threads are often used.

Before ordering, please confirm the type of thread required. Thread requirements change by region.

Thread Legend

Initials	Common Name	Dixon Suffix	Region Normally Used	2-1/2" ODM ¹	2-1/2" TPI ²
AMA & BCT	Alberta Mutual Aid/ British Columbia Thread	B*	British Columbia & Alberta	3.00	8
CSA	Canadian Standard Association	C	Ontario	3.125	5
NS1	Nova Scotia 1	NS	Nova Scotia	3.23	5
QST & QMT	Quebec Standard Thread	Q	Quebec	3.031	7
WCT	Western Canada Thread	W	Saskatchewan & Manitoba	3.25	6
GHT	Garden Hose Thread	G	North America	1 outside diameter of male 2 threads per inch	
NPS	National Pipe Straight	S			
NPT	National Pipe Tapered	T			
NST (NH)	National Standard Thread	F	Most of USA		
NYC	New York Corporation	NYC	Newark, NJ		
NYFD	New York Fire Department	NYFD	New York Fire Department		

* B Threads are designed to connect with both BCT and AMA fittings.

Listed are the more popular thread types, other threads types are available, please contact Dixon™ for more information

Replacement Washers for Hydrant Adapters and Fire Hose Nozzles

The "sw" Swivel washer on page 121 replaces the gaskets in the following:

- Hydrant Adapters: HA, RHA, AHA
- Cam & Groove Hydrant Adapter
- Female by Male Hex Nipples (FM Series)
- Brass Fog Nozzles (BFN Series)
- Brass Electrical All-Fog Nozzles (BFNE Series)
- Heavy Duty Brass Industrial Fog Nozzles (HFN Series)
- Higher Pressure Brass Industrial Fog Nozzles (HPFN Series)
- Brass Rack Nozzles (BRN Series)
- UL Play Pipe
- Tip for UL Play Pipe
- Aluminum Ball Shut Off (ABS0 Series)

Replacement Gasket Chart

Size	FNPT Threads *	FNST Threads	FNPSH Threads
1½"	---	SW150	SW150
2"	---	---	SW200
2½"	---	SW250	SW250
3"	---	SW300F	SW300F
4"	---	SW400F	SW400F
4½"	---	SW450F	---
5"	---	SW500F	---
6"	---	SW600F	---

* FNPT Threads - No Gasket/Seal by threads

The "CFG" gaskets on page 92 replaces the following:

- Constant Flow Thermoplastic Fog Nozzles (CFB)
- Blue Thermoplastic Refinery Fog Nozzles (RNB)

The "FNG" gaskets on page 93 replaces the following:

- Thermoplastic Fog Nozzles (PFNB, FNB, FN, SL)
- Thermoplastic Fog Nozzles for Electrical Fires (FNBE)

Brass Plain Hose Nozzle Gaskets

Nozzle	Gasket
BN6	KRW5
BN7	KRW5
BN10	KRW10
BN12	KRW15
BN15	KRW20
BN20	SW200
BN25	KRW35
BN10F	SW100F
BN15F	SW150
BN25F	SW250
BN15NYFD	SW150
BN25NYFD	SW250

The gaskets for the following parts would have to special ordered, please contact customer service at 877.712.6179:

- Coast Guard Approved Water Fog Nozzle
- US Coast Guard Approved Fog Nozzle
- Aluminum Tip for Ball Shut-Off Nozzles
- Monitor Nozzle
- Steel FirePro Nozzle
- Master Stream Nozzle

Storz Measurement Guide



- heads are marked with inch and or metric Storz size
- if heads are unmarked, measure lug spacing and compare

Storz Description	Inside Distance Between Lugs
1" or 25mm	1-7/32" or 31mm
1½" or 38 mm	2-1/16" or 52mm
2" or 50mm	2-5/8" or 66mm
2½" or 65mm	3-3/16" or 81mm
3" or 75mm	3-1/2" or 89mm
4" or 100mm	4-1/2" or 115mm
5" or 125mm	5-13/16" or 148mm
6" or 150mm	3 lugs or 160mm

Male x Male Adapters



Brass Hex



Cast Brass Pin Lug



Brass Rocker Lug



Aluminum N36

Male Thread	Male Thread	Cast Brass Hex Part #	Cast Brass Pin Lug Part #	Cast Brass Rocker Lug Part #	Aluminum N36 Rocker Lug Part #
3/4" NPT	1 1/2" NPSH	<i>DMH7515</i>	---	---	---
3/4" NPT	1 1/2" NST (NH)	<i>DMH7515F</i>	---	---	---
1" NPT	3/4" GHT	<i>DMH1076</i>	---	---	---
1" NPT	1" NPSH	<i>DMH1010</i>	---	---	---
1" NPT	1" NST (NH)	<i>DMH1010F</i>	---	---	<i>N36-10T10F</i>
1" NPT	1" NPT	<i>DMH1010T</i>	---	---	---
1" NPT	1 1/2" NPSH	<i>DMH1015</i>	---	---	---
1" NPT	1 1/2" NST (NH)	<i>DMH1015F</i>	---	---	<i>N36-10T15F</i>
1" NPT	2 1/2" NST (NH)	<i>DMH1025F</i>	---	---	<i>N36-10S10S</i>
1 1/2" NPSH	1 1/2" NPSH	<i>DMH15S15S</i>	<i>DMP1515</i>	<i>DMR1515</i>	<i>N36-15S15S</i>
1 1/2" NPT	1 1/2" NPT	<i>DMH1515T</i>	<i>DMP15S15T</i>	<i>DMR15S15T</i>	<i>N36-15S15T</i>
1 1/2" NPSH	1 1/2" NST (NH)	---	---	---	<i>N36-15S15F</i>
1 1/2" NPSH	2" NPSH	---	---	---	<i>N36-15S20S</i>
1 1/2" NPT	1" NPSH	<i>DMH1510</i>	---	---	---
1 1/2" NPT	1" NST (NH)	<i>DMH1510F</i>	---	---	---
1 1/2" NPT	1 1/4" NPSH	<i>DMH1512</i>	---	---	---
1 1/2" NPT	1 1/2" NST (NH)	<i>DMH1515F</i>	---	---	<i>N36-15T15F</i>
1 1/2" NPT	2" NPSH	<i>DMH1520</i>	---	---	---
1 1/2" NPT	2 1/2" NST (NH)	<i>DMH1525F</i>	---	---	<i>N36-15T25F</i>
1 1/2" NST (NH)	1 1/2" NPSH	<i>DMH15F15S</i>	<i>DMP15F15S</i>	<i>DMR15F15S</i>	---
1 1/2" NST (NH)	1 1/2" NST (NH)	<i>DMH15F15F</i>	<i>DMP1515F</i>	<i>DMR1515F</i>	<i>N36-15F15F</i>
1 1/2" NST (NH)	2 1/2" NST (NH)	<i>DMH15F25F</i>	---	---	<i>N36-15F25F</i>
1 1/2" NST (NH)	1 1/2" NPT	---	<i>DMP15F15T</i>	<i>DMR15F15T</i>	---
2" NPT	1 1/2" NPSH	<i>DMH2015</i>	---	---	---
2" NPT	1 1/2" NST (NH)	<i>DMH2015F</i>	---	---	---
2" NPT	2" NPSH	<i>DMH2020</i>	---	---	---
2" NPT	2" NPT	<i>DMH2020T</i>	---	---	<i>N36-20T20T</i>
2" NPT	2 1/2" NPSH	<i>DMH2025</i>	---	---	---
2" NPT	2 1/2" NST (NH)	<i>DMH2025F</i>	---	---	<i>N36-20T25F</i>
2 1/2" NPT	1 1/2" NPSH	<i>DMH2515</i>	---	---	---
2 1/2" NPT	1 1/2" NST (NH)	<i>DMH2515F</i>	---	---	<i>N36-25T15F</i>
2 1/2" NPT	2" NPSH	<i>DMH2520</i>	---	---	<i>N36-25T20S</i>
2 1/2" NPT	2 1/2" NPSH	<i>DMH2525</i>	---	---	<i>N36-25T25S</i>
2 1/2" NPT	2 1/2" NST (NH)	<i>DMH2525F</i>	---	---	<i>N36-25T25F</i>
2 1/2" NPT	2 1/2" NPT	<i>DMH2525T</i>	---	---	---
2 1/2" NPT	3" NPSH	<i>DMH2530</i>	---	---	<i>N36-25T30S</i>
2 1/2" NPT	3" NPT	<i>DMH2530T</i>	---	---	<i>N36-25T30T</i>
2 1/2" NPT	3" NST (NH)	<i>DMH2530F</i>	---	---	<i>N36-25T30F</i>
2 1/2" NST (NH)	2 1/2" NST (NH)	<i>DMH25F25F</i>	<i>DMP2525F</i>	<i>DMR2525F</i>	<i>N36-25F25F</i>
2 1/2" NST (NH)	2 1/2" NPSH	---	<i>DMP25F25S</i>	---	<i>N36-25F25S</i>
2 1/2" NST (NH)	2 1/2" NPT	---	<i>DMP25F25T</i>	---	<i>N36-25F25T</i>
2 1/2" NST (NH)	3" NST (NH)	<i>DMH25F30F</i>	---	---	<i>N36-25F30F</i>
2 1/2" NPSH	2 1/2" NST (NH)	---	---	---	<i>N36-25S25F</i>
2 1/2" NPSH	2 1/2" NPSH	---	<i>DMP2525</i>	<i>DMR2525</i>	<i>N36-25S25S</i>
2 1/2" NPT	4" NPT	---	---	---	<i>N36-25T40T</i>
3" NPT	2 1/2" NPSH	<i>DMH3025</i>	---	---	<i>N36-30T25S</i>
3" NPT	2 1/2" NST (NH)	<i>DMH3025F</i>	---	---	<i>N36-30T25F</i>
3" NPT	3" NPSH	<i>DMH3030</i>	---	---	<i>N36-30T30S</i>
3" NPT	3" NST (NH)	<i>DMH3030F</i>	---	---	<i>N36-30T30F</i>
3" NPT	3" NPT	<i>DMH3030T</i>	---	---	---
4" NPT	4" NPSH	<i>DMH4040</i>	---	---	<i>N36-40T40S</i>
4" NST (NH)	4" NST (NH)	<i>DMH40F40F</i>	---	---	<i>N36-40F40F</i>
4" NPT	4" NST (NH)	<i>DMH4040F</i>	---	---	<i>N36-40T40F</i>
4" NPT	4" NPT	<i>DMH4040T</i>	---	---	---
4" NPT	4 1/2" NST (NH)	<i>DMH4045F</i>	---	---	<i>N36-40T45F</i>
5" NPT	5" NST (NH)	<i>DMH5050F</i>	---	---	<i>N36-50T50F</i>
6" NPT	4 1/2" NST (NH)	<i>DMH6045F</i>	---	---	<i>N36-60T45F</i>
6" NPT	6" NST (NH)	<i>DMH6060F</i>	---	---	<i>N36-60T60F</i>

Female x Male Adapters



Brass Hex



Brass Pin Lug



Brass Rocker Lug



Aluminum N37



Aluminum N54

Female Thread	Male Thread	Cast Brass Hex Part #	Cast Brass Pin Lug Part #	Cast Brass Rocker Lug Part #	Aluminum N37 Rocker Lug Part #	Aluminum N54 Swivel Rocker Lug Part #
3/4" GHT	1" NPT	FM7610T	---	---	N37-07G10T	N54-15G10T
1" NPSH	3/4" GHT	FM10S76	---	---	N37-10S07G	N54-10S07G
1" NPT	3/4" GHT	FM1076	---	---	N37-10T07G	N54-10T07G
1" NPT	1" NPSH	FM1010	---	---	N37-10T10S	N54-10T10S
1" NPT	1" NST (NH)	FM1010F	---	---	N37-10T10F	N54-10T10F
1" NST (NH)	1" NPT	FM10F10T	---	---	N37-10F10T	N54-10F10T
1" NPT	1 1/2" NPSH	FM1015	---	---	N37-10T15S	N54-10T15S
1" NPT	1 1/2" NST (NH)	FM1015F	---	---	N37-10T15F	N54-10T15F
1" NPSH	1 1/2" NPT	FM10S15T	---	---	N37-10S15T	N54-10S15T
1 1/2" NPSH	3/4" GHT	---	HA15S76	---	N37-15S07G	N54-15S07G
1 1/2" NPSH	3/4" NPSH	---	HA15S75	---	N37-15S07S	N54-15S07S
1 1/2" NPSH	3/4" NPT	---	HA15S75T	RHA15S75T	N37-15S07T	N54-15S07T
1 1/2" NPSH	1" NPSH	---	HA15S10S	RHA15S10	N37-15S10S	N54-15S10S
1 1/2" NPSH	1" NPT	---	HA15S10T	RHA15S10T	N37-15S10T	N54-15S10T
1 1/2" NPT	1 1/2" NPSH	FM1515	HA15T15S	---	N37-15T15S	N54-15T15S
1 1/2" NPT	1 1/2" NST (NH)	FM1515F	HA15T15F	RHA15T15F	N37-15T15F	N54-15T15F
1 1/2" NST (NH)	3/4" GHT	---	HA1576	RHA1576	N37-15F07G	N54-15F07G
1 1/2" NST (NH)	3/4" NPSH	---	HA1575	---	N37-15F07S	N54-15F07S
1 1/2" NST (NH)	3/4" NPT	---	HA1575T	---	N37-15F07T	N54-15F07T
1 1/2" NST (NH)	1" NPSH	---	HA1510	RHA1510	N37-15F10S	N54-15F10S
1 1/2" NST (NH)	1" NST (NH)	---	HA1510F	RHA1510F	N37-15F10F	N54-15F10F
1 1/2" NST (NH)	1" NPT	---	HA1510T	RHA1510T	N37-15F10T	N54-15F10T
1 1/2" NST (NH)	1 1/2" NPSH	FM15F15S	HA1515	RHA1515	N37-15F15S	N54-15F15S
1 1/2" NST (NH)	1 1/2" NPT	FM15F15T	HA1515T	RHA1515T	N37-15F15T	N54-15F15T
1 1/2" NST (NH)	1 1/2" NPT	FM15S15F	---	---	N37-15F15T	N54-15F15T
1 1/2" NST (NH)	1 1/2" NST (NH)	FM15F15F	HA1515F	RHA1515F	N37-15F15F	N54-15F15F
1 1/2" NPSH	1 1/2" NST (NH)	---	HA15S15F	RHA15S15F	N37-15S15F	N54-15S15F
1 1/2" NPSH	1 1/2" NPT	FM15S15T	HA15S15T	RHA15S15T	N37-15S15T	N54-15S15T
1 1/2" NPSH	2" NPT	FM15S20T	---	---	N37-15S20T	N54-15S20T
1 1/2" NST (NH)	2" NPT	FM15F20T	---	---	N37-15F20T	N54-15F20T
1 1/2" NPT	2 1/2" NST (NH)	FM1525F	---	---	N37-15T25F	N54-15T25F
1 1/2" NST (NH)	2 1/2" NPT	FM15F25T	---	---	N37-15F25T	N54-15F25T
1 1/2" NST (NH)	2 1/2" NST (NH)	FM15F25F	HA1525F	RHA1525F	N37-15F25F	N54-15F25F
1 1/2" NST (NH)	3" NST (NH)	FM15F30F	---	---	N37-15F30F	N54-15F30F
1 1/2" NPT	3" NST (NH)	FM1530F	---	---	N37-15T30F	N54-15T30F
2" NPSH	1 1/2" NPSH	FM20S15	HA20S15S	---	N37-20S15S	N54-20S15S
2" NPT	1 1/2" NPSH	FM2015	---	---	N37-20T15S	N54-20T15S
2" NPSH	1 1/2" NST (NH)	FM20S15F	HA20S15F	---	N37-20S15F	N54-20S15F
2" NPT	1 1/2" NST (NH)	FM2015F	---	---	N37-20T15F	N54-20T15F
2" NPSH	1 1/2" NPT	FM20S15T	HA20S15T	---	N37-20S15T	N54-20S15T
2" NPSH	2" NPT	FM20S20T	---	---	N37-20S20T	N54-20S20T
2" NPT	2" NPSH	FM2020	---	---	N37-20T20S	N54-20T20S
2" NPSH	2 1/2" NPT	FM20S25T	---	---	N37-20S25T	N54-20S25T
2" NPSH	2 1/2" NST (NH)	FM20S25F	HA20S25F	---	N37-20S25F	N54-20S25F
2" NPT	2 1/2" NST (NH)	FM2025F	HA20T25F	---	N37-20T20F	N54-20T25F
2" NST (NH)	2 1/2" NST (NH)	---	HA2025F	RHA2025F	N37-20F20F	N54-20F25F

Female x Male Adapters



Brass Hex



Brass Pin Lug



Brass Rocker Lug



Aluminum N37



Aluminum N54

Female Thread	Male Thread	Cast Brass Hex Part #	Cast Brass Pin Lug Part #	Cast Brass Rocker Lug Part #	Aluminum N37 Rocker Lug Part #	Aluminum N54 Swivel Rocker Lug Part #
2½" NST (NH)	¾" NPT	<i>FM25F75T</i>	---	---	<i>N37-25F07T</i>	<i>N54-25F07T</i>
2½" NST (NH)	¾" GHT	---	<i>HA2576</i>	<i>RHA2576</i>	<i>N37-25F07G</i>	<i>N54-25F07G</i>
2½" NST (NH)	¾" NPSH	---	<i>HA2575T</i>	---	<i>N37-25F07S</i>	<i>N54-25F07S</i>
2½" NST (NH)	1" NPT	<i>FM25F10T</i>	<i>HA2510T</i>	<i>RHA2510T</i>	<i>N37-25F10T</i>	<i>N54-25F10T</i>
2½" NST (NH)	1" NPSH	---	<i>HA2510</i>	<i>RHA2510</i>	<i>N37-25F10S</i>	<i>N54-25F10S</i>
2½" NST (NH)	1" NST (NH)	---	<i>HA2510F</i>	<i>RHA2510F</i>	<i>N37-25F10F</i>	<i>N54-25F10F</i>
2½" NPT	1½" NST (NH)	<i>FM2515F</i>	---	---	<i>N37-25T15F</i>	<i>N54-25T15F</i>
2½" NST (NH)	1½" NST (NH)	<i>FM25F15F</i>	<i>HA2515F</i>	<i>RHA2515F</i>	<i>N37-25F15F</i>	<i>N54-25F15F</i>
2½" NST (NH)	1½" NPT	<i>FM25F15T</i>	<i>HA2515T</i>	<i>RHA2515T</i>	<i>N37-25F15T</i>	<i>N54-25F15T</i>
2½" NST (NH)	1½" NPSH	---	<i>HA2515</i>	<i>RHA2515</i>	<i>N37-25F15S</i>	<i>N54-25F15S</i>
2½" NST (NH)	2" NPT	<i>FM25F20T</i>	<i>HA2520T</i>	<i>RHA2520T</i>	<i>N37-25F20T</i>	<i>N54-25F20T</i>
2½" NST (NH)	2" NPSH	---	<i>HA2520</i>	---	<i>N37-25F20S</i>	<i>N54-25F20S</i>
2½" NST (NH)	2" NST (NH)	---	<i>HA2520F</i>	<i>RHA2520F</i>	<i>N37-25F20F</i>	<i>N54-25F20F</i>
2½" NPT	2½" NPSH	<i>FM2525</i>	---	---	<i>N37-25T25S</i>	<i>N54-25T25S</i>
2½" NPT	2½" NST (NH)	<i>FM2525F</i>	---	<i>RHA25T25F</i>	<i>N37-25T25F</i>	<i>N54-25T25F</i>
2½" NST (NH)	2½" NST (NH)	<i>FM25F25F</i>	<i>HA2525F</i>	---	<i>N37-25F25F</i>	<i>N54-25F25F</i>
2½" NST (NH)	2½" NPT	<i>FM25F25T</i>	<i>HA2525T</i>	<i>RHA2525T</i>	<i>N37-25F25T</i>	<i>N54-25F25T</i>
2½" NPT	2½" NPT	<i>FM2525T</i>	---	---	<i>N37-25T25T</i>	<i>N54-25T25T</i>
2½" NST (NH)	2½" NPSH	<i>FM25F25S</i>	<i>HA2525</i>	---	<i>N37-25F25S</i>	<i>N54-25F25S</i>
2½" NPSH	1" NPT	---	<i>HA25S10T</i>	---	<i>N37-25S10T</i>	<i>N54-25S10T</i>
2½" NPSH	1½" NPSH	---	<i>HA25S15S</i>	<i>RHA25S15</i>	<i>N37-25S15S</i>	<i>N54-25S15S</i>
2½" NPSH	1½" NPT	---	<i>HA25S15T</i>	---	<i>N37-25S15T</i>	<i>N54-25S15T</i>
2½" NPSH	1½" NST (NH)	---	<i>HA25S15F</i>	<i>RHA25S15F</i>	<i>N37-25S15F</i>	<i>N54-25S15F</i>
2½" NPSH	2½" NST (NH)	<i>FM25S25F</i>	<i>HA25S25F</i>	<i>RHA25S25F</i>	<i>N37-25S25F</i>	<i>N54-25S25F</i>
2½" NPSH	2½" NPT	<i>FM25S25T</i>	---	---	<i>N37-25S25T</i>	<i>N54-25S25T</i>
2½" NST (NH)	3" NST (NH)	<i>FM25F30F</i>	<i>HA2530F</i>	---	<i>N37-25F30F</i>	<i>N54-25F30F</i>
2½" NST (NH)	3" NPT	<i>FM25F30T</i>	<i>HA2530T</i>	<i>RHA2530T</i>	<i>N37-25F30T</i>	<i>N54-25F30T</i>
2½" NST (NH)	3" NPSH	---	<i>HA2530</i>	---	<i>N37-25F30S</i>	<i>N54-25F30S</i>
3" NST (NH)	1½" NPSH	---	<i>HA3015S</i>	---	<i>N37-30F15S</i>	<i>N54-30F15S</i>
3" NST (NH)	1½" NST (NH)	---	<i>HA3015F</i>	---	<i>N37-30F15F</i>	<i>N54-30F15F</i>
3" NPT	2½" NST (NH)	<i>FM3025F</i>	---	---	<i>N37-30T25F</i>	<i>N54-30T25F</i>
3" NST (NH)	2½" NST (NH)	<i>FM30F25F</i>	---	<i>RHA3025F</i>	<i>N37-30F25F</i>	<i>N54-30F25F</i>
3" NST (NH)	2½" NPT	<i>FM30F25T</i>	---	---	<i>N37-30F25T</i>	<i>N54-30F25T</i>
3" NPT	2½" NPT	<i>FM3025T</i>	---	---	<i>N37-30T25T</i>	<i>N54-30T25T</i>
3" NPSH	2½" NST (NH)	<i>FM30S25F</i>	<i>HA30S25F</i>	---	<i>N37-30S25F</i>	<i>N54-30S25F</i>
3" NPSH	2½" NPSH	---	<i>HA30S25S</i>	---	<i>N37-30S25S</i>	<i>N54-30S25S</i>
3" NST (NH)	3" NPT	<i>FM30F30T</i>	---	---	<i>N37-30F30T</i>	<i>N54-30F30T</i>
3" NPT	3" NST (NH)	<i>FM3030F</i>	---	---	<i>N37-30T30F</i>	<i>N54-30T30F</i>
4" NPT	2½" NST (NH)	<i>FM4025F</i>	---	---	<i>N37-40T25F</i>	<i>N54-40T25F</i>
4" NPT	4" NST (NH)	<i>FM4040F</i>	---	---	<i>N37-40T40F</i>	<i>N54-40T40F</i>
4" NST (NH)	4" NPT	<i>FM40F40T</i>	---	---	<i>N37-40F40T</i>	<i>N54-40F40T</i>
4" NPT	4½" NST (NH)	<i>FM4045F</i>	---	---	<i>N37-40T40F</i>	<i>N54-40T45F</i>
4½" NST (NH)	4" NPT	<i>FM45F40T</i>	---	---	<i>N37-40T40F</i>	<i>N54-45F40T</i>
6" NPT	6" NST (NH)	<i>FM6060F</i>	---	---	<i>N37-60T60F</i>	<i>N54-60T60F</i>
6" NST (NH)	6" NPT	<i>FM60F60T</i>	---	---	<i>N37-60F60T</i>	<i>N54-60F60T</i>

Double Female Adapters



Brass Hex



Brass Pin Lug



Brass Rocker Lug

Female Thread	Female Thread	Cast Brass Hex Part #	Cast Brass Swivel Pin Lug Part #	Cast Brass Swivel Rocker Lug Part #
1½" NPT	1½" NST (NH)	FFH1515F	---	---
1½" NPT	1½" NPSH	FFH15T15S	---	---
1½" NST (NH)	1½" NST (NH)	FFH15F15F	DFP1515F	DFR1515F
1½" NST (NH)	1½" NPSH	---	DFP15F15S	---
1½" NPSH	1½" NPSH	---	DFP1515	DFR1515
2½" NPT	2½" NST (NH)	FFH2525F	---	---
2½" NST (NH)	2½" NST (NH)	FFH25F25F	DFP2525F	DFR2525F
2½" NST (NH)	2½" NPSH	---	DFP25F25S	---
2½" NPSH	2½" NPSH	---	DFP2525	DFR2525

Expansion Ring and Gasket Guide

Coupling #	Swivel Washer	Tail Washer	Expansion Ring Part #
<i>D15193 & D15193F</i>	<i>SW150</i>	<i>DTW150</i>	<i>ER15125</i>
<i>D15206F</i>	<i>SW150</i>	<i>---</i>	<i>ER15125</i>
<i>D16187 & D16187F</i>	<i>SW150</i>	<i>DTW150</i>	<i>ER15125</i>
<i>D16193 & D16193F</i>	<i>SW150</i>	<i>DTW150</i>	<i>ER15125</i>
<i>D16206 & D16206F</i>	<i>SW150</i>	<i>---</i>	<i>ER15125</i>
<i>D253 & D253F</i>	<i>SW250</i>	<i>DTW250</i>	<i>ER27150</i>
<i>D26287F</i>	<i>SW250</i>	<i>DTW250</i>	<i>ER27150</i>
<i>D263 & D263F</i>	<i>SW250</i>	<i>DTW250</i>	<i>ER27150</i>
<i>MD16181T</i>	<i>---</i>	<i>STW150</i>	<i>ER15125</i>
<i>MD20231T</i>	<i>---</i>	<i>special</i>	<i>special</i>
<i>MD26287T</i>	<i>---</i>	<i>DTW250</i>	<i>ER27150</i>
<i>MS16168T</i>	<i>---</i>	<i>STW150</i>	<i>ER15125</i>
<i>MS16175T</i>	<i>---</i>	<i>STW150</i>	<i>ER15125</i>
<i>MS20225T</i>	<i>---</i>	<i>special</i>	<i>special</i>
<i>MS26268T</i>	<i>---</i>	<i>STW250</i>	<i>ER27150</i>
<i>RD15193 & RD15193F</i>	<i>SW150</i>	<i>DTW150</i>	<i>ER15125</i>
<i>RD15206 & RD15206F</i>	<i>SW150</i>	<i>---</i>	<i>ER15125</i>
<i>RD253 & RD253F</i>	<i>SW250</i>	<i>DTW250</i>	<i>ER27150</i>
<i>RH15168 & RH15168F</i>	<i>SW150</i>	<i>RTW150</i>	<i>ER1575</i>
<i>RH16168F & RH16168F</i>	<i>SW150</i>	<i>RTW150</i>	<i>ER1575</i>
<i>RS15175 & RS15175F</i>	<i>SW150</i>	<i>STW150</i>	<i>ER15125</i>
<i>RS15181 & RS15181F</i>	<i>SW150</i>	<i>STW150</i>	<i>ER1510</i>
<i>RS25281 & RS25281F</i>	<i>SW250</i>	<i>STW250</i>	<i>ER27125</i>
<i>RS25287</i>	<i>SW250</i>	<i>STW250</i>	<i>ER27150</i>
<i>S15175 & S15175F</i>	<i>SW150</i>	<i>RTW150</i>	<i>ER15125</i>
<i>S15181 & S15181F</i>	<i>SW150</i>	<i>RTW150</i>	<i>ER1510</i>
<i>S16168 & S16168F</i>	<i>SW150</i>	<i>STW150</i>	<i>ER15125</i>
<i>S16175 & S16175F</i>	<i>SW150</i>	<i>STW150</i>	<i>ER15125</i>
<i>S16181 & S16181F</i>	<i>SW150</i>	<i>STW150</i>	<i>ER15125</i>
<i>S25281 & S25281F</i>	<i>SW250</i>	<i>STW250</i>	<i>ER27125</i>
<i>S25287 & S25287F</i>	<i>SW250</i>	<i>STW250</i>	<i>ER27150</i>
<i>S26268 & S26268F</i>	<i>SW250</i>	<i>STW250</i>	<i>ER27150</i>
<i>S26275 & S26275F</i>	<i>SW250</i>	<i>STW250</i>	<i>ER27150</i>
<i>S26281 & S26281F</i>	<i>SW250</i>	<i>STW250</i>	<i>ER27150</i>

Powhatan Cross Reference

Powhatan Product Family	Dixon Part Number	Catalog Page Number	Rated Maximum Working Pressure (PSI)
01-128	BNT / UPPT	82, 84	100
02-200	BFN	81	100
02-250	HFN	81	100
02-425	HPFN	81	300
02-463	BFNE	82	100
02-464	BFN	81	100
02-465	BRN	83	100
03-102	UPP	84	100
03-107	BN	83	100
06-175	S6175	19	175
07-100	S7100	19	175
07-337	S7337	19	175
09-114	DMP/DMR	47	175
09-115	DFP/DFR	59	175
09-130	HA/RHA	50, 51, 52, 58	175
09-140	HA/RHA	50, 51, 52, 58	175
09-215	SM/RSM	64	175
09-356	HA/RHA	50, 51, 52, 58	175
14-136	PRN	120	175
14-146	DMH	46, 47, 48	175
14-155	FM	55, 56, 57, 58	175
14-156	FFH	63	175
15-216	FM	55, 56, 57, 58	175
17-126	FC/RFC	75	n/a
17-127	FP/RFP	77	n/a
18-153	AVAPR	8	175
18-154	AVAPRF	8	175
18-157	AV	9, 10	300
18-158	AV	9, 10	300
18-180	CPV	13	175
18-217	SGV/SGVF	12	300
18-251	WHYD	140	300
18-252	ASHV	18	175
18-255	APRD	9	175
18-457	NAPRAV	4, 5, 6	175
18-458	NAPRAVF	4, 5, 6	175
18-459	NAPRVF/NAPRVG	4, 5, 6	175
19-280	RWDGV	15	200
19-281	WDGV	14-15	300
21-132	DCS	33	175
21-133	90DCS	33	175
21-201	SCS	32	250
21-202	90SCS	32	250
21-205	TCS	34	175
21-206	90TCS	34	175
23-181	ASBDV	13	n/a
23-196	SIC	31	n/a
23-197	RIC	31	n/a
23-270	SF/RSF	61	175
23-272	MOC	44	n/a
23-283	MOCA	31	n/a
23-387	CDMHCB	40	n/a
23-388	90CDMHCB	40	n/a
23-391, 23-393	REV90	41	n/a
24-209	REP	39	n/a
25-288	CSSTF	43	175
25-289	CSSTM	43	175
26-294	FRC	36	175
26-295	FR3C	38	175
26-296	90FRC	37	175
26-297	90FR3C	139	175
29-222	RSE45	139	n/a
29-232	RSE90	139	n/a

Technical

Index

0

09-318-00001 140
09-319-00001 140

1

1212-05...4 122
15B15-100RAF 114
15B15-100RAS 114
15B15-...RAF 114
15B15-...RAS 114
15B15-50RBS 114
15B15-100RBF 114
15B15-100RBS 114
15B15-...RBF 114
16101-RH 115
161... 115
189 96, 136
189DH 96

2

200DBAL 86
2015-B-ALNST 68
2025-D-ALNST 68
2025-F-ALNST 68
233 95, 136
2WCA...F.. 35
2WCA...F-SP.. 35
2WSA...F 35
2WSA...F.. 35
2WSA...F... 35
2WSA...F-SP.. 35

3

300DBAL 86
3025-A-ALNST 68
3025-B-ALNST 68
3025-D-ALNST 68
3025-F-ALNST 68

4

40...REV90 41
44-251-00006 140

46-003-00001 45
46-011-00418 45
46-030-00025 7, 140

5

500-AN7 84

8

80B...50HAF 113
80B...50HCF 113
80B...100HAF 113
80B...100HCF 113

9

90CDMHCB..... 40
90CREV.... 41
90DCS4025F.. 33
90DCS4030NYFDSP 33
90DCS...F 33
90DCS...F.. 33
90DCS...NYFD 33
90FRC.... 37
90FRC...F 37
90FR3C.... 38
90FR3C...F 38
90IRC.... 37
90IRC4025G 37
90IRC4025GF 37
90IRC...F 37
90ISCS4025F 32
90SCS4025F 32
90SCS4025F-SP 32
90SCS4025NYFD 32
90TCS...F 34
90TCS...F.. 34

A

A3...UC 106
A3...UC 106
A5...50RAF 136
A5...UC 107
A5...UC 107
A5...U..CBF 107
A5...U..CBS 107

A320-50... 106
A325-50... 106
A330-50... 106
A510-50... 107
A515-25... 107
A515-50... 107
A515-75... 107
A515OR50RAF 108
A515OR50RAS 108
A515R50RAF 108
A515U100CBF 107
A515U100CBS 107
A515Y50RAF 108
A525-25... 107
A525-50... 107
A525-75... 107
A315100... 106
A320100... 106
A325100... 106
A330100... 106
A510100... 107
A515100... 107
A525100... 107
AAPN75GHT 84
ABC250 80
ABH..... 119
ABH10150S 119
ABH...F 119
ABN100.. 89
ABN150.. 89
ACPSO150 90
ACPSO150F 90
ADH45F..F 130
ADH45M..F 130
ADH90F..F 130
ADH90M..F 130
ADHC...F 130
ADHP...F 130
ADV150F 18
AFC...F-TGWP 78
AFN150 87
AFN150NST 87
AHA...ADP 68
AHGV250 20
AHGV250F 20

Part Number Index

AHGV250F-I	20	BFN75	81	BVTSO150NST-200	91
AHW	95	BFN75GHT	81	BW10150S-PC	119
AHWPT	96	BFNE150	82	BW••AT	119
AK2079NST	85	BFNE150NST	82	BW••••F-PC	119
AK2079S	85	BFN•••NST	81, 136		
AK3526-300FL	86	BFP200	138	C	
AK4450NST	86	BFSCN250•	86	CAP•••FABS	76
AK•••F	90	BIA250•	66	CAP•••F-C	76
ALTG•••F	137	BIB250•	66	CAP•••F-C-LH	76
ANT••	89	BIC150	67	CAP•••SABS	76
ANT•••F	89	BID250•	66	CAP•••S-C	76
APRD250NYC	9	BIDC250	67	CDMHCB••••	40
APRD•••F	9	BIDP250	67	CFB75GHT	92
AREP400AS	39	BIE150	67	CFB250NYC	92
ARPW••F••F	26	BIF250•	66	CFB•••CF	92
ARPW••F••S	26	BL810R50RAF	113	CFB•••NST	92
ARSMSA•••F	64	BL810R50RAS	113	CFB•••NYF	92
ARSMSA••F••T	64	BL810R100RAF	113	CFB•••S	92
ASBDV••	13	BL810R100RAS	113	CFB•••S	92
ASHV1015F	18	BN•	83	CFFR150	87
AV••	9, 11	BN••	83	CFFR150NST	87
AV••••	9	BN••F	83	CFG•••NST	92
AV5-250F	11	BN••NYFD	83	CFG•••S	92
AV5-250NYFD	11	BNT•••F	82	CFR••	121
AV250NYC	9	BRN150	83	CFR47-1-•••	121
AV251NYC	11	BRN150NST	83	CFR47-150-•••	121
AV251NYFD	11	BRN150NST-I	83	CFR47-C•	121
AV2531	11	BRN150S-I	83	CGN150S	85
AVAPR•••F	8	Brute2	115	CGN•••NST	85
AVAPRF•••	8	BruteXpand	115	CGN•••-TIP	85
AVAPR•••F-I	8	BS••	135	CGSN•••F	85
AVAPRF•••-I	8	BSKTST•••F	132	CGSN•••S	85
AVF••	9, 11	BSKTST•••S	132	CH-B-6	78
AVF5-250	11	BSO150-H	82	CH-B-12	78
AVF•••-I	10	BSO150NST	82	CH-SS-6	78
AVG250F-I	10	BSO150S	82	CH-SS-12	78
AVGF250-I	10	BTN75	84	CNB75GHT	94
AV•••-I	10	BVDSO•••	91	CNB75GHT-GD	94
AV•••-N	11	BVDSO•••NST	91	CPV•••F	13
AV•••NYFD	9	BVSO•••	91	CSCTF25F30T-•	44
AV•••-RBR	9, 11	BVSO150-125	91	CSCTM25F30T-•	44
AV•••S	9	BVSO150NST-125	91	CSES150F	139
AV•••-WR	11	BVSO•••NST	91	CSES150T	139
		BVTSO150	91	CSES2015F	139
		BVTSO150-200	91	CSSTF••F••T-•	43
B					

D		DMH••NYFD••NYFD	48	FBSO100•-PG	89
D•••••	117	DMH••S•S	46	FBSO150•	89
D8••Y50RAF	108	DMH••T•S	46	FBSO150•-PG	89
D8••Y100RAF	108	DMH••T•T	46	FC•••	75
D263	117	DMIL250F	12	FCB48	136
D263F	117	DMIL2530F	12	FC•••F	75
D815-25•••	108	DMOCA••225F	31	FC•••F••	75
D815-50•••	108	DMOCA•0225F••	31	FC•••F-D	78
D815-75•••	108	DMP•••••	47	FD47-C2	122
D815Y50RAS	108	DMP••••F	47	FD47IR-150-100	122
D815Y100RAS	108	DMP••F•S	47	FFBSO150	91
D825-25•••	108	DMP••F•T	47	FFBSO150NST	91
D825-50•••	108	DMP••S•T	47	FFBSON150	91
D825-75•••	108	DMR•••••	47	FFBSON150NST	91
D815100•••	108	DM••••RAF	102	FFH15NYFD15NYFD	63
D825100•••	108	DM•••••RAF	102	FFH••••F	63
DCS4025F••	33	DM•••••RAS	102	FFH••F•F	63
DCS4030NYFD	33	DM•••••RAS	102	FFH••••NYFD	63
DCS••••F	33	DM•••••RAT	102	FFH••T•S	63
DCS••••F••	33	DM•••••RAT	102	FFN•••	87
D•••••F	117	DMR•••••F	47	FFN75GHT	87
DF16•••	97	DMR••F•S	47	FFN•••NST	87
DFH-9283-100	135	DMR••F•T	47	FHCS150	97
DFH-9292-001	135	DMR••S•T	47	FHHR••	125
DFP•••••	59	DM•••••UC	102	FHHR-C	125
DFP••••F	59	DM•••••UC	102	FHHR-C•	125
DFP••••F-D	59	DTW•••	118	FHPR150	120
DFP••F•S	59	DX•••••	121	FHPR150-100CBF	120
DFP••NYFD••NYFD	59	DXHDR25HC	124	FHPR150••CBF	120
DFR•••••	59	DXHDR25PB	124	FHPR2515	120
DFR••••F	59	DXHDRC25HC	124	FHR	138
DHS•BF	130			FHR-C	123
DHSSC6	130	E		FHR-C1	123
DM815W50•••	109	EF111••	129	FHR-V•	123
DMH•••••	46	EF161••F	129	FM•••••	55
DMH25F25NYFD	48	EFN•••	88	FM25NYC25F	57
DMH25NYFD20T	48	EFN1••NST	88	FM25NYC25T	57
DMH•••••D	47	ER•••••	118	FMBTFLY••F•F	28
DMH••••F	46	ER•••••	118	FMBV••F•F	26
DMH••••F-D	47			FMBV••S•S	26
DMH••F•F	46	F		FM••••F	55, 56
DMH••F•F-D	47	FAPRAV250F	7	FM••••F-D	58
DMH••F•S	46	FAPRAVF250	7	FM••F•F	55, 56
DMH••F•S-D	47	FAPRAVG250•	7	FM••F•F-D	58
DMH•••••NYC	48	FAPRV•250	7	FM••F•NYC	57

Part Number Index

FM**F**S	55, 56	FSA****T	69	H515R50***	111
FM**F**S-D	58	FSBV2525F	25	H515R100***	111
FM**F**T	55, 56	FSBV***F	25	H525R50***	111
FM**F**T-D	58	FSBVR3-***F	27	H525R100***	111
FMGR**F**F	24	FSGR***F	24	H610Y50***	112
FMGV30-**F**F	23	FSG-RK	141	H615Y50***	112
FMGV**F**F	22	FSGV***F	21	H615Y100***	112
FM****NYC	57	FSGVR30-***F	22	H625Y50***	112
FM****NYFD	57	FSGVR-RK	141	H625Y100***	112
FM**NYFD**F	57	FSHV***F	23	HA****	50
FM**NYFD**NYFD	57	FSHV-RK	141	HA25NYC15F	51
FM**NYFD**T	57	FSSV3-***F	29	HA25NYC76	51
FM**S**	55	FSSV4-***F	30	HA25NYFD15NYFD	51
FM**S**F	55, 56	FSSV***F	29	HA2515F	136
FM**S**F-D	58	FST***F	132	HA****ADP	68
FM**S**T	55, 56	FSTP-LD-***F	134	HA****-D	58
FM**S**T-D	58	FSTP-LS-***F	134	HA****F	50
FM****T	55, 56	FSTP-SD-***F	134	HA****F-D	58
FNB75GHT	93	FSTP-SS-***F	134	HA**NYC**T	51
FNB75GHT-GD	94	FST***S	132	HA**NYFD76	51
FNB75S	93	FSW*	97, 127	HA**NYFD**F	51
FNBE150NST	93	FWV**F**F	26, 127	HA**NYFD**S	51
FNBE150S	93	FWV**F**S	127	HA**NYFD**T	51
FNB***NST	93	FWV**S**S	26, 127	HA**S**	50
FNB***S	93			HA**S**F	50
FNG***NST	93	G		HA**S**S	50
FNG***S	93	G***-A-ALNST	68	HA**S**T	50
FN***NST	93	GAW	96	HA****T	50
FNPSO150-***	126	G***-B-ALNST	68	HA****T-D	58
FN***S	93	G***-D-ALNST	68	HA**T**F	50
FP***	77	G***-F-ALNST	68	HA**T**S	50
FP475S	86	GFN150	87	HC15-A	116
FP500*	86	GFN150NST	87	HC15-B	116
FP***F	77	GHN75	88	HC30143	136
FP***F-	77	GHN75-B	88	HD***F	16
FP***F-D	77	GNB75GHT	94	HFN***	81
FR3C****	38	GV-HDWHL	22, 141	HFN150NYFD	81
FR3C6025F	38	GV-KNOB	22, 141	HFN***NST	81
FRC4025	36	GWDGV250F	14	HGB100S	93
FRC4025F	36			HGB***NST	93
FRC6025	36			HGCFB150S	92
FRC6025F	36	H		HGCFB***NST	92
FRC6025NYFD	36	H5**R50UC	111	HGG100NST	93
FRV250	23	H5**R100UC	111	HGG100S	93
FSA****F	69	H420R50RBS	111	HGV250	17

Part Number Index

NF307Y50GHT-KIT	128	PSNP250...	45	REP...AS..	39
NF610Y50...	128	PSNP250S	45	REP...HY	39
NF610Y100...	128	PSNP2503.125x5	45	REP...SP	39
NF615-50RAQT	128	PSNP2503..x.	45	REP...SP..	39
NF615Y50...	128	PSNP...NYFD	45	RFC...	75
NF615Y100...	128	PSW	95	RFC250F-SS	78
NF615100RAQT	128	PSW..	95	RFC...F	75
N-FTVLST-20.	127, 135	PTTF150.	94	RFC...F..	75
NST...TC	75	PV-HDWHL	24, 141	RFP...F	77
P		PV-KNOB	24, 141	RFP...F-C	77
PAP250	80	PW6..B50...	109	RHA...	52
PBC250	80	PW6..B100...	109	RHA...F	52
PFC250F	79	PW..F..F	16	RHA...F-C	52
PFC250U	79	PW..S..S	16	RHA..S..	52
PFCW...	79	Q		RHA..S..F	52
PFCW250...	79	QTF75GHT-F	129	RHA..S..T	52
PFCW...F	79	QTF....-F	129	RHA...T	52
PFCW...F-Y	79	QTM75GHT-F	129	RHA..T..F	52
PFN4005.	94	QTM....-F	129	RHS3075	132
PFNB150NST	93	QTX150-F	129	RIC150F	31
PFNB...S	93	R		RNB150NST	92
PG8083	137	R515-50...	110	RNB150S	92
PGA150NPSH	90	R515-50CBF	110	RRH15168	117
PGA...NST	90	R515-50CBF/F	110	RRH15168F	117
PHFA6	127, 136	R515-50.../F	110	RS15...	117
PHFA-B-A	127	R515U50...	110	RS15...F	117
PHW	96	R515U50CBF	110	RSE....F	139
PLUG...F-C	78	R515U50CBF/F	110	RSE....F-C	139
PLUG...S-C	78	R515U50.../F	110	RSF...F	61
PN15	94	R515U100CBF	110	RSF..F..T	61
PN15CF	94	R515U100CBF/F	110	RSFSA...F	63
PN15F	94	R515U100.../F	110	RSFSA..F..T	63
PN15NYFD	94	R515U...RAF	110	RSM...F	64
POLYHA....	58	R515100...	110	RSM..F..T	64
POLYHA15S15F	58	R515100CBF	110	RSM...S	64
POLYHA2515F	58	R515100CBF/F	110	RSMSA25F..T-Z	63
POLYHA2520T	58	R515100.../F	110	RSMSA250F-Z	63
PP250F	80	RD15...	117	RSMSA...F	63
PPDV75	18	RD253	117	RSMSA..F..T	63
PPSO150.	126	RD253F	117	RTW150	118
PRC	120	RD15193F	117	RV250	23
PRC-SPANISH	120	REP250PT	39	RWDGV250F	15
PRN...F	120	REP400AS/SP	39	RWDGV3025F	15
PRN...F-C	120				

S.....	117	SM515W50...	109	TPG	45
S6175	19	SMB450	74	TWGV25	137
S6175S	19	SMB1525	74		
S7100	19	SM...F	64	U	
S7100-15	19	SM...F-D	64	UHGV250F	17
S7100-15S	19	SM...F-T	64	UHGV250F-D	17
S7337S	19	SM...F-T-D	64	UHGV250-W	17
SAHW	95	SM...NYC	64	UPP250•	84
SBDV••	13	SM...NYFD	64	UPP250F	136
SBV...	25	SM...S	64	UPP250F-SPEC	84
SBV2525	25	SM...S•F	64	UPPT	84
SC...ABS	74	SS....	38	UPPT...	84
SC...-NL	74	SSA....	73	USW	95
SCS4025F	32	SSA30-...	73		
SCS4025NYFD	32	SSV...	29	V	
SCVV400	13	SSV3-...	29	VMIL...	12
S.....F	117	SSV4-...	30		
SFBTFLY....F	28	SSVJ...	30	W	
SF...F	61	SSVJ-RK	141	WDGV250NYFD	14
SF...F-•	61	ST...	132	WDGV...F	14
SF...F-D	61	STW...	118	WDH•BK50RAS	104
SF...F•T	61	SW••	98	WDH•BK50RAT	104
SF...F•T-D	61	SW...	118, 136	WDH•BK50UC	103
SF...NYFD	61	SW153	98	WDH•BK100RAS	104
SF...NYFD-•	61	SW250	45	WDH•BK100RAT	104
SF...NYFD•T	61	SW300F	45	WDH•BK100UC	103
SF...S	61	SW1530	98	WDH•BK100RAF	104
SFSA30-....F	71	SWB-2	98	WDH•BK•GAX	105
SFSA30-....F-LH	71	SWB-S-•	98	WDH•BK•KAF	105
SFSA....F	70	SW...F	118	WDH•BK•KAS	105
SFSA....F-LH	70	SWG300-4	137	WDH•BK•RAF	104
SFSA....S	70	SWRG80-250-4	137	WDN150	81
SGP...	74	SW-S400	98	WDN150NST	81
SGS...-NL	74	SZW2	98	WHYD....F	140
SGV...	21	SZW2-NL	98	WP2H-...	42
SGV30-...	21			WP2H...•	42
SGV...F	12	T		WP2H-ASSP-•	42
SGVF...	12	TCS....F	34	WP3H...•	42
SIC250F	31	TCS....F-•	34	WP3H-ASSP-•	42
SIC250F-•	31	TDV...	18	WP3HH-PT-•	42
SJBV...	27	TFN150-...	88	WP3H-PT-•	42
SJBV-RK	141	TFN150NST-...	88		
SL...	93	TMPF15S	141		
SL075GHT	93	TMPF...F	141		
SL150NST	93	TMPM...F	141		

		<i>Brass, continued</i>			
A		Rocker lug	47, 52, 59, 61, 63, 64	C	
Adapters		Special Thread Program	146	Cam and groove	
Brass		Caps	75	Adapters	68
Pin lug	43, 44, 47, 50, 51, 58, 59, 61, 64, 68	Caps and plugs	78	Couplers	68
Rocker lug	47, 52, 59, 61, 63, 64	Connections	31	Caps	
British instantaneous	66, 67	Roof	36, 38	Aluminum	76, 80
Double male	46-48	Domestic	58-60	Brass	75
Female to male	55-58, 114	Hex nipples	46, 47, 55-58, 63, 114	Breakable	80
Forestry	129	Hydrant adapters	50-51	British instantaneous	67
Polycarbonate		Hydrant body	40, 41	Hydrant, iron	78
Rocker lug	58	Identification plates	39	Plastic	79
Aluminum		Monitors	86	Polycarbonate	80
Adapters		Nipples		Specialty	78
Long handle	67, 70, 71	Double male hex	46-48	Stainless steel	78
Rocker lug	70, 71	Female to male hex	55, 56, 57, 58, 114	Thermoplastic	79
Cam and groove adapters	68	Washdown	81	Universal hose	79
Caps	76	Nozzles		Chains	
Breakable	80	Adjust-A-Power	84	Jack	78
Hydrant booster	23	Ball shutoff	82	Check valves	13
Manifolds	27	Fog	81-85	Connections	
Nozzles		Garden hose	84	Brass	31
Street cleaning	86	Master Stream	86	Concealed type	35
Plugs	78	Monitor	86	International shore	140
Storz		Plain hose	83	Roof	36-38
Adapters	70, 71, 73	Rack	83	Siamese	32-34
Bracket	74	U.S. Coast Guard Approved	85	Single inlet	31
Caps	74	Plugs	77	Constant flow nozzle	87
Gaskets	74	Sidewalk assemblies	35	Couplings	
Rigid	69, 72	Swivels	59, 61, 64	Booster hose	119
Swivels	70, 71	Valves		D	
Valves		Adj. press. restricting device	9	Diffuser	16
Ball	25-27	Adjustable angle	8	Dry hydrant	
Butterfly	28	Angle	9-11	Low level strainer	131
Gate	20-23	Chicago pattern	13	Strainers	131-135
Automatic drain vent valve	18	Drip	13	E	
Axe	127	Gate	14-17	Elbows	
B		Pressure reducing	7	Angle	139
Backflow preventer	138	Sprinkler hose	18	Continuous swivel	139
Ball		Straight globe	12	Storz	71
Shut-off	89-90	Wharf hydrant	140	Suction	139
Brass		Wall plate	42	Expansion	
Adapters		Wyes		Machines	115, 155
		¼ turn ball type	19		
		¼ turn plug type	19		

		<i>Fire hose, continued</i>		H	
Expansion ring couplings	117, 129	Nipples	46, 55-58, 114, 120	Hose	
Expansion unit assembly	117	Nozzles	81-94, 126	300# single jacket	106
F		Pin rack	120	400# nitrile covered	111
Fire hose		Plugs	77, 78	500# single Jacket	107-108
Adapters	12, 47-54, 58, 60-66, 68, 73	Pin lug	77	800# double jacket	108
Pin lug	43, 44, 47, 50, 51, 58, 59, 61, 64, 68	Rocker lug	77	Cabinet	136
Rocker lug	47, 49, 52-54, 58-65, 70, 71	Pump test headers	42	Chemical	113
Axe	127	Push pull drain valve	18	Expanders	115
British instantaneous fittings	66, 67	Rack	83, 110, 120, 123, 125	Fire	99-112
Cabinet	136	Rectangular identification plates	39	Mill	99-102
Cam and Groove	68	Reels	121-125	Mop Up	128
Caps	75, 76, 78, 79, 80	Replacement betainer plugs	142	MSHA approved	109
Pin lug	75	Replacement swivel	45	Nitrile	103-105, 111, 112
Rocker lug	75	Roller	138	Non-collapsible	114
Cap test gauges	78	Round identification plates	39	Non weeping	128
Connections	31-34, 36-38, 140	Siamese clappers	32-35	Potable water	109
Couplings	117	Single jacket 500#	107	Rack	110, 120, 123, 125
Threaded	116	Snoots	43, 44	Racks	125
Elbows	139	Spanner wrenches	95-98	Reels	121-125
Storz	71	Sprinkler line tester	137	Roller	138
Flange	72	Storz	21-25, 27-30, 69-74, 95, 98, 115, 131-133	Storage	136
Forestry mop up	128	Storz fittings	95, 98, 132, 133	Hose couplings	
Gaskets	92, 93	Strainers	127, 131-135	Booster	119
Gauges	137	Suction	63, 64, 67, 74, 97, 139	Expansion rings	118
Hand hydrotest pump	138	Swivels	19-24, 26, 28-30, 45, 59-65, 67, 70, 71, 118, 122, 131, 133, 139, 142	Swivel	122
Hose	99-113, 100-114, 128	Tank	135	Washers	118
Hose couplings	117, 119	Valves	6-28, 127, 135	Hydrant	
Hydrant		Wall plates	42	Adapters	50-52, 58
Caps	78, 79	Washers	118	Boosters	23
House	136	Wrenches	95-98, 127	Caps	78, 79
Wrenches	95-97	Flanged		Concealed two way wall	40
Hydrants		Storz	72	Connections	31
Adapters	50, 52, 58, 68	Fog nozzles	87, 88	Diffuser	16
Boosters	23	G		Gate valves	16, 17
Concealed two way wall	40	Gaskets	74, 92, 93	House	136
Connections	31	Gauges	137	Wharf	140
Gate valves	16, 17	Line test	137	Wrenches	95-97
Wharf	140	PITOT	137	J	
Layflat hose cutter	116	Sprinkler system	137	Jack chains	78
Manifolds	27	Three way	137		
Menders	116				
Monitors	86				

M		P		Storz fittings	95, 98, 132, 133
Manifolds		Play pipes	84	Strainers	
Aluminum	27	Plugs		Barrel	132
Monitor		Adjust-A-Plug	80	Basket	132
Brass nozzle	86	Aluminum	78	Floating	133
Omega™	86	Brass	77	Foot valve	127, 135
Steel FirePro™	86	British instantaneous	67	Low level	131, 135
		FDC	80	Polypropylene	134
N		Polycarbonate		Standard	132
Nipple		Hydrant adapters	58	Stream	135
Pin rack	120	Pump adapters	46	T	
Nipples		Push pull drain valve	18	Test and drain valves	18
Brass female to male	55-58, 114	R		V	
Brass male hex	46, 47	Racks		Valves	
Nitrile washdown hose	103-105	Fire hose	120	Aluminum	
Northline	49	Racks, hose		2-way ball	25, 26
Nozzles		Saddle	125	3-way ball	27
4AN military with fog tip	85	Reels, hose		Butterfly	28
Adjustable constant gallonage	90	Continuous flow	121-122	Gate valves	20-25
Adjustable tri-flo selectable gallonage	91	Covers	124	Jumbo ball	27
Adjust-A-Power	84	Swing type	124	Large diameter	21-23
Ball shutoff	82, 89, 90, 126	Heavy duty	124	Relief	
Constant flow	87, 90, 94	Pipe brackets	124	Piston intake	24
Dual gallonage constant flow	91	V swing	123	Brass	
Econo fog	88	S		500# angle	11
Fog	81-85, 87	Screw pitch gauge	45	Adj. press. restricting device	9
Forestry	87-88	Shore connections	140	Angle	8-11
Garden hose	84, 88	Shut-off		Automatic drain vent	18
Industrial pistol grip	88	Nozzles	89	Chicago pattern	13
Master Stream	86	Siamese	29, 30, 32-35, 38, 41, 42	Domestic	8
Monitor	86	Snoots	43, 44	Drip valves	13
Pistol grip adapter	90	Special city threads	57	Gate	14-17
Plain hose	83	Special Thread Program	146	Grooved inlet	10
Rack	83	Sprinkler system gauge	137	Pressure restricting	8, 9
Single gallonage	90, 91	Storz		Sprinkler hose	18
Street cleaning	86	Accessories	74	Straight globe	12
Thermoplastic	92	Adapters	69, 70, 73	Test and drain valves	18
Tips	82	Bracket	74	Wedge disc	14, 15
TriFlow fog	88	Caps	74	Check	13
U.S. Coast Guard Approved	85	Gaskets	74	Foot	127, 135
Washdown	81	Rigid	69, 72	Wye	127
NYFD	9, 11, 14, 16, 32, 33, 36,	Swivels	70, 71		
	44, 45, 48, 51, 57, 59, 63, 64, 146				

W

Washers

Fire hose coupling 118

Wharf hydrants 140

Wrenches

Spanner 95-98, 127

Storz 95, 98

Wyes

Aluminum

2-way siamese 29

3-way siamese 29

4-way siamese 30

¼ turn ball 26

Jumbo siamese 30

Plain 26

Brass

¼ Turn 19

Full flow 19

Plain 16

Limited Warranty

DIXON VALVE AND COUPLING COMPANY (herein called "Dixon") warrants the products described herein, and manufactured by Dixon to be free from defects in material and workmanship for a period of one (1) year from date of shipment by Dixon under normal use and service. Its sole obligation under this warranty being limited to repairing or replacing, as hereinafter provided, at its option any product found to Dixon's satisfaction to be defective upon examination by it, provided that such product shall be returned for inspection to Dixon's factory within three (3) months after discovery of the defect. The repair or replacement of defective products will be made without charge for parts or labor. This warranty shall not apply to: (a) parts or products not manufactured by Dixon, the warranty of such items being limited to the actual warranty extended to Dixon by its supplier; (b) any product that has been subject to abuse, negligence, accident, or misapplication; (c) any product altered or repaired by others than Dixon; and (d) to normal maintenance services and the replacement of service items (such as washers, gaskets and lubricants) made in connection with such services. To the extent permitted by law, this limited warranty shall extend only to the buyer and any other person reasonably expected to use or consume the goods who is injured in person by any breach of the warranty. No action may be brought against Dixon for an alleged breach of warranty unless such action is instituted within one (1) year from the date the cause of action accrues. This limited warranty shall be construed and enforced to the fullest extent allowable by applicable law.

Other than the obligation of Dixon set forth herein, Dixon disclaims all warranties, express or implied, including but not limited to any implied warranties of merchantability or fitness for a particular purpose, and any other obligation or liability. The foregoing constitutes Dixon's sole obligation with respect to damages, whether direct, incidental or consequential, resulting from the use or performance of the product.

Some products and sizes may be discontinued when stock is depleted, or may require a minimum quantity for ordering.

Limits of Liability

This catalog is intended as a product offering. It is not intended to be a user or technical manual. Information in this catalog is subject to change without notice. All users and distributors of products sold through this catalog should contact Dixon™ with questions of use, compatibilities, coupling procedures and life of product. Our full-time engineering and test staff is always available to recommend uses and to assist distributors and users with any questions.



Safety



Safety logos, which appear throughout our catalog, are used as a reminder that the user should carefully review for the appropriateness of the product for the media, application and environment in which it will be used.

NOTE: Because of the health hazards associated with contamination and lead content in drinking water systems, Dixon™ couplings, unless otherwise specifically approved, are not recommended for potable water service and should not be used in applications where drinking water will contact the wetted surfaces of the coupling.

Warning: Dixon™ products may contain chemicals known to the State of California to cause cancer, birth defects, or other reproduction harm.

Copyright

Copyright © 2016 by Dixon Valve and Coupling

All rights reserved. This book is copyrighted material. Use, reproduction or copying of it by anyone other than Dixon™ is strictly forbidden without its express written consent.

GOODYEAR
GOODYEARBELTING.COM

Call Toll Free: 1-866-711-4673
International: +1-727-342-5086

We Ship
World Wide

A Brass Valves & Wyes
pages 6-19

B Aluminum Valves & Wyes
pages 20-30

C Connections
pages 31-45

D Adapters
pages 46-68

E Storz Adapters
pages 69-74

F Caps & Plugs
pages 75-80

G Nozzles
pages 81-94

H Wrenches & Tools
pages 95-98

I Hose
pages 99-116

J Hose Couplings
pages 117-119

K Racks & Reels
pages 120-125

L Forestry Fire
pages 126-129

M Dry Hydrants & Strainers
pages 130-135

N Specialties
pages 136-141

O Technical
pages 142-156

United States

Albany, NY
ph 518.725.0998
178A Corporate Drive
Gloversville, NY 12078
fx 518.725.8542

Atlanta, GA
ph 770.486.9819
101 T.D.K. Boulevard
Suite A
Peachtree City, GA 30269
fx 770.486.9813

Dallas, NC
ph 704-376-5755
2925 Chief Court
Dallas, NC 28034
fx 704-376-1557

Chestertown, MD
ph 800.355.1991
800 High Street
Chestertown, MD 21620
fx 800.283.4966

Chicago, IL
ph 630.323.3716
1011 N. Hilltop Drive
Itasca, IL 60143
fx 630.323.4120

Cleveland, OH
ph 330.425.3000
1900 Enterprise Parkway
Twinsburg, OH 44087
fx 330.425.1527



The Right Connection®

Dixon Fire
800 High Street
Chestertown, MD 21620
Customer Service: 877.712.6179
Fax: 800.283.4966

Houston, TX
ph 713.678.4291
6525 Homestead Road
Houston, TX 77028
fx 713.678.8105

Kansas City, MO
ph 816.221.0064
1244 Saline Street
N. Kansas City, MO 64116
fx 816.221.1108

Los Angeles, CA
ph 909.605.6400
8840 Flower Road
Suites 150/160
Rancho Cucamonga, CA 91730
fx 909.605.6200

Portland, OR
ph 503.289.0400
2642 North Marine Drive
Portland, OR 97217
fx 503.289.0600

Salt Lake City, UT
ph 801.972.1180
McGillis Ind. Pk. Bldg., #4
1972 South 4370 West
Salt Lake City, UT 84104
fx 801.972.8063

Tampa, FL
ph 813.247.3500
5120 Adamo Drive
Suite E
Tampa, FL 33619
fx 813.247.7910

International

Edmonton, Alberta, Canada
ph 780.469.5444
fx 780.463.9205

Innisfil, Ontario, Canada
ph 705.436.1125
fx 705.436.6251

Montreal, Quebec, Canada
ph 514.422.9292
fx 514.422.0166

Wingfield SA, Australia
ph 61.8.8202.6000
fx 61.8.8202.6099

Preston, England
ph 44.1.77.232-3529
fx 44.1.77.231.4664

Troisdorf-Spich, Germany
ph 49.2241.84406.0
fx 49.2241.8440679

Monterrey, Mexico
ph 52.81.8354.5649
fx 52.81.8354.8197

dixonvalve.com



customer service



More Tools & Equipment

GOODYEAR
GOODYEARBELTING.COM

Call Toll Free: 1-866-711-4673
International: +1-727-342-5086

**We Ship
World Wide**