

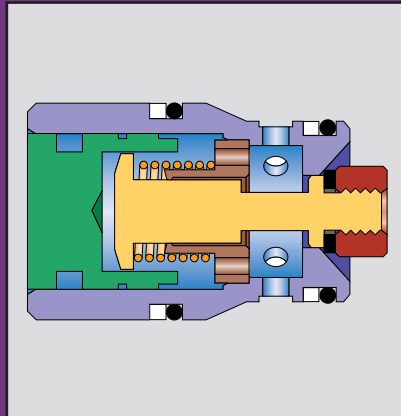
CAC Pilot Check Valve Cartridge



- ◆ 3500 psi (241 bar) working pressure, 5000 psi (345 bar) intermittently
- ◆ Flow rates to 50 gpm (189 l/min)
- ◆ Steel Construction
- ◆ Three standard spring pressures
- ◆ Pilot ratio - 4:1
- ◆ Air Pilot option available

Features

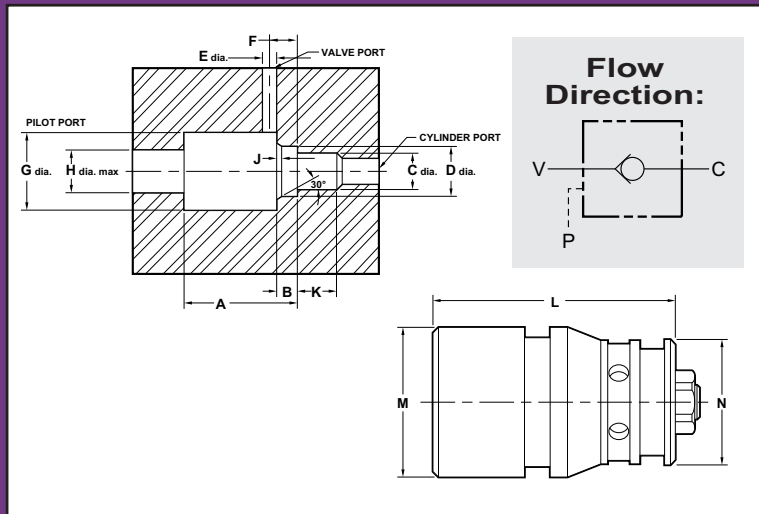
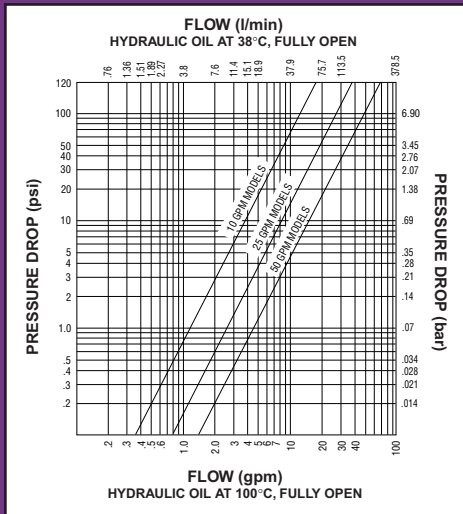
Designed for use in hydraulic circuits requiring less than 1 DPM leakage. These drop-in cartridge valves lock an actuator or part of a circuit until pilot pressure is applied. Features include durable molded nylon poppet seal, damping port in poppet guide, hardened steel body and poppet.



*Dimensions and Specifications

Model		A	B	C	D	E	F	G	H	J	K	L	M	N
CAC 10	IN.	1.204	.248	.500	.629/.625	.250	.390	.745/.750	.437	.030	.300	1.20	.74	.62
	MM	30.6	6.3	12.7	16.0/15.9	6.4	9.9	18.9/19.0	11.0	.76	7.6	30.5	18.8	15.7
CAC 25	IN.	1.776	.230	.680	.879/.875	.531	.520	1.004/1.000	.500	.025	.400	1.78	.99	.87
	MM	45.1	5.8	17.3	22.3/22.2	13.5	13.2	25.5/25.4	12.7	.64	10.2	45.2	25.1	22.1
CAC 50	IN.	2.291	.284	1.060	1.316/1.312	.592	.600	1.504/1.500	1.000	.025	.476	2.29	1.49	1.30
	MM	58.2	7.2	26.9	33.4/33.3	15.1	15.2	38.2/38.1	25.4	.64	12.1	58.2	37.8	33.0

CPC/CAC Pressure Drop



Note: Gallons shown are in U.S. gallons

- 7 -

*Dimensions shown are for NPTF ported valves