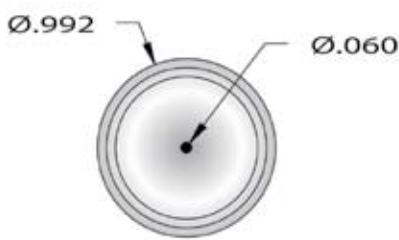


# CRIMP FITTINGS

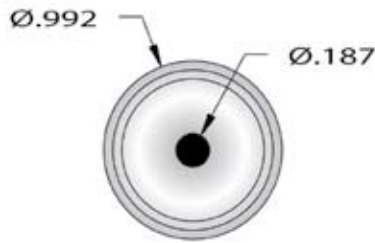
## Sanitary Fittings

### Dimensions for Sanitary Fittings

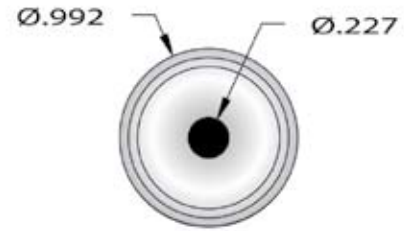
These actual size drawings are provided to eliminate sizing errors when specifying sanitary fittings. The outside diameter is the same for 1/8", 1/4", 3/8", 1/2" and the 3/4" (mini) styles. For your convenience and ordering accuracy, all of these drawings may be used as sizing, I.D. and O.D. patterns.



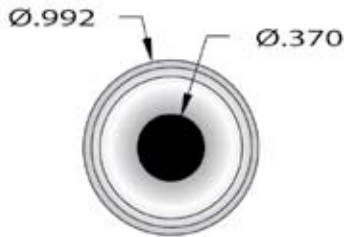
1/8" MINI T.C.



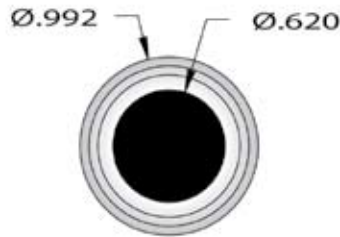
1/4" MINI T.C.



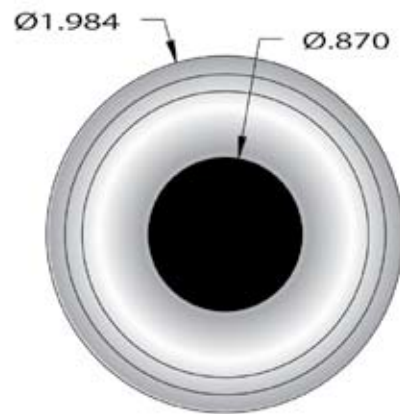
3/8" MINI T.C.



1/2" MINI T.C.



3/4" MINI T.C.



1" T.C.

Smoothbore  
PTFE Hose

Convuluted  
PTFE Hose

Flare Seal  
Hose

Silicone  
Hose

Specialty  
Hoses

Fittings  
Crimp

Accessories

Technical  
Help

Warranty



Parker Hannifin, Parflex Division