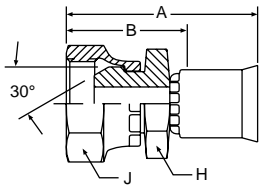


INDUSTRIAL 91N FITTINGS

10791N Female Pipe Swivel

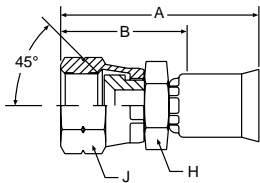


91N Series Permanent

*Part Number	B	C	Thread Size		Tube Size		Cutoff Allow. B		H Hex	J Hex	
			Inch	Inch	Inch	MM	Inch	MM	Inch	Inch	
10791N-4-4	+		1/4-18	-4	1/4	1.50	38	15/16	24	9/16	11/16
10791N-6-6	+		3/8-18	-6	3/8	1.67	42	1	25	5/8	7/8
10791N-8-8	+		1/2-14	-8	1/2	1.83	46	1-1/8	29	3/4	1
10791N-12-12	+		3/4-14	-12	3/4	2.09	53	1-5/16	33	1	1-1/4
10791N-16-16	+		1-11-1/2	-16	1	2.26	57	1-5/16	33	1-3/16	1-3/8

* Brass nipple, steel nut and shell.
 B – Brass nipple, brass nut and shell.
 C – All components 300 series stainless steel.

10891N SAE 45° Swivel

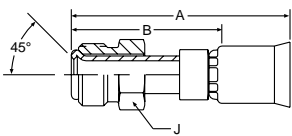


91N Series Permanent

*Part Number	S	C	Thread Size		Tube Size		Cutoff Allow. B		H Hex	J Hex	
			Inch	Inch	Inch	MM	Inch	MM	Inch	Inch	
10891N-6-6		+	5/8-18	-6	3/8	1.69	43	1-1/16	27	5/8	3/4
10891N-12-12	+	+	1-1/16-14	-12	3/4	2.12	54	1-5/16	33	1	1-1/4

* Brass nipple, steel nut and shell.
 S – Steel nipple, nut and shell.
 C – All components 300 series stainless steel.

12891N Male Inverted Swivel–Straight



91N Series Permanent

*Part Number	B	C	Thread Size		Tube Size		Cutoff Allow. B		J Hex	
			Inch	Inch	Inch	MM	Inch	MM	Inch	
12891N-4-4	+	+	7/16-24	-4	1/4	2.09	53	1-1/2	38	7/16
12891N-5-5	+	+	1/2-20	-5	5/16	2.15	55	1-9/16	40	1/2
12891N-5-6	+	+	1/2-20	-6	3/8	2.23	57	1-9/16	40	1/2
12891N-6-6	+	+	5/8-18	-6	3/8	2.23	57	1-9/16	40	5/8
12891N-8-8	+	+	3/4-18	-8	1/2	2.31	59	1-5/8	41	3/4
12891N-10-10	+	+	7/8-18	-10	5/8	2.43	58	1-3/4	44	7/8
12891N-12-12	+	+	1-1/16-16	-12	3/4	2.50	64	1-11/16	43	1-1/16

* Steel nipple, tube, nut and shell.
 B – Steel nipple, tube, nut and shell.
 C – All components 300 series stainless steel.

(+) Non Standard. See page 2 for information on non-standard products.

Smoothbore PTFE Hose
 Convoluted PTFE Hose
 Flare Seal Hose
 Silicone Hose
 Specialty Hoses
 Fittings Permanent
 Accessories
 Technical Help
 Warranty