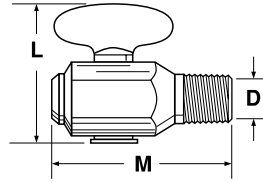


Drain Cock DCR601

Temperature Range: -30° to +250° F

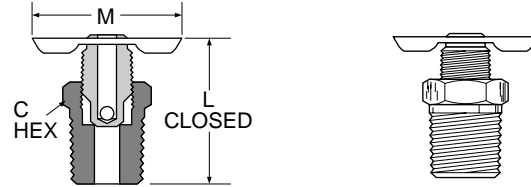
PART NO.	PIPE THREAD	L	M	FLOW DIA. D
DCR601-4	1/4	1.41	1.73	.188



Internal Seal Drain Cock DC602

Temperature Range: -65° to +250° F

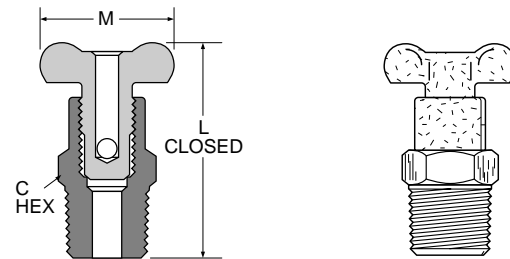
PART NO.	PIPE THREAD	C HEX	L	M
DC602-2	1/8	13/32	.92	1.25
DC602-4	1/4	9/16	.94	1.25



Drain Cock DC603

Temperature Range: -65° to +250° F

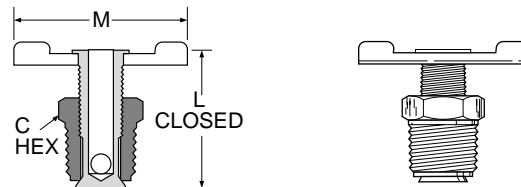
PART NO.	PIPE THREAD	C HEX	L	M
DC603-2	1/8	1/2	1.41	1.00
DC603-4	1/4	5/8	1.54	1.16
DC603-6	3/8	11/16	1.63	1.16



External Seal Drain Cock DC604

Temperature Range: -25° to +250° F

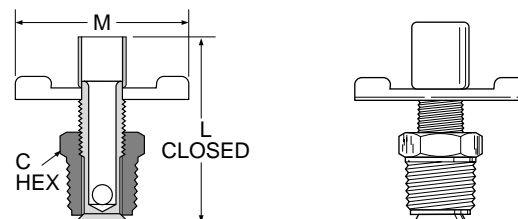
PART NO.	PIPE THREAD	C HEX	L	M
DC604-2	1/8	7/16	.85	1.25
DC604-4	1/4	9/16	1.00	1.38
DC604-6	3/8	11/16	1.22	1.68



External Seal Drain Cock DC606

Temperature Range: -65° to +250° F

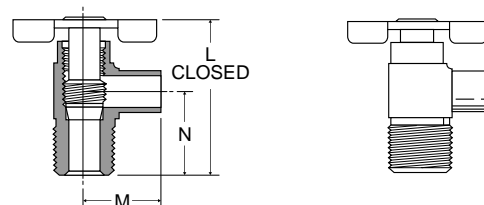
PART NO.	PIPE THREAD	C HEX	L	M
DC606-4	1/4-18	9/16	1.50	1.38



Bib Drain Valve DC607

Temperature Range: -65° to +250° F

PART NO.	HOSE SIZE	PIPE THREAD	FLOW	L	M	N
DC607-4	3/8	1/4	.31	1.32	.67	.71



J