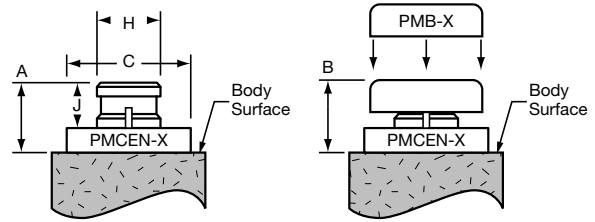


Cartridge Dimensions

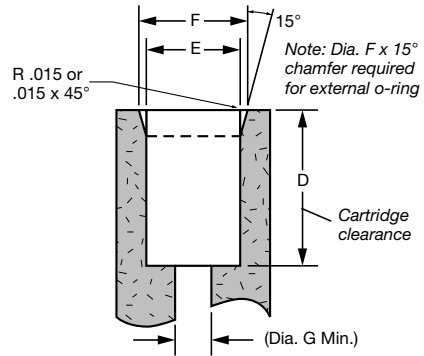
TUBE SIZE	A	B	C DIA.	H DIA.	J
1/8	.18	.21	.406	.18	.10
5/32	.18	.21	.406	.21	.10
3/16	.18	.21	.437	.24	.10
1/4	.18	.21	.500	.31	.10
3/8	.18	.21	.750	.43	.10
1/2	.18	.21	.875	.56	.10



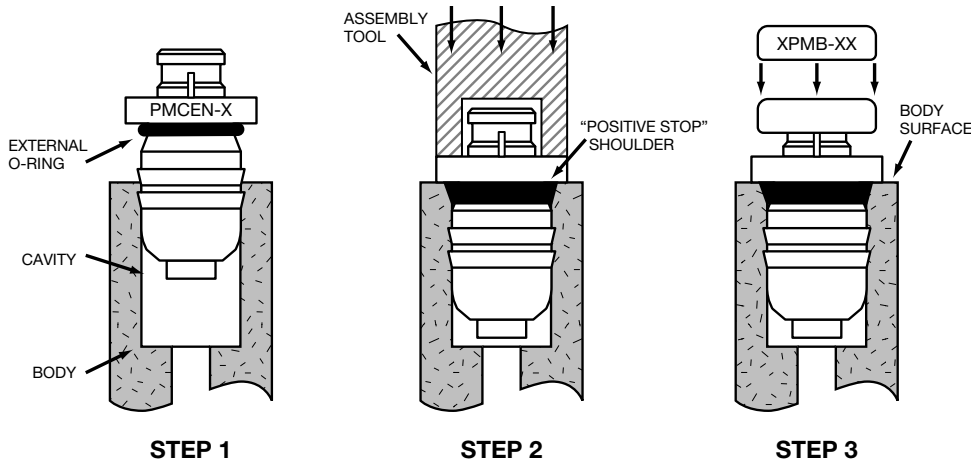
Cavity Dimensions

for use with glass filled nylon and acetal

TUBE SIZE	E DIA. ± .002	F DIA. ± .002	G DIA. MIN.	D MIN.
1/8	.326	.358	.094	.43
5/32	.326	.358	.125	.43
3/16	.357	.389	.156	.43
1/4	.433	.465	.188	.46
3/8	.648	.696	.312	.65
1/2	.769	.817	.375	.78
5/8	.898	.946	.500	1.00
3/4	1.103	1.151	.625	1.00



PMCEN Cartridge Installation Instructions



PMT CER Cartridge Installation Instructions

