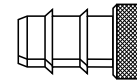
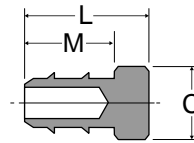


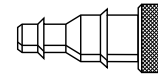
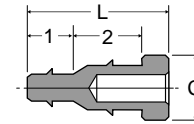
**Plug 20**

PART NO.	TUBE O.D.	TUBE I.D.	C DIA.	L	M
20-4	1/4	.170	.290	.56	.41
20-6	3/8	.250	.390	.68	.44
20-8	1/2	.377	.577	.81	.56



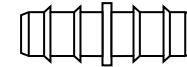
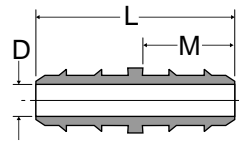
**Plug Adapter 20**

PART NO.	TUBE O.D. 1	TUBE I.D. 1	TUBE O.D. 2	TUBE I.D. 2	C DIA.	L
20-4-5/32	5/32	.096	1/4	.170	.290	.65



**Union 22**

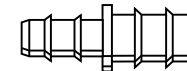
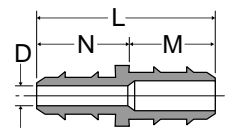
PART NO.	TUBE O.D.	TUBE I.D.	L	M	FLOW DIA. D
22-5/32	5/32x5/32	.096x.096	.59	.28	.062
22-4	1/4x1/4	.170x.170	.84	.41	.120
22-6	3/8x3/8	.250x.250	.94	.44	.187
22-8	1/2x1/2	.375x.375	1.19	.56	.312



**F**

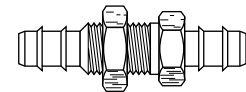
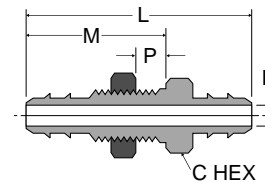
**Union Reducer 22**

PART NO.	TUBE O.D.	TUBE I.D.	L	M	N	FLOW DIA. D
22-4-5/32	1/4x5/32	.170x.096	.72	.41	.28	.062
22-4-6	1/4x3/8	.170x.250	.88	.44	.41	.120
22-4-8	1/4x1/2	.170x.375	1.06	.56	.41	.120
22-6-8	3/8x1/2	.250x.375	1.06	.56	.44	.187



**Bulkhead Union 22BH**

PART NO.	TUBE O.D.	TUBE I.D.	ST. THD.	C HEX	P MAX.	L	M	FLOW DIA. D	BLKHD HOLE DIA.
22BH-4-4	1/4	.170	5/16-24	7/16	.219	1.38	.78	.120	5/16
22BH-6-6	3/8	.250	3/8-24	7/16	.375	1.63	1.00	.187	3/8



**Union 22CA**

Tube to Compress-Align

PART NO.	TUBE O.D.	TUBE I.D.	CA TUBE	C HEX	L	M	FLOW DIA. D
22CA-4-4	1/4	.170	1/4	7/16	1.15	.41	.120

