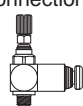

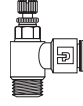
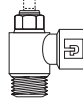
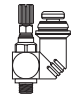
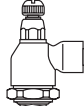
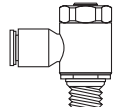
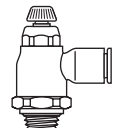
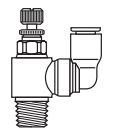
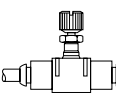
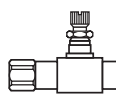
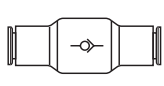
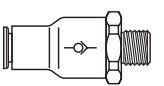
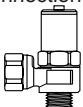
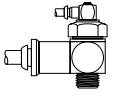
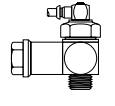
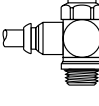
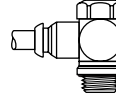
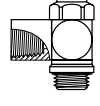
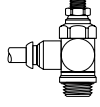
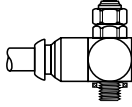

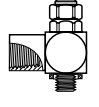
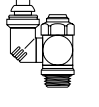
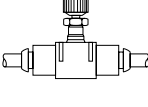
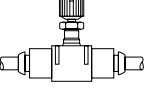
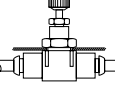
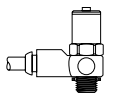
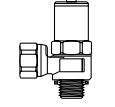
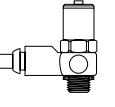
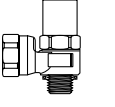
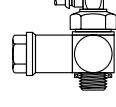
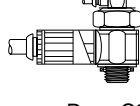
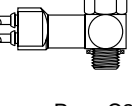
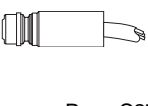
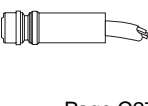
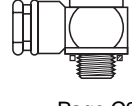


<p>Right Angle Flow Controls</p>	<p>FC701 Push-In Connection</p>  <p>Page C5</p>	<p>FC702 Threaded Connection</p>  <p>Page C5</p>	<p>FCM701 Miniature</p>  <p>Page C6</p>	<p>FCM703 Miniature</p>  <p>Page C6</p>	<p>FCS701 Swivel Outlet</p>  <p>Page C5</p>	<p>FC705 Metal</p>  <p>Page C7</p>
<p>FCC701 Knobless Compact</p>  <p>Page C7</p>	<p>FCC703 Compact</p>  <p>Page C7</p>	<p>FCS703 Swivel Outlet</p>  <p>Page C6</p>	<p>In-Line Flow Controls</p>	<p>FC800 Push-In Connection</p>  <p>Page C22</p>	<p>FC806 Threaded Connection</p>  <p>Page C22</p>	
<p>Non-Return Valves</p>	<p>NRV800 In-Line</p>  <p>Page C32</p>	<p>NRV808 Male</p>  <p>Page C32</p>	<p>Slow Start Valves</p>	<p>FC902 Threaded Connection</p>  <p>Page C14</p>		
<p>Blocking Valves</p>	<p>FC601 Push-In Connection</p>  <p>Page C18</p>	<p>FC602 Threaded Connection</p>  <p>Page C18</p>	<p>Metric Right Angle Flow Controls</p>	<p>PT4/8PB Exhaust Flow</p>  <p>Page C10</p>	<p>PTFA4/8PB Inlet Flow</p>  <p>Page C10</p>	<p>PTF4 Exhaust Flow</p>  <p>Page C10</p>
<p>PTFL4/8PB Exhaust Flow</p>  <p>Page C12</p>	<p>PTFAL8PB Inlet Flow</p>  <p>Page C12</p>	<p>PTFL4/8 Exhaust Flow</p>  <p>Page C12</p>	<p>PTFAL8 Inlet Flow</p>  <p>Page C12</p>	<p>PTF4/8E6PB Swivel Outlet</p>  <p>Page C13</p>		
<p>Metric In-Line Flow Controls</p>	<p>PTFIPK Metric Push-In</p>  <p>Page C23</p>	<p>PTFMIPK Ultrafine Adjustment</p>  <p>Page C24</p>	<p>PTFIWPK Panel Mountable</p>  <p>Page C24</p>			
<p>Metric Slow Start Valves</p>	<p>PCV4PK Power Valve Version</p>  <p>Page C16</p>	<p>PCV4 Power Valve Version</p>  <p>Page C16</p>	<p>PIV4PK System Isolating</p>  <p>Page C16</p>	<p>PIV4 System Isolating</p>  <p>Page C16</p>	<p>Metric Blocking Valves</p>	<p>PWB Metric</p>  <p>Page C20</p>
<p>Metric Combination Valves</p>	<p>PWR-HB / PWR-HE Metric</p>  <p>Page C25</p>	<p>Metric Sensor Valves</p>	<p>PTP4/8PB Pneumatic Output</p>  <p>Page C26</p>	<p>PWS-M Sensor-Electrical</p>  <p>Page C27</p>	<p>PWS-E Sensor-Electrical</p>  <p>Page C27</p>	<p>PWS-B Banjo Socket</p>  <p>Page C27</p>