

**GAS BALL VALVES**

**ISO 9002 Manufacturer  
FEATURES**

**Made in Italy**



CSA AGA 3.88 5 PSIG



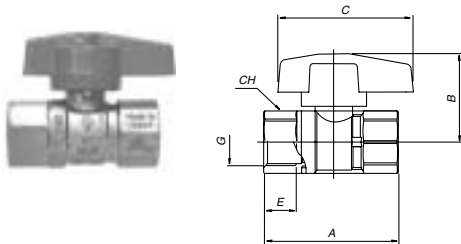
Manual Valve  
LISTED  
Threaded NPT  
UL 842, UL 258, UL 125

**VALVES**

- Solid chrome plated brass ball
- Bottom entry
- Blow out proof design.
- Double viton o-rings stem seals
- Teflon seats for durability.
- Forged construction for greater strength
- Larger ports for increased flow capacity.
- For use with natural, manufactured, mixed Liquefied, petroleum and LP gas-air mixtures.

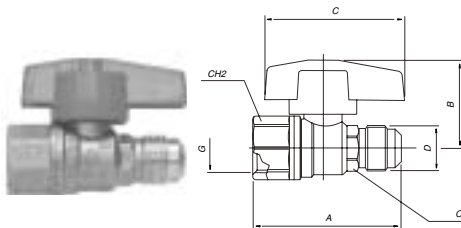
- Deeper thread connections. Smooth quarter-turn.
- Manufactured to ANSI Z21.15, C.G.A. 9.1-M81, 9.2-M88, 1/2 psig. 372 also to A.G.A. 3-8, C.G.A. CR91-002, 2 psig.
- Red Reversible handle.
- May be used with water 400 WOG.

**GAS BALL VALVES  
FEMALE x FEMALE**



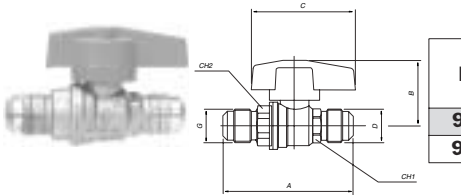
Part#	Size	Dimension Inches						PN in psi	Box	Case	List
	G	DN	A	B	C	E	CH				
943-212	1/2"	.31	1.96	1.57	3.43	.43	.98	600	20	240	11.32
943-213	3/4"	.39	1.96	1.57	3.43	.43	1.22	600	14	140	17.59

**APPLIANCE CONNECTOR VALVES  
FLARE x FEMALE**

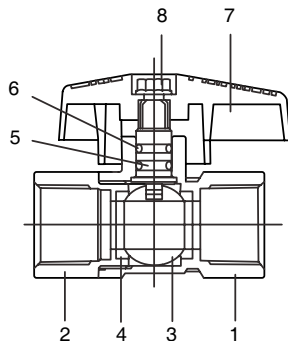


Part#	Size	Dimension Inches						Box	Case	List
	G	DN	A	B	C	CH1	CH2			
935-122	3/8 x 1/2	0.27	2.41	1.45	2.28	0.67	0.98	20	200	15.65
935-123	1/2 x 1/2	0.39	2.44	1.45	2.28	0.67	0.98	20	200	18.20
935-124	5/8 x 3/4	0.47	2.50	1.48	2.28	-	1.22	20	200	20.81

**FLARE x FLARE**



Part#	Size	Dimension Inches						PN in psi	Box	Case	List
	G	DN	A	B	C	CH1	CH2				
935-129	3/8 x 3/8	0.27	2.79	1.45	2.28	0.67	0.83	363	20	200	16.65
935-130	1/2 x 1/2	0.39	2.87	1.45	2.28	0.67	0.83	363	20	200	25.49



	Components	Materials
1	Body	Forged Brass
2	End Connection	Forged Brass
3	Ball	Forged Brass
4	Ball Seats	P.T.F.E.
5	Stem	Brass
6	O-Ring	NBR
7	Butterfly	Steel
8	Screw	UNI 5771 Steel

