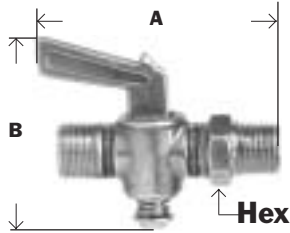


## BRASS FITTINGS

## SHUT-OFF COCKS

### COMPRESSION X MALE PIPE

\* See pg. 67 & 68 to order nut and sleeve separately.

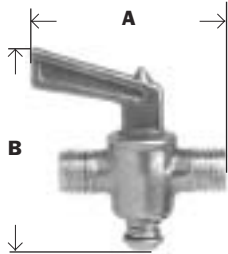


868 133C  
V304C VC206  
2068

Part #	Comp X Male Pipe	Ind. #	A	B	Hex	Approx. Wt. Lbs.	List Price
46-130	1/4" x 1/8"	27-C	1.87	1.81	0.51	0.14	17.25
46-131	1/4" x 1/4"	227-C	2.05	1.86	0.62	0.15	19.74
46-132	5/16" x 1/8"	29-C	2.05	1.90	0.50	0.16	16.32
46-134	3/8" x 1/4"	57-C	2.05	1.83	0.62	0.15	18.26
46-135	3/8" x 3/8"	557-C	2.05	2.30	0.62	0.18	27.77

### COMPRESSION X COMPRESSION

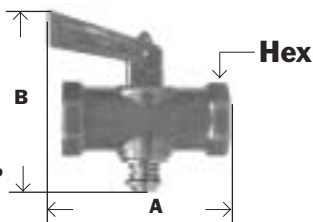
\* See pg. 67 & 68 to order nut and sleeve separately.



V3030F  
2062  
134C

Part #	Comp X Comp	Ind. #	A	B	Approx. Wt. Lbs.	List Price
46-140	1/4"	28-C	1.82	1.84	0.12	15.77
46-141	5/16"	30-C	1.84	1.88	0.14	17.56
46-142	3/8"	58-C	1.87	1.80	0.14	1.33
46-143	1/2"	68-C	2.21	2.32	0.22	29.03

### FEMALE X FEMALE PIPE

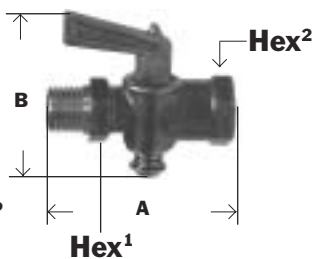


V403P  
132C  
875

Part #	Female Pipe X Female Pipe	A	B	Hex	Approx. Wt. Lbs.	List Price
46-151	1/8"	1.77	1.79	0.56	0.12	13.12
46-152	1/4"	2.28	1.82	0.69	0.20	13.65
46-152T*	1/4"	2.28	2.00	0.68	0.20	18.57
46-153	3/8"	2.44	2.28	0.81	0.30	22.04
46-154	1/2"	2.41	2.28	1.00	0.50	40.17

\* 150 PSI

### MALE PIPE X FEMALE

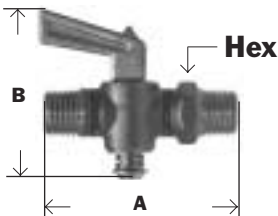


880  
V402P  
130C

Part #	Male Pipe X Female Pipe	Ind. #	A	B	Hex 1	Hex 2	Approx. Wt. Lbs.	List Price
46-160	1/8"	48-P	2.03	1.84	0.50	0.56	0.14	11.10
46-161	1/4"	49-P	2.26	1.84	0.69	0.69	0.18	11.38
46-161T*	1/4"		2.26	1.98	0.69	0.69	0.20	18.57
46-162	3/8"	50-P	2.33	2.28	0.82	0.82	0.28	25.72

\* 150 PSI

### MALE PIPE X MALE PIPE



1V401P  
890

Part #	Male Pipe X Male Pipe	Ind. #	A	B	Hex	Approx. Wt. Lbs.	List Price
46-165	1/8"	76-P	2.09	1.77	0.50	0.12	16.16
46-166	1/4"	77-P	2.22	1.84	0.70	0.17	17.40
46-166T*	1/4"		2.23	2.00	0.68	0.18	19.11
46-167	3/8"	78-P	2.43	2.24	0.82	0.22	25.72

\* 150 PSI

