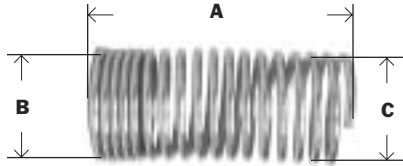


# BRASS FITTINGS

# D.O.T. AIR BRAKE - HOSES/ENDS

BRASS


## SPRING



Part #	Hose I.D.	A	B	C	Approx. Wt. Lbs.	List Price
38-351	3/8"	2.75	0.84	0.78	0.20	0.72
38-352	1/2"	2.75	1.10	1.10	0.22	1.05

#60SG      3380-C  
0901045      377


## UNION



Part #	Hose I.D.	Thread	A	Hex	Approx. Wt. Lbs.	List Price
38-318	3/8"	31/32-30	2.55	0.97	0.32	21.09
38-319	1/2"	1-1/8-20	2.55	1.12	0.48	35.23

#62HC      362  
3380B-Y0


## FEMALE CONNECTOR HOSE



Part #	Hose I.D. x Female ABS	A	Hex 1	Hex 2	Approx. Wt. Lbs.	List Price
38-357	3/8" x 3/4-20	1.96	0.87	0.97	0.24	21.54
38-358	1/2" x 7/8-20	2.1	1.06	1.12	0.38	28.08

#66ABS      3380B-Y7  
66RBSV      386


## MALE CONNECTOR



Part #	Hose I.D. x Male Pipe	A	Hex 1	Hex 2	Hex 3	Approx. Wt. Lbs.	List Price
38-363	3/8" x 1/4"	2.90	0.75	0.87	0.97	0.38	22.20
38-364	1/2" x 3/8"	2.96	0.87	1.06	1.12	0.46	42.26

#68ABS      3380B-Y8  
09155      387

## ADAPTER



Part #	Male ABS x Male Pipe	ABS Thread	A	Hex	Approx. Wt. Lbs.	List Price
38-369	3/8" x 1/4"	3/4-20	1.14	0.75	0.06	2.50
38-368	3/8" x 3/8"	3/4-20	1.14	0.75	0.08	2.43
38-372	3/8" x 1/2"	3/4-20	1.37	0.87	0.12	3.97
38-370	1/2" x 3/8"	7/8-20	1.18	0.87	0.10	3.02
38-371	1/2" x 1/2"	7/8-20	1.38	0.87	0.12	7.50

#68ABS      76RB  
1390      388

