


# BRASS FITTINGS

# PUSH ON HOSE BARB

**BRASS**

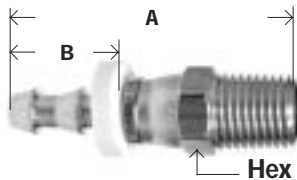
## MALE ADAPTER



- 301
- P990A
- HLM
- 100B-1
- KA-MB
- 272
- 29PO
- 725
- 625

| Part # | Hose I.D. x Male NPTF | A    | B    | Hex  | Weight per Piece. Lbs | List Price |
|--------|-----------------------|------|------|------|-----------------------|------------|
| 30-200 | 1/4" x 1/8"           | 1.43 | 0.87 | 0.50 | 0.04                  | 1.46       |
| 30-201 | 1/4" x 1/4"           | 1.66 | 0.87 | 0.56 | 0.06                  | 1.64       |
| 30-211 | 1/4" x 3/8"           | 1.66 | 0.87 | 0.68 | 0.06                  | 2.33       |
| 30-212 | 5/16" x 1/8"          | 1.42 | 0.77 | 0.43 | 0.04                  | 3.06       |
| 30-213 | 5/16" x 1/4"          | 1.66 | 0.87 | 0.56 | 0.06                  | 2.25       |
| 30-202 | 3/8" x 1/8"           | 1.53 | 0.97 | 0.50 | 0.04                  | 1.85       |
| 30-203 | 3/8" x 1/4"           | 1.69 | 0.89 | 0.56 | 0.07                  | 1.52       |
| 30-204 | 3/8" x 3/8"           | 1.76 | 0.97 | 0.68 | 0.08                  | 2.20       |
| 30-205 | 3/8" x 1/2"           | 1.97 | 0.97 | 0.87 | 0.10                  | 4.06       |
| 30-216 | 1/2" x 1/4"           | 1.76 | 0.97 | 0.68 | 0.08                  | 3.04       |
| 30-206 | 1/2" x 3/8"           | 1.76 | 0.97 | 0.68 | 0.09                  | 2.41       |
| 30-207 | 1/2" x 1/2"           | 1.97 | 0.97 | 0.87 | 0.14                  | 3.63       |
| 30-217 | 1/2" x 3/4"           | 1.97 | 0.97 | 1.06 | 0.16                  | 6.45       |
| 30-219 | 5/8" x 3/8"           | 2.34 | 1.50 | 0.75 | 0.12                  | 5.83       |
| 30-209 | 5/8" x 1/2"           | 2.45 | 1.45 | 0.87 | 0.16                  | 4.60       |
| 30-214 | 5/8" x 3/4"           | 2.45 | 1.45 | 1.06 | 0.18                  | 7.52       |
| 30-215 | 3/4" x 1/2"           | 2.45 | 1.45 | 0.87 | 0.21                  | 6.67       |
| 30-210 | 3/4" x 3/4"           | 2.45 | 1.45 | 1.06 | 0.20                  | 5.95       |

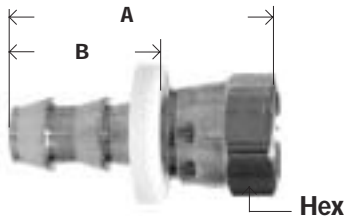
## MALE SWIVEL



- HMS
- 285

| Part # | Hose I.D. x Male NPTF | A    | B    | Hex  | Weight per Piece. Lbs | List Price |
|--------|-----------------------|------|------|------|-----------------------|------------|
| 30-385 | 1/4" x 1/4"           | 2.02 | 0.87 | 0.56 | 0.06                  | 4.93       |
| 30-386 | 3/8" x 1/4"           | 2.12 | 0.97 | 0.56 | 0.08                  | 5.15       |
| 30-387 | 3/8" x 3/8"           | 2.12 | 0.97 | 0.68 | 0.08                  | 6.03       |
| 30-388 | 1/2" x 3/8"           | 2.12 | 0.97 | 0.68 | 0.10                  | 6.58       |
| 30-389 | 1/2" x 1/2"           | 2.33 | 0.97 | 0.87 | 0.14                  | 7.67       |
| 30-390 | 3/4" x 3/4"           | 2.80 | 1.45 | 1.06 | 0.24                  | 11.55      |

## FEMALE SWIVEL



| Part # | Hose I.D. x Gasket Swivel | A    | B    | Hex  | Weight per Piece. Lbs | List Price |
|--------|---------------------------|------|------|------|-----------------------|------------|
| 30-358 | 1/4" x 1/4"               | 1.47 | 0.82 | 0.68 | 0.06                  | 6.22       |
| 30-360 | 3/8" x 1/4"               | 1.61 | 1.00 | 0.68 | 0.06                  | 7.07       |
| 30-361 | 3/8" x 3/8"               | 1.77 | 0.97 | 0.81 | 0.08                  | 8.82       |
| 30-365 | 5/8" x 3/4"               | 2.40 | 1.55 | 1.18 | 0.28                  | 18.18      |
| 30-366 | 3/4" x 3/4"               | 2.36 | 1.55 | 1.18 | 0.32                  | 22.84      |

Dimension data can change without notice.  
Please call us when dimensions are critical.

