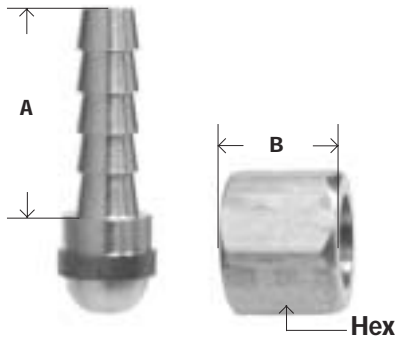


**BALL END SWIVEL**

NPSM - Ball seat type




- 128HBLSV
- 29FS
- 209AS
- 124
- 131

Part #	Hose I.D. x NPSM	A	B	Hex	Weight per Piece. Lbs	List Price
32-066	1/8" x 1/8"	0.46	0.44	0.50	0.03	2.94
32-067	3/16" x 1/8"	0.75	0.44	0.50	0.03	2.94
32-068	3/16" x 1/4"	0.75	0.52	0.62	0.04	3.31
32-069	1/4" x 1/8"	0.97	0.44	0.50	0.04	2.71
32-070	1/4" x 1/4"	0.97	0.53	0.62	0.06	2.31
32-078	1/4" x 3/8"	0.97	0.63	0.75	0.06	3.97
32-071	5/16" x 1/4"	0.97	0.52	0.62	0.05	2.49
32-072	3/8" x 1/4"	0.97	0.53	0.62	0.06	2.39
32-073	3/8" x 3/8"	0.97	0.59	0.75	0.08	3.18
32-074	3/8" x 1/2"	0.97	0.69	0.94	0.14	5.81
32-075	1/2" x 3/8"	0.97	0.59	0.75	0.08	3.07
32-076	1/2" x 1/2"	0.97	0.69	0.94	0.10	3.80
32-077	3/4" x 3/4"	0.97	0.70	1.12	0.14	4.52

**BALLSEAT MALE ADAPTER**

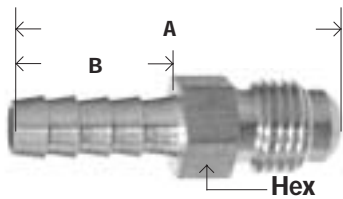
Beveled seat



- 172
- 134
- 127HB
- 122AS

Part #	NPSM x Male NPTF	A	Hex	Weight per Piece. Lbs	List Price
32-359	1/8" x 1/8"	0.94	0.43	0.03	2.25
32-034	1/4" x 1/8"	1.06	0.56	0.04	1.98
32-030	1/4" x 1/4"	1.25	0.56	0.06	2.06
32-362	3/8" x 1/4"	1.28	0.68	0.08	4.22
32-031	3/8" x 3/8"	1.30	0.68	0.08	2.90
32-364	1/2" x 3/8"	1.35	0.87	0.10	5.03
32-032	1/2" x 1/2"	1.53	0.87	0.14	3.74
32-033	3/4" x 3/4"	1.53	1.06	0.20	6.61

**45° FLARE ADAPTER**



- 142
- 201BF
- KF-MS

Part #	Hose I.D. x 45° Flare	A	B	Hex	Weight per Piece. Lbs	List Price
32-322	3/16" x 1/4"	1.5	0.75	0.43	0.03	2.82
32-081	1/4" x 1/4"	1.72	0.97	0.43	0.03	1.93
32-082	1/4" x 3/8"	1.82	0.97	0.62	0.07	2.95
32-083	5/16" x 5/16"	1.75	0.97	0.50	0.08	4.34
32-084	3/8" x 3/8"	1.82	0.97	0.62	0.08	2.94

Never give up, for that is just the place and time that the tide will turn.

Dimension data can change without notice. Please call us when dimensions are critical.

- Harriet Beecher Stowe

