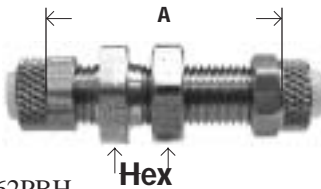



BULKHEAD UNION



62PBH
329P
282P

Part #	Tube O.D.	A	Hex	Approx. Wt. Lbs.	List Price
20-337	1/4"	1.25	0.56	0.06	9.71
20-338	5/16"	1.25	0.62	0.08	10.41
20-339	3/8"	1.31	0.69	0.10	12.04

QUICK DISCONNECT FITTING




292P

Part #	Tube O.D. x Male NPTF	A	Hex	Approx. Wt. Lbs.	List Price
20-344	1/4" x 1/8"	0.87	0.44	0.06	23.60

QUICK DISCONNECT COUPLERS


TUBE X TUBE



349P

Part #	Tube O.D.	A	B	Hex	Approx. Wt. Lbs.	List Price
20-401	1/4"	3.00	1.72	0.62	0.06	84.69
20-403	3/8"	3.56	1.92	0.81	0.10	80.07


TUBE TO MALE THREAD



398P

Part #	Tube O.D. x Male Pipe	A	B	Hex	Approx. Wt. Lbs.	List Price
20-409	1/4" x 1/8"	2.31	1.28	0.50	0.12	48.88
20-411	1/4" x 1/4"	2.31	1.28	0.56	0.14	58.12
20-413	3/8" x 1/4"	2.63	1.42	0.62	0.18	65.91

INSERT ONLY - Single End Shut-Off



393P

Part #	Tube O.D.	A	Approx. Wt. Lbs.	List Price
20-417	1/4"	1.69	0.04	22.38
20-419	3/8"	1.93	0.06	26.41

