



PLASTIC CAP



1229
59P
259P

Part #	Tube O.D.	A	Approx. Wt. Lbs.	List Price
20-201	1/4"	0.50	0.01	0.93
20-203	3/8"	0.56	0.01	1.01
20-204	1/2"	0.59	0.01	1.48

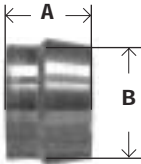
PLASTIC SLEEVE



260FF
1260
60P
260P

Part #	Tube O.D.	A	B	Approx. Wt. Lbs.	List Price
20-205	1/4"	0.34	0.26	0.01	0.22
20-206	5/16"	0.39	0.32	0.01	0.29
20-207	3/8"	0.41	0.38	0.01	0.15
20-208	1/2"	0.44	0.51	0.01	0.29

BRASS SLEEVE



260FB

Part #	Tube O.D.	A	B	Approx. Wt. Lbs.	List Price
20-380	1/8"	0.19	0.12	0.01	1.34
20-381	3/16"	0.30	0.19	0.01	1.86
20-382	1/4"	0.32	0.25	0.01	0.53
20-384	3/8"	0.37	0.38	0.02	1.27
20-385	1/2"	0.40	0.51	0.02	0.89

NUT AND PLASTIC SLEEVE ASSEMBLY



261PF
1261
61PN
261U

Part #	Tube O.D.	A	Hex (Dia.)	Approx. Wt. Lbs.	List Price
20-211	1/4"	0.43	0.43	0.02	0.80
20-212	5/16"	0.45	0.50	0.02	1.52
20-213	3/8"	0.49	0.56	0.04	1.25
20-214	1/2"	0.42	0.81	0.04	2.72

He who is not contented with what he has, would not be contented with what he would like to have.

- Socrates

