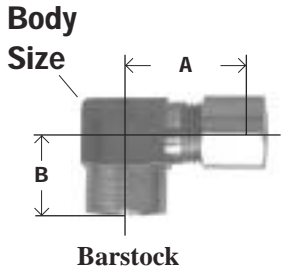
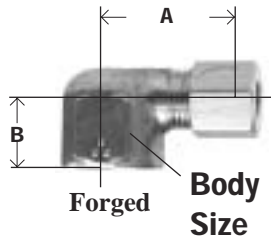


FEMALE ELBOW

SAE# 060203

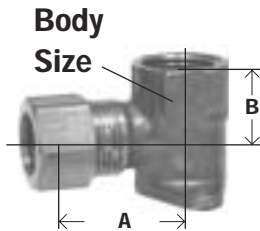


70
270C
BSE3
170C

Part #	Comp. X Female NPTF	A	B	Body Size	Approx. Wt. Lbs.	List Price
18-251	1/8" x 1/8"	0.69	0.56	0.56	0.04	4.78
18-252	3/16" x 1/8"	0.69	0.47	0.56	0.04	4.70
18-253	1/4" x 1/8"	0.69	0.47	0.56	0.06	4.10
18-253B*	1/4" x 1/8"	0.69	0.56	0.56	0.06	3.23
18-254	1/4" x 1/4"	0.75	0.50	0.72	0.08	4.47
18-267	1/4" x 3/8"	0.81	0.58	0.81	0.08	6.69
18-268	1/4" x 1/2"	0.89	0.66	1.00	0.10	7.69
18-255	5/16" x 1/8"	0.72	0.84	0.47	0.08	5.44
18-256	5/16" x 1/4"	0.78	0.50	0.72	0.09	6.25
18-257	3/8" x 1/8"	0.75	0.84	0.47	0.10	5.00
18-258	3/8" x 1/4"	0.84	0.59	0.75	0.10	3.78
18-259	3/8" x 3/8"	0.88	0.58	0.81	0.12	5.42
18-260	3/8" x 1/2"	0.97	0.66	1.00	0.14	5.55
18-250	3/8" x 3/4"	1.09	0.72	1.25	0.18	9.95
18-261	1/2" x 1/4"	1.06	0.70	0.88	0.18	10.73
18-262	1/2" x 3/8"	1.00	0.70	0.88	0.16	7.62
18-263	1/2" x 1/2"	1.03	0.72	1.00	0.20	7.88
18-270	1/2" x 3/4"	1.16	0.72	1.25	0.23	13.01
18-269	5/8" x 3/8"	1.09	0.77	1.00	0.20	14.19
18-264	5/8" x 1/2"	1.09	0.77	1.00	0.22	9.45
18-265	5/8" x 3/4"	1.22	0.77	1.25	0.24	12.29
18-266	3/4" x 1/2"	1.25	1.25	0.94	0.28	22.93

* Barstock

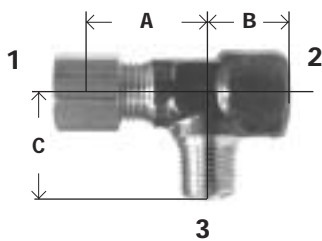
FORGED DROP-EAR ELBOW



BSE3-DE

Part #	Comp. X Female NPTF	A	B	Body Size	Approx. Wt. Lbs.	List Price
18-271	5/8" x 1/2"	1.18	0.72	1.00	0.18	20.51

FORGED TEE



71
171C
BST3

Part #	Comp. X Female NPTF x Male NPTF 1x(2&3)	A	B	C	Approx. Wt. Lbs.	List Price
18-307	1/4" x 1/8"	0.72	0.53	0.72	0.20	6.69

