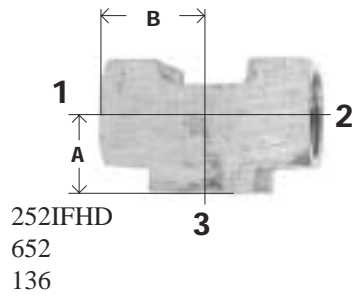


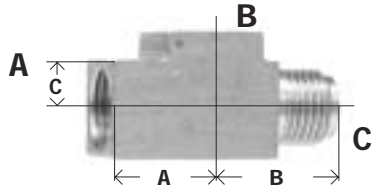
**FEMALE BRANCH TEE**

SAE# 040427



Part #	Inv. Flare x Female NPTF (1&2)x3	A	B	Approx. Wt. Lbs.	List Price
12-127	3/16" x 1/8"	0.39	0.55	0.06	7.56
12-129	5/16" x 1/8"	0.45	0.63	0.12	10.33
12-130	3/8" x 1/4"	0.56	0.74	0.17	11.03


**TOWED TRAILER BRAKE TEE**



Part #	A	B	C	Reference #	Approx. Wt. Lbs.	List Price
12-144	3/16" (9/16-20) 0.82	3/16" (3/8-24) 0.94	3/16" (9/16-20) 0.47	7905	0.18	8.53
12-145	3/16" (1/2-20) 0.68	3/16" (3/8-24) 0.94	3/16" (1/2-20) 0.47	7906	0.17	8.45
12-146	3/16" (7/16-24) 0.54	3/16" (3/8-24) 0.78	1/4" (7/16-24) 0.42	7914	0.08	6.84
12-147	3/16" 0.57	3/16" 0.76	3/16" 0.42	7900	0.08	6.32
12-149	1/4" (9/16-18) 0.81	3/16" (3/8-24) 0.93	1/4" (9/16-18) 0.50	7904	0.10	8.67
12-150	1/4" 0.56	3/16" 0.77	1/4" 0.43	7901	0.10	6.69
12-151	1/4" 0.56	1/4" 0.77	1/4" 0.43	7898	0.12	9.11

**INVERTED FLARE AUTO FITTINGS**

**DUAL MASTER CYLINDER ADAPTER**



Part #	Male Flare x Female Inv.	A	Hex	Reference #	Approx. Wt. Lbs.	List Price
12-200	3/16" x 3/16"	1.00	0.50	1441	0.03	2.21
12-202	5/16" x 3/16"	0.96	0.68	7897	0.07	3.90

Excessive fear is always powerless.

- Aeschylus

