

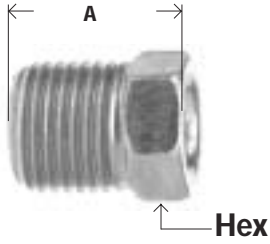
# BRASS FITTINGS

# INVERTED FLARE

BRASS

## ZINC CHROMATE STEEL NUT

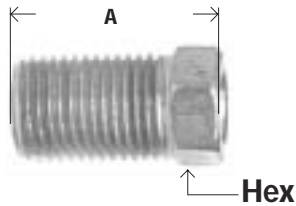
SAE# 040110



2105  
411FS  
105  
41W

Part #	Size	A	Hex	Approx. Wt. Lbs.	List Price
12-001	1/8"	0.52	0.31	0.01	0.88
12-002	3/16"	0.56	0.37	0.02	0.37
12-003	1/4"	0.56	0.43	0.02	0.37
12-004	5/16"	0.62	0.50	0.02	0.44
12-005	3/8"	0.66	0.62	0.03	0.74
12-000	7/16"	0.68	0.68	0.04	1.47
12-011	3/8"(11/16-18)	0.66	0.68	0.05	5.22
12-006	1/2"	0.74	0.75	0.08	1.10
12-007	5/8"	0.80	0.87	0.10	2.79
12-008	3/4"	0.88	1.06	0.10	4.85

## LONG STEEL NUT




7896

Part #	Size	A	Hex	Approx. Wt. Lbs.	List Price
12-009	3/16"	0.84	0.37	0.02	1.03
12-010	1/4"	0.81	0.43	0.02	1.03

## INVERTED FLARE BRASS NUT

SAE# 040110



2100  
411F  
100  
411B

Part #	Size	A	Hex	Approx. Wt. Lbs.	List Price
12-012	1/8"	0.52	0.31	0.01	1.79
12-013	3/16"	0.56	0.37	0.01	0.72
12-014	1/4"	0.56	0.43	0.02	0.74
12-015	5/16"	0.62	0.50	0.03	0.77
12-016	3/8"	0.66	0.62	0.04	0.94
12-017	1/2"	0.74	0.75	0.05	1.78

