


**BRASS FLARE SWIVEL FITTINGS**

**FORGED SWIVEL**


SAE# 010108

1350  
US4  
14FSV  
34



Part #	Female Flare UNF	A	Hex	Approx. Wt. Lbs.	List Price
10-481	1/4"	0.59	0.62	0.04	5.25
10-482	5/16"	0.62	0.68	0.06	8.11
10-483	3/8"	0.69	0.81	0.10	4.50
10-484	1/2"	0.81	0.94	0.16	5.92
10-485	5/8"	0.94	1.06	0.24	7.47
10-486	3/4"	1.12	1.31	0.34	31.79

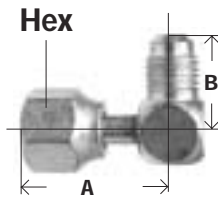
**REDUCING SWIVELS**



Part #	Female Flare UNF	A	B	Hex 1	Hex 2	Approx. Wt. Lbs.	List Price
10-487	3/8" x 1/4"	0.72	0.60	0.81	0.62	0.08	14.23
10-488	1/2" x 3/8"	0.84	0.70	0.94	0.81	0.12	14.25
10-489	5/8" x 1/2"	0.98	0.82	1.03	0.94	0.22	17.76

**FORGED SWIVEL ELBOWS**

ES4



Part #	Male Flare x Female Flare	A	B	Hex	Approx. Wt. Lbs.	List Price
10-493	1/4"	0.81	1.15	0.62	0.12	9.71
10-494	3/8"	1.09	1.00	0.75	0.36	25.87
10-495*	1/2"					13.39


\* no swivel

**BRASS SOLDER FITTINGS**

**FLARE TO SWT UNION**

SAE# 010104

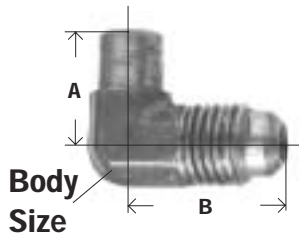
4085 46FS  
US3 277  
672FS



Part #	Male Flare x SWT	A	Hex	Approx. Wt. Lbs.	List Price
10-602	1/4" x 3/8"	1.00	0.50	0.06	2.56
10-611	1/2" x 5/8"	1.56	0.75	0.12	21.60
10-615	3/4" x 3/4"	2.06	1.06	0.32	16.55

**FORGED 90° SOLDER ELBOWS**

ES2  
SOLE1



Part #	Male Flare x Solder	A	B	Body Size	Approx. Wt. Lbs.	List Price
10-620	1/4" x 1/4"	0.62	0.81	0.39	0.08	5.39

Dimension data can change without notice.  
Please call us when dimensions are critical.

