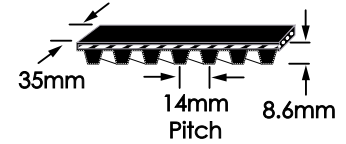




EAGLE PD™ BELT

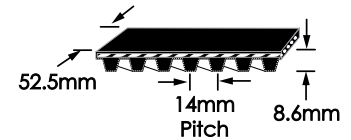
SYNCHRONOUS



EAGLE Pd™ BLUE (14 mm Pitch - 35 mm Width)

Part Number	No. of Teeth	Length (in)	Part Number	No. of Teeth	Length (in)
B-994	71	39.13	B-1960	140	77.17
B-1120	80	44.09	B-2100	150	82.68
B-1190	85	46.85	B-2240	160	88.19
B-1260	90	49.61	B-2380	170	93.70
B-1400	100	55.12	B-2520	180	99.21
B-1568	112	61.73	B-2660	190	104.72
B-1750	125	68.90	B-2800	200	110.24

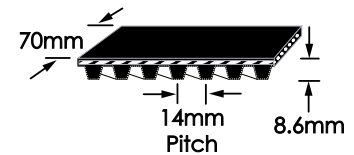
The belt length in mm is given in the part number.



EAGLE Pd™ GREEN (14 mm Pitch - 52.5 mm Width)

Part Number	No. of Teeth	Length (in)	Part Number	No. of Teeth	Length (in)
G-994	71	39.13	G-1960	140	77.17
G-1120	80	44.09	G-2100	150	82.68
G-1190	85	46.85	G-2240	160	88.19
G-1260	90	49.61	G-2380	170	93.70
G-1400	100	55.12	G-2520	180	99.21
G-1568	112	61.73	G-2660	190	104.72
G-1750	125	68.90	G-2800	200	110.24

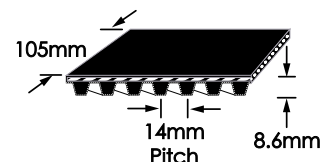
The belt length in mm is given in the part number.



EAGLE Pd™ ORANGE (14 mm Pitch - 70 mm Width)

Part Number	No. of Teeth	Length (in)	Part Number	No. of Teeth	Length (in)
O-1120	80	44.09	O-1960	140	77.17
O-1190	85	46.85	O-2100	150	82.68
O-1260	90	49.61	O-2240	160	88.19
O-1400	100	55.12	O-2380	170	93.70
O-1568	112	61.73	O-2520	180	99.21
O-1750	125	68.90	O-2660	190	104.72
			O-2800	200	110.24

The belt length in mm is given in the part number.



EAGLE Pd™ RED (14 mm Pitch - 105 mm Width)

Part Number	No. of Teeth	Length (in)	Part Number	No. of Teeth	Length (in)
R-1260	90	49.61	R-2240	160	88.19
R-1400	100	55.12	R-2380	170	93.70
R-1568	112	61.73	R-2520	180	99.21
R-1750	125	68.90	R-2660	190	104.72
R-1960	140	77.17	R-2800	200	110.24
R-2100	150	82.68			

The belt length in mm is given in the part number.