

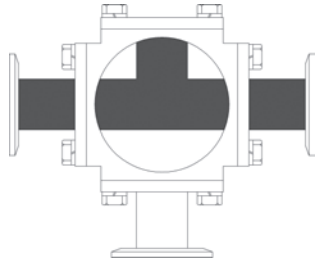


3-Way Ball Valve Flow Options

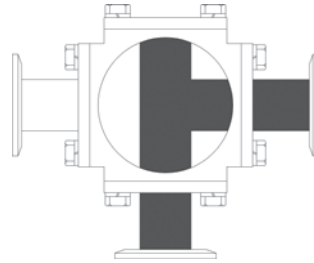
'T' Pattern, Side Entry

Top view

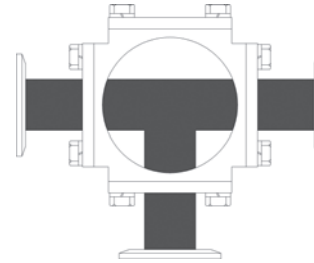
position A



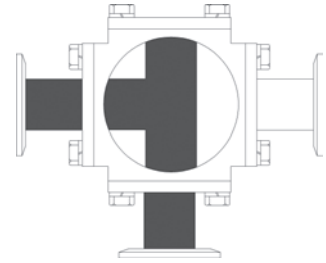
position B



position C



position D

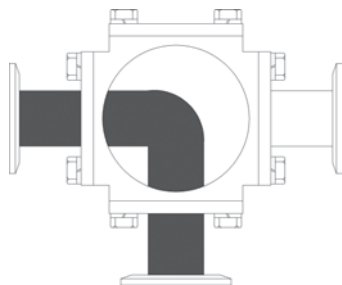


Number	Rotation	Flow Plan Options
1	90°	A, B
2	90°	B, C
3	90°	C, D
4	90°	A, D
5	180°	A, B, C
6	180°	B, C, D
7	180°	A, C, D
8	180°	A, B, D

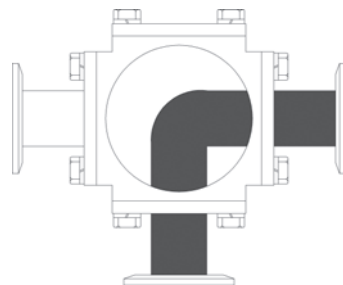
'L' Pattern, Side Entry

Top view


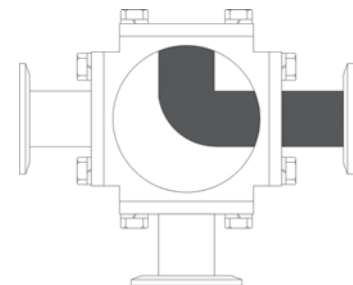
position A



position B



position C



Number	Rotation	Flow Plan Options
1	90°	A, B
2	180°	A, B, C