

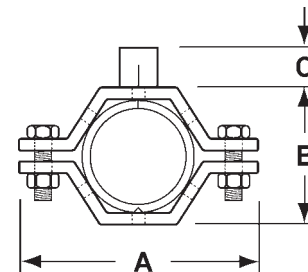


Tube Hangers

Hex with Sleeves and Coupler - B24PSC

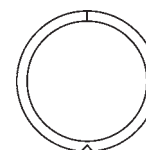
Tube O.D.	Dimensions			Part Number
	A	B	C	
1/2"	2.800	1.150	.750	B24PSC-G50
3/4"	2.800	1.150	.750	B24PSC-G75
1"	3.425	1.450	.750	B24PSC-G100
1 1/2"	4.000	2.125	.750	B24PSC-G150
2"	4.500	2.500	.750	B24PSC-G200
2 1/2"	4.750	3.125	.750	B24PSC-G250
3"	5.500	3.750	.750	B24PSC-G300
4"	6.750	4.750	.750	B24PSC-G400
6"	9.250	6.625	.750	B24PSC-G600
8"	11.500	8.625	.750	B24PSC-G800

- ABS sleeve maximum temperature: **230°F**
- Coupler thread options:
 - Standard - 3/8 NPT
 - Special - all thread
 - 3/8-16 (part #B24PSC16-G***)
 - 1/2 - 13 (part # B24PSC13-G***)



ABS Sleeves - 13PS

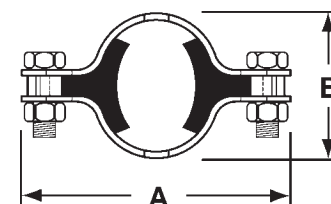
Size	Part Number
1/2"	13PS-50
3/4"	13PS-75
1"	13PS-100
1 1/2"	13PS-150
2"	13PS-200
2 1/2"	13PS-250
3"	13PS-300
4"	13PS-400
6"	13PS-600
8"	13PS-800



- Maximum temperature: **230°F**

Round with Nitrile Inserts - B24RPH

Tube O.D.	Dimensions		Part Number
	A	B	
1/2"	2.750	1.125	B24RPH-G50
3/4"	2.750	1.125	B24RPH-G75
1"	3.310	1.500	B24RPH-G100
1 1/2"	3.810	2.000	B24RPH-G150
2"	4.250	2.562	B24RPH-G200
2 1/2"	5.000	3.000	B24RPH-G250
3"	5.500	3.562	B24RPH-G300
4"	6.500	4.688	B24RPH-G400



- Nitrile inserts maximum temperature: **230°F**