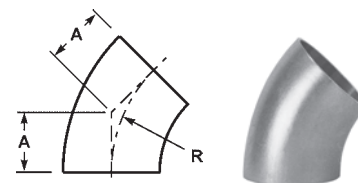




Tube OD Elbows

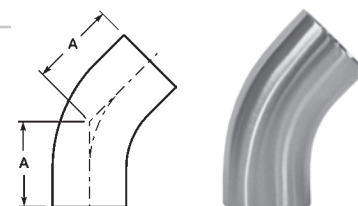
45° Weld Elbows - B2WK

Tube O.D.	Dimensions		Nom. Wall	304	316L
	A	R		Part Number	Part Number
¾"	.466	1.125	.065	---	B2WK-R75U
1"	.625	1.500	.065	B2WK-G100U	B2WK-R100U
1½"	.937	2.250	.065	B2WK-G150U	B2WK-R150U
2"	1.250	3.000	.065	B2WK-G200U	B2WK-R200U
2½"	1.562	3.750	.065	B2WK-G250U	B2WK-R250U
3"	1.875	4.500	.065	B2WK-G300U	B2WK-R300U
4"	2.500	6.000	.083	B2WK-G400U	B2WK-R400U
6"	3.750	9.000	.109	B2WK-G600U	B2WK-R600U
8"	5.000	12.000	.120	B2WK-G800U	B2WK-R800U



45° Weld Elbows with Tangents - B2KS

Tube O.D.	Dimension A	Nominal Wall	304	316L
			Part Number	Part Number
¾"	2.250	.065	---	B2KS-R75U
1"	1.188	.065	B2KS-G100U	B2KS-R100U
1½"	1.625	.065	B2KS-G150U	B2KS-R150U
2"	2.312	.065	B2KS-G200U	B2KS-R200U
2½"	3.000	.065	B2KS-G250U	B2KS-R250U
3"	3.688	.065	B2KS-G300U	B2KS-R300U
4"	4.812	.083	B2KS-G400U	B2KS-R400U

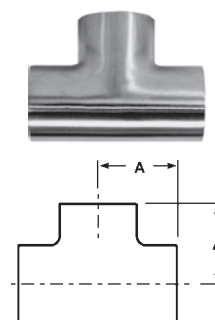


H

Tube OD Tees

Weld Short Tees - B7WWW

Tube O.D.	Dimension A	Nominal Wall	304	316L
			Part Number	Part Number
1"	1.125	.065	B7WWW-G100U	B7WWW-R100U
1½"	1.656	.065	B7WWW-G150U	B7WWW-R150U
2"	2.062	.065	B7WWW-G200U	B7WWW-R200U
2½"	2.344	.065	B7WWW-G250U	B7WWW-R250U
3"	2.594	.065	B7WWW-G300U	B7WWW-R300U
4"	3.438	.083	B7WWW-G400U	B7WWW-R400U



Weld Long Tees - B7W

Tube O.D.	Dimensions		Nom. Wall	304	316L
	A	B		Part Number	Part Number
¾"	4.000	2.000	.065	---	B7W-R75U
1"	3.750	1.875	.065	B7W-G100U	B7W-R100U
1½"	4.500	2.250	.065	B7W-G150U	B7W-R150U
2"	6.000	3.000	.065	B7W-G200U	B7W-R200U
2½"	6.000	3.000	.065	B7W-G250U	B7W-R250U
3"	6.500	3.250	.065	B7W-G300U	B7W-R300U
4"	7.750	3.875	.083	B7W-G400U	B7W-R400U
6"	11.250	5.625	.109	B7W-G600U	---
8"	14.000	7.000	.120	B7W-G800U	---

