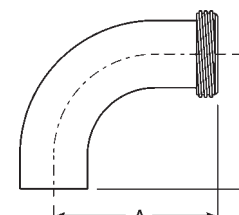




Buttweld Elbows

90° Threaded Bevel Seat x Buttweld Elbows, #7 finish - B2T

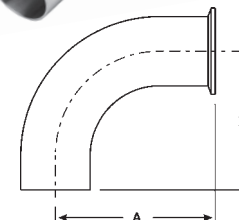

Tube O.D.	Dimensions		Nominal Wall	304	316L
	A	B		Part Number	Part Number
1½"	3.656	2.937	.065	B2T-G150	---
2"	4.812	4.062	.065	B2T-G200	B2T-R200
3"	7.218	6.312	.065	B2T-G300	---
4"	9.343	8.312	.083	B2T-G400	---



G

90° Clamp x Buttweld Elbows, #7 finish - B2CM

Tube O.D.	Dimensions		Nominal Wall	304	316L
	A	B		Part Number	Part Number
1"	2.562	2.062	.065	B2CM-G100	B2CM-R100
1½"	3.438	2.937	.065	B2CM-G150	B2CM-R150
2"	4.562	4.062	.065	B2CM-G200	B2CM-R200
2½"	5.688	5.187	.065	B2CM-G250	B2CM-R250
3"	6.812	6.312	.065	B2CM-G300	B2CM-R300
4"	8.937	8.312	.083	B2CM-G400	B2CM-R400



90° Plain Bevel Seat with Hex Nut x Buttweld Elbows, #7 finish - B2FP

Tube O.D.	Dimensions		Nominal Wall	304	316L
	A	B		Part Number	Part Number *
1"	2.780	2.062	.065	B2FP-G100	---
1½"	3.656	2.937	.065	B2FP-G150	---
2"	4.812	4.062	.065	B2FP-G200	B2FP-R200
2½"	6.062	5.187	.065	B2FP-G250	---
3"	7.218	6.312	.065	B2FP-G300	---
4"	9.343	8.312	.083	B2FP-G400	---

* Hex nut is CF8 (304) stainless

