

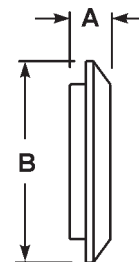


I-line End Caps

Male I-Line Solid End Caps - 16AI-14I



Tube O.D.	Dimensions		304	316L
	A	B	Part Number	Part Number
1"	.500	1.985	16AI-14I100	16AI-14I100R
1½"	.500	1.985	16AI-14I150	16AI-14I150R
2"	.562	2.640	16AI-14I200	16AI-14I200R
2½"	.750	3.307	16AI-14I250	16AI-14I250R
3"	.750	3.870	16AI-14I300	16AI-14I300R
4"	.750	4.870	16AI-14I400	16AI-14I400R
6"	.750	7.495	16AI-14I600	16AI-14I600R
8"	.880	9.495	---	16AI-14I800R


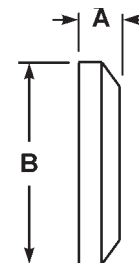


F

Female I-Line Solid End Caps - 16AI-15I



Tube O.D.	Dimensions		304	316L
	A	B	Part Number	Part Number
1"	.500	1.985	16AI-15I100	16AI-15I100R
1½"	.500	1.985	16AI-15I150	16AI-15I150R
2"	.562	2.640	16AI-15I200	16AI-15I200R
2½"	.750	3.307	16AI-15I250	16AI-15I250R
3"	.750	3.870	16AI-15I300	16AI-15I300R
4"	.750	4.870	16AI-15I400	16AI-15I400R
6"	.750	7.495	16AI-15I600	16AI-15I600R
8"	.880	9.495	---	16AI-15I800R



Other types of I-Line fittings are available
call Dixon Sanitary for information



28BI



28AI



B9I