

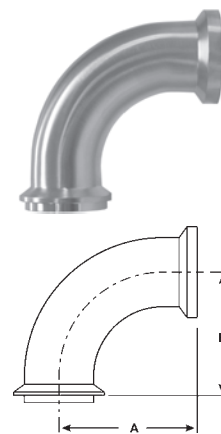


I-line Elbows

Female I-Line x Male I-Line Elbows - B2FI



Tube O.D.	Dimensions		304 Part Number
	A	B	
1"	2.281	2.093	B2FI-G100
1½"	3.188	3.000	B2FI-G150
2"	4.031	3.781	B2FI-G200
2½"	4.906	4.593	B2FI-G250
3"	5.718	5.406	B2FI-G300
4"	7.344	7.031	B2FI-G400

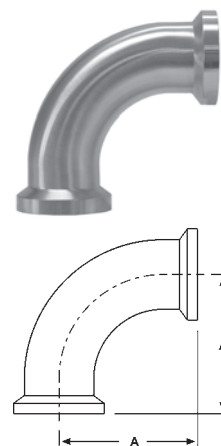


F

90° Female I-Line Elbows - B2CI



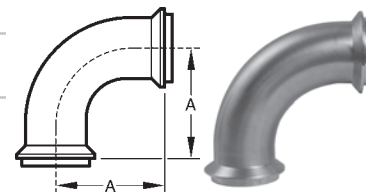
Tube O.D.	Dimension A	304	316L
		Part Number	Part Number
2"	4.031	B2CI-G200	B2CI-R200
2½"	4.906	B2CI-G250	B2CI-R250
3"	5.718	B2CI-G300	---
4"	7.344	B2CI-G400	---



90° Male I-Line Elbows - B2EI



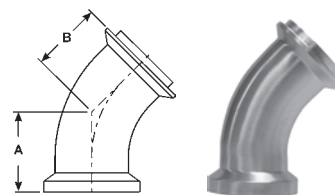
Tube O.D.	Dimension A	304	316L
		Part Number	Part Number
1"	2.093	B2EI-G100	---
2"	3.781	B2EI-G200	B2EI-R200



45° Female I-Line x Male I-Line Elbows - B2PI



Tube O.D.	Dimensions		304 Part Number
	A	B	
2"	2.290	2.040	B2PI-G200
3"	3.094	2.781	B2PI-G300
4"	3.850	3.531	B2PI-G400



45° Female I-Line Elbows - B2KI



Tube O.D.	Dimension A	304 Part Number
4"	3.844	B2KI-G400

