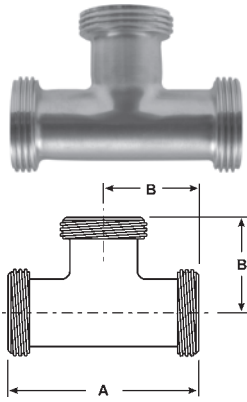




## Bevel Seat Tees

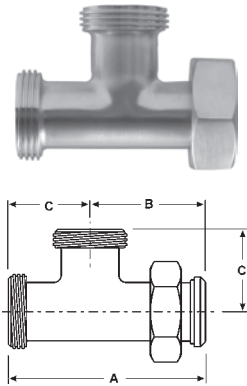
### Threaded Bevel Seat Tees - B7

D



Tube O.D.	Dimensions		304 Part Number
	A	B	
1½"	4.750	2.375	B7-G150
2"	5.624	2.812	B7-G200
3"	7.000	3.500	B7-G300
4"	8.938	4.469	B7-G400


### Threaded Plain Bevel Seat x Plain Bevel Seat Run x Threaded Bevel Seat Branch Tees - B7B



Tube O.D.	Dimensions			304 Part Number
	A	B	C	
1½"	5.531	3.156	2.375	B7B-G150
2"	6.843	4.062	2.812	B7B-G200
3"	7.844	4.344	3.500	B7B-G300

\* Hex nut is CF8(304) stainless

Other types of tees with bevel seat fittings  
are available call Dixon Sanitary for information



B7A