
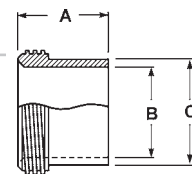




Bevel Seat Ferrules

Heavy Tank Spud Threaded Bevel Seat Ferrules - 15W

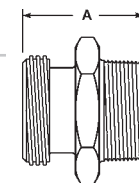
Tube O.D.	Dimensions			304	316L
	A	B	C	Part Number	Part Number
1½"	1.625	1.370	1.750	15W-G150	15W-R150
2"	1.750	1.870	2.312	15W-G200	15W-R200
3"	1.812	2.870	3.375	15W-G300	15W-R300
4"	2.125	3.834	4.250	15W-G400	15W-R400



Bevel Seat Adapters

Threaded Bevel Seat x Male NPT Adapters - 21

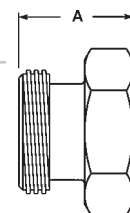
Male Acme x Male NPT	Dimension A	304 Part Number
1" x 1"	2.188	21-G100
1½" x 1½"	2.438	21-G150
2" x 2"	2.656	21-G200
3" x 3"	3.500	21-G300



• Made in the USA

Threaded Bevel Seat x Female NPT Adapters - 22

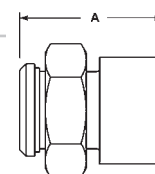
Male Acme x Female NPT	Dimension A	304 Part Number
1½" x 1½"	2.250	22-G150
2" x 2"	2.344	22-G200
3" x 3"	2.188	22-G300



• Made in the USA

Plain Bevel Seat x Female NPT Adapters - 14-18

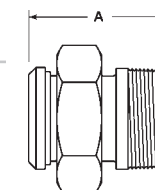
Thread and Tube Size	Dimension A	304 Part Number	316L Part Number *
1"	2.500	14-18-G100	14-18-R100
1½"	3.250	14-18-G150	14-18-R150
2"	3.312	14-18-G200	14-18-R200



* Hex nut is CF8(304) stainless

Plain Bevel Seat x Male NPT Adapters - 14-19

Thread and Tube Size	Dimension A	304 Part Number
1½"	3.250	14-19-G150
2"	3.312	14-19-G200
3"	4.250	14-19-G300



* Hex nut is CF8(304) stainless