



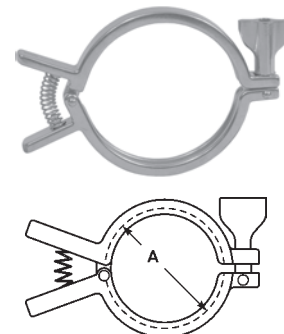
## Clamps

Service ratings are based on hydrostatic tests using standard-molded Buna-N material gaskets (reference page 179), with proper installation of ferrules, assembly of joints and absence of shock pressure. Contact Dixon Sanitary for service of other type and material gaskets, and for ratings at higher temperatures. All ratings shown are dependent upon related components within the systems and proper installation. **For temperatures above 250°F, we recommend using only 13MHP clamps.** This information is only valid if Bradford™ clamps, ferrules and gaskets are used.

B

### Single Pin Squeeze Clamps - 13MHMM-Q

Tube O.D.	Service Pressure Rating @ 70°F *	Service Pressure Rating @ 250°F *	Dimension A	Part Number
½" - ¾"	1500	1200	1.062	13MHMM-Q75
1" - 1½"	500	300	2.122	13MHMM-Q100150
2"	450	250	2.654	13MHMM-Q200
2½"	400	200	3.185	13MHMM-Q250
3"	350	175	3.717	13MHMM-Q300
4"	300	150	4.820	13MHMM-Q400

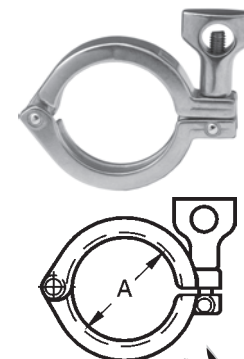


Patented design

\* Wing nut tightened to 25 in. lb. of torque

### Single Pin Heavy Duty Clamps with Cross Hole Wing Nut - 13MHMM

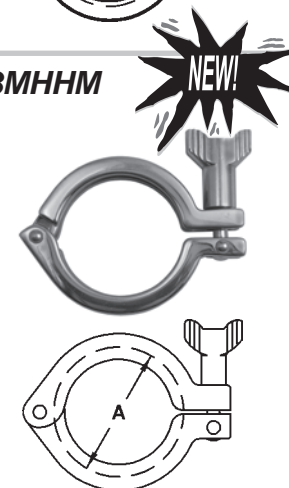
Tube O.D.	Service Pressure Rating @ 70°F *	Service Pressure Rating @ 250°F *	Dimension A	Part Number
½" - ¾"	1500	1200	1.062	13MHMM50-75
1" - 1½"	500	300	2.122	13MHMM100-150
2"	450	250	2.654	13MHMM200
2½"	400	200	3.185	13MHMM250
3"	350	175	3.717	13MHMM300
4"	300	150	4.820	13MHMM400
6"	150	75	6.695	13MHMM600
8"	100	50	8.695	13MHMM800



\* Wing nut tightened to 25 in. lb. of torque

### Single Pin Heavy Duty Clamps with Serrated Wing Nut - 13MHMM

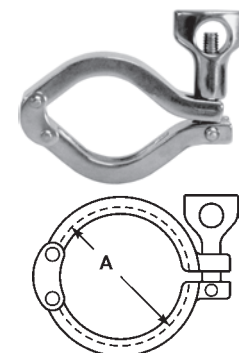
Tube O.D.	Service Pressure Rating @ 70°F *	Service Pressure Rating @ 250°F *	Dimension A	Part Number
½" - ¾"	1500	1200	1.062	13MHMM50-75SN
1" - 1½"	500	300	2.122	13MHMM100-150SN
2"	450	250	2.654	13MHMM200SN
2½"	400	200	3.185	13MHMM250SN
3"	350	175	3.717	13MHMM300SN
4"	300	150	4.820	13MHMM400SN
6"	150	75	6.695	13MHMM600SN
8"	100	50	8.695	13MHMM800SN



\* Wing nut tightened to 25 in. lb. of torque

### Double Pin Heavy Duty Clamps - 13MHMM-DP

Tube O.D.	Service Pressure Rating @ 70°F *	Service Pressure Rating @ 250°F *	Dimension A	Part Number
1" - 1½"	500	300	2.122	13MHMM-DP100150
2"	450	250	2.654	13MHMM-DP200
2½"	400	200	3.185	13MHMM-DP250
3"	350	175	3.717	13MHMM-DP300
4"	300	150	4.820	13MHMM-DP400
10"	100	50	10.740	13MHMM-DP1000



\* Cross hole wing nut tightened to 25 in. lb. of torque