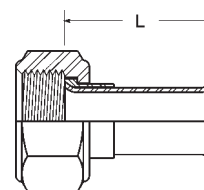



Pipe and Welding Fittings

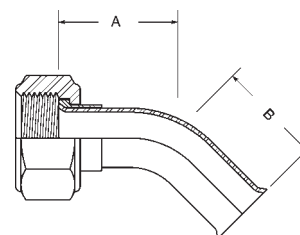
## Weld End Female Metal Hose Fittings

• All fittings have 316 seamless stainless steel tubes



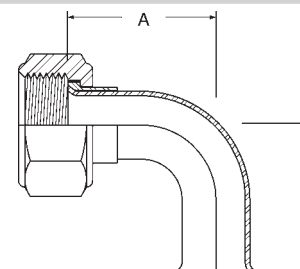

Female Threaded 37° JIC x Weld End - Straight

Tube O.D.	Pressure Rating PSI	L Length	Gauge	304 Stainless Steel Nut & Sleeve		Carbon Steel Nut & Sleeve	
				Part #	Price/E	Part #	Price/E
1/4"	5000	1.500"	.049"	SFMF250	\$16.70	FMF250	\$13.85
3/8"	4500	1.500"	.049"	SFMF375	21.10	FMF375	15.65
1/2"	4000	1.500"	.049"	SFMF500	30.30	FMF500	23.15
3/4"	2600	1.500"	.049"	SFMF750	52.95	FMF750	33.65
1"	2500	2.000"	.049"	SFMF1000	83.85	FMF1000	45.05
1-1/4"	2050	2.375"	.065"	SFMF1250	172.15	FMF1250	71.80
1-1/2"	1700	2.375"	.065"	SFMF1500	251.05	FMF1500	88.35
2"	1250	2.500"	.065"	SFMF2000	564.45	FMF2000	274.00



Female Threaded 37° JIC x Weld End - 45° Elbow

Tube O.D.	Pressure Rating PSI	A Dim.	B Dim.	Bend Radius	Gauge	304 Stainless Steel Nut & Sleeve		Carbon Steel Nut & Sleeve	
						Part #	Price/E	Part #	Price/E
1/4"	5000	0.750"	0.750"	0.380"	.049"	SFMF250-45	\$26.80	FMF250-45	\$22.10
3/8"	4500	1.000"	1.000"	0.500"	.049"	SFMF375-45	38.35	FMF375-45	31.95
1/2"	4000	1.250"	1.250"	1.000"	.049"	SFMF500-45	67.35	FMF500-45	58.05
3/4"	2600	1.450"	1.450"	1.500"	.049"	SFMF750-45	76.70	FMF750-45	57.25
1"	2500	1.800"	1.800"	2.000"	.049"	SFMF1000-45	115.95	FMF1000-45	77.00
1-1/4"	2050	2.100"	2.100"	2.000"	.065"	SFMF1250-45	238.05	FMF1250-45	130.80
1-1/2"	1700	2.300"	2.300"	2.000"	.065"	SFMF1500-45	365.00	FMF1500-45	195.70
2"	1250	3.000"	3.000"	3.000"	.065"	SFMF2000-45	716.60	FMF2000-45	418.00



Female Threaded 37° JIC x Weld End - 90° Elbow

Tube O.D.	Pressure Rating PSI	A Dim.	B Dim.	Bend Radius	Gauge	304 Stainless Steel Nut & Sleeve		Carbon Steel Nut & Sleeve	
						Part #	Price/E	Part #	Price/E
1/4"	5000	1.000"	1.000"	0.375"	.049"	SFMF250-90	\$27.25	FMF250-90	\$22.45
3/8"	4500	1.250"	1.250"	0.500"	.049"	SFMF375-90	33.20	FMF375-90	27.05
1/2"	4000	1.830"	1.830"	1.000"	.049"	SFMF500-90	47.50	FMF500-90	39.30
3/4"	2600	2.350"	2.350"	1.500"	.049"	SFMF750-90	77.15	FMF750-90	57.75
1"	2500	3.100"	3.100"	2.000"	.049"	SFMF1000-90	116.35	FMF1000-90	77.45
1-1/4"	2050	3.500"	3.500"	2.000"	.065"	SFMF1250-90	240.75	FMF1250-90	136.75
1-1/2"	1700	3.750"	3.750"	2.000"	.065"	SFMF1500-90	342.20	FMF1500-90	173.95
2"	1250	4.900"	4.900"	2.000"	.065"	SFMF2000-90	719.45	FMF2000-90	420.35

Pipe & Welding N