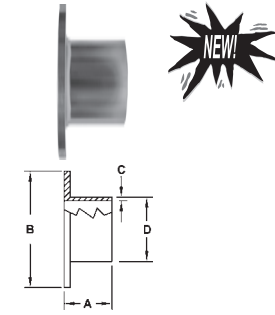


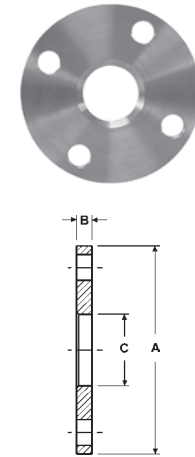
Tube O.D. Stub Ends - 14VB

Tube OD	Dimensions				316L Stainless Steel	
	A	B	C	D	Part #	Price / Each
2"	1.500	3.625	.130	2.000	14VB-R200	\$182.60
3"	2.250	5.000	.166	3.000	14VB-R300	309.55



Tube O.D. Flanges - B38SL

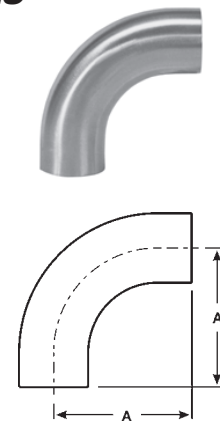
Tube OD	Dimensions			No. & Dia. Bolt Holes	Bolt Circle	304 Stainless Steel		316L Stainless Steel	
	A	B	C			Part #	Price/E	Part #	Price/E
1"	4.250	.375	1.063	4/.625	3.125	B38SL-G100	\$123.55	B38SL-R100	\$171.05
1½"	5.000	.375	1.563	4/.625	3.875	B38SL-G150	161.55	B38SL-R150	209.05
2"	6.000	.437	2.063	4/.750	4.750	B38SL-G200	199.55	B38SL-R200	351.60
3"	7.500	.500	3.063	4/.750	6.000	B38SL-G300	361.10	B38SL-R300	636.65
4"	9.000	.562	4.063	8/.750	7.500	B38SL-G400	522.65	B38SL-R400	902.70
6"	11.000	.562	6.063	8/.875	9.500	B38SL-G600	760.20	B38SL-R600	1187.80
8"	13.500	.687	8.063	8/.875	11.750	B38SL-G800	1520.35	B38SL-R800	2090.50



Tube O.D. Elbows

90° Tube O.D. Weld Elbows with Tangent - B2S

Tube OD	Dimension A	Nom. Wall	unpolished 304 Stainless Steel		unpolished 316L Stainless Steel	
			Part #	Price/E	Part #	Price/E
½"	3.000	.065	---	---	B2S-R50U	\$115.00
¾"	3.000	.065	---	---	B2S-R75U	73.30
1"	2.062	.065	B2S-G100U	\$25.85	B2S-R100U	32.30
1½"	2.937	.065	B2S-G150U	28.05	B2S-R150U	35.45
2"	4.062	.065	B2S-G200U	38.25	B2S-R200U	48.10
2½"	5.187	.065	B2S-G250U	54.05	B2S-R250U	75.15
3"	6.312	.065	B2S-G300U	74.40	B2S-R300U	111.25
4"	8.312	.083	B2S-G400U	153.85	B2S-R400U	223.85



K
Sanitary Fittings

90° Tube O.D. Weld Elbows - B2WCL

Tube OD	Dimension A	Nom. Wall	unpolished 304 Stainless Steel		unpolished 316L Stainless Steel	
			Part #	Price/E	Part #	Price/E
½"	1.125	.065	---	---	B2WCL-R50U	\$87.05
¾"	1.125	.065	---	---	B2WCL-R75U	87.05
1"	1.500	.065	B2WCL-G100U	\$14.50	B2WCL-R100U	19.00
1½"	2.250	.065	B2WCL-G150U	15.35	B2WCL-R150U	19.30
2"	3.000	.065	B2WCL-G200U	21.75	B2WCL-R200U	28.05
2½"	3.750	.065	B2WCL-G250U	34.50	B2WCL-R250U	44.90
3"	4.500	.065	B2WCL-G300U	50.85	B2WCL-R300U	65.10
4"	6.000	.083	B2WCL-G400U	101.35	B2WCL-R400U	129.20
6"	9.000	.109	B2WCL-G600U	457.90	B2WCL-R600U	650.50

