



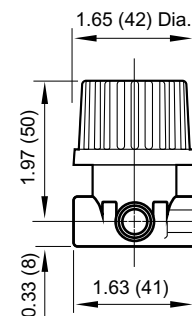
Filters, Regulators and Lubricators

Series 1 Miniature Non-Repairable General Purpose Regulators

With Gauge			Without Gauge		
Size	Part #	Price/E	Size	Part #	Price/E
1/4"	R46-200RG	\$50.20	1/4"	R46-200R	\$35.75



- Reliable pressure regulation at air flows up to 13 SCFM
- Left to right flow
- 5 to 125 PSIG outlet pressure adjustment range
- Compact design and light weight construction
- Wrench flats for easy installation
- Relieving piston design allows reduction of downstream pressure when the system is dead-ended



Model supplied with a GC620 gauge.

D
Air Fittings

Series 1 General Regulators

Floating valve pin provides positive seating and dependability. Large diaphragm provides quick response to flow demands and line pressure changes. Balanced valve reduces inlet pressure variations on outlet pressure.



With Gauge			
Size	Part #	GPM	Price/E
1/4"	R11-013RG	110	\$242.85
3/8"	R11-037RG	110	242.85
1/2"	R11-061RG	200	283.60

- T-handle adjustment standard
- Adjustable **5-125 PSI**
- Inlet pressure **400 PSI** maximum

Models supplied with a GC620 gauge.

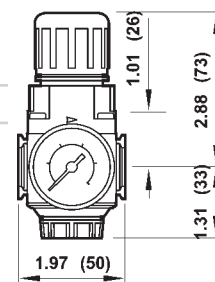
Series 1 Manifold Regulators

Manifold up to six regulators on a single air supply. Design allows in-line installation with hex nipple or modular installation with 72 Series accessories (see pages 199-201).



1/4" Basic							
With Gauge			Without Gauge				
Size	Part #	SCFM	Price/E	Size	Part #	SCFM	Price/E
1/4"	R72M-2RG	83	\$120.55	1/4"	R72M-2R	83	\$106.10
3/8"	R72M-3RG	83	123.50	3/8"	R72M-3R	83	109.05

- Adjustable **5-150 PSI**
- Inlet pressure **300 PSI** maximum



Models supplied with a GC620 gauge.

Series 1 Cylinder Gas Regulator

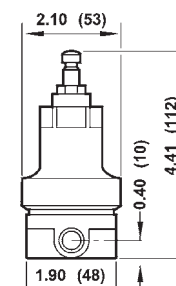
UL listed for service with Carbon Dioxide, water, pumped air, Nitrogen, Argon, Helium, Krypton, Neon and Xenon.

Not to be used with flammable gases.



Without Gauge			
Size	Part #	SCFM	Price/E
1/4"	R83-200R	10	\$131.30

- Relieving type
- Two ports for high pressure and two ports for service
- Adjustable **5-125 PSI**
- Inlet pressure **3000 PSI** maximum



SCFM ratings at 100 PSI inlet pressure