


## Boss Couplings

### Boss Washer Seal



#### Washer Type

- A Klingersil® C-4401 washer is inserted between the stem and spud.
- A leakproof seal is formed by rotating the wing nut and hammering it tight.
- *Plated steel and/or iron*



**Complete Female**



**Stem**




**Wing Nut**

Hose Shank x NPT	Part #	Price/E	Part #	Price/E	Pkg Qty	Part #	Price/E	Pkg Qty
3/8"	<b>WF3</b>	<b>\$27.30</b>	<b>SS337</b>	<b>\$6.30</b>	100	<b>CB</b>	<b>\$9.70</b>	100
1/2"	<b>WF6</b>	<b>26.55</b>	<b>B1</b>	<b>10.05</b>	100	<b>B2</b>	<b>5.70</b>	100
3/4"	<b>WF26</b>	<b>31.80</b>	<b>B6</b>	<b>12.40</b>	50	<b>B12</b>	<b>7.55</b>	25
1"	<b>WF36</b>	<b>31.70</b>	<b>B11</b>	<b>13.10</b>	50	<b>B12</b>	<b>7.55</b>	25
1-1/4"	<b>WF51</b>	<b>66.80</b>	<b>B16</b>	<b>25.90</b>	25	<b>B17</b>	<b>13.45</b>	25
1-1/2"	<b>WF61</b>	<b>58.50</b>	<b>B21</b>	<b>19.95</b>	25	<b>B17</b>	<b>13.45</b>	25
2"	<b>WF81 *</b>	<b>72.30</b>	<b>B26 *</b>	<b>19.70</b>	10	<b>B27</b>	<b>21.90</b>	10
2-1/2"	<b>WF96</b>	<b>178.20</b>	<b>B31</b>	<b>55.90</b>	5	<b>B32</b>	<b>56.60</b>	5
3"	<b>WF111</b>	<b>184.95</b>	<b>B36</b>	<b>62.50</b>	5	<b>B37</b>	<b>48.85</b>	5

\* Not to be used with #250, #275 or #306 Boss clamps


**SAFETY  
ALERT**



**Female Spud**



**Male Spud**



**Double Spud**



**Washer \***

Thread	Part #	Price/E	Pkg Qty	Part #	Price/E	Part #	Price/E	Part #	Price/E
3/8"	<b>CC</b>	<b>\$10.70</b>	100	<b>WMC</b>	<b>\$12.90</b>	---	---	<b>WBC</b>	<b>\$.60</b>
1/2"	<b>B3</b>	<b>10.10</b>	100	<b>WM3</b>	<b>22.60</b>	<b>DB3</b>	<b>\$20.60</b>	<b>W2</b>	<b>.70</b>
3/4"	<b>B8</b>	<b>11.00</b>	25	<b>WM8</b>	<b>16.15</b>	<b>DB13</b>	<b>23.85</b>	<b>W12</b>	<b>.85</b>
1"	<b>B13</b>	<b>10.20</b>	50	<b>WM13</b>	<b>19.30</b>	<b>DB13</b>	<b>23.85</b>	<b>W12</b>	<b>.85</b>
1-1/4"	<b>B18</b>	<b>26.30</b>	25	<b>WM18</b>	<b>37.30</b>	<b>DB23</b>	<b>35.20</b>	<b>W17</b>	<b>1.15</b>
1-1/2"	<b>B23</b>	<b>23.95</b>	25	<b>WM23</b>	<b>45.25</b>	<b>DB23</b>	<b>35.20</b>	<b>W17</b>	<b>1.15</b>
2"	<b>B28</b>	<b>29.40</b>	10	<b>WM28</b>	<b>50.10</b>	<b>DB28</b>	<b>49.50</b>	<b>W27</b>	<b>1.30</b>
2-1/2"	<b>B33</b>	<b>64.20</b>	5	---	---	---	---	<b>W32</b>	<b>1.50</b>
3"	<b>B38</b>	<b>71.25</b>	5	<b>WM38</b>	<b>111.80</b>	<b>DB38</b>	<b>99.15</b>	<b>W37</b>	<b>2.35</b>

\* Washer is nitrile rubber bonded, non-asbestos Klingersil® C-4401

Optional Pkg./Box Quantity Shown