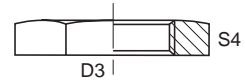
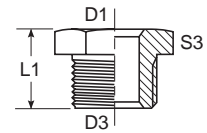


Hexagonal Bulkhead Nut VS8970 Series



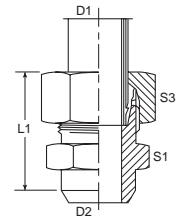
PRODUCT ID	DESCRIPTION	Tube OD	D3	S4	Standard Material From Stock			
					S	FB	SS	B
VS8970-L06	Hexagonal Bulkhead Nut	6	M 12x1.5	17	•			
VS8970-L08	Hexagonal Bulkhead Nut	8	M 14x1.5	19	•			
VS8970-L10	Hexagonal Bulkhead Nut	10	M 16x1.5	22	•			
VS8970-L12	Hexagonal Bulkhead Nut	12	M 18x1.5	24	•			
VS8970-L15	Hexagonal Bulkhead Nut	15	M 20x1.5	27	•			
VS8970-L18	Hexagonal Bulkhead Nut	18	M 22x1.5	30	•			
VS8970-L22	Hexagonal Bulkhead Nut	22	M 24x1.5	32	•			
VS8970-L28	Hexagonal Bulkhead Nut	28	M 26x1.5	36	•			
VS8970-L35	Hexagonal Bulkhead Nut	35	M 30x2	41	•			
VS8970-L42	Hexagonal Bulkhead Nut	42	M 36x2	46	•			
VS8970-S12	Hexagonal Bulkhead Nut	12	M 42x2	50	•			
VS8970-S16	Hexagonal Bulkhead Nut	16	M 45x2	55	•			
VS8970-S30	Hexagonal Bulkhead Nut	30	M 52x2	65	•			

Internal Coupling Nut VS9000 Series



PRODUCT ID	DESCRIPTION	D1	D3	L1	S3	Standard Material From Stock			
						S	FB	SS	B
VS9000-L06	Internal Coupling Nut	6	M 12x1.5	16	12	•			
VS9000-L08	Internal Coupling Nut	8	M 14x1.5	16	14	•			
VS9000-L10	Internal Coupling Nut	10	M 16x1.5	17	17	•			
VS9000-L12	Internal Coupling Nut	12	M 18x1.5	18	19	•			
VS9000-LL04	Internal Coupling Nut	4	M 8x1	12	8	•			
VS9000-LL06	Internal Coupling Nut	6	M 10x1	13	10	•			
VS9000-LL08	Internal Coupling Nut	8	M 12x1	14	12	•			

Welding Boss VS9500 Series



PRODUCT ID	DESCRIPTION	D1	D2	L1	S1	S3	Standard Material From Stock			
							S	FB	SS	B
VS9500-L06 ES4	Welding Boss	6	10	29	12	14	•			
VS9500-L08 ES4	Welding Boss	8	12	31	14	17	•			
VS9500-L10 ES4	Welding Boss	10	14	33	17	19	•			
VS9500-L12 ES4	Welding Boss	12	16	33	19	22	•			
VS9500-L18 ES4	Welding Boss	12	16	33	19	22	•			
VS9500-L22 ES4	Welding Boss	22	27	45	32	36	•			
VS9500-L28 ES4	Welding Boss	28	32	47	41	41	•			
VS9500-L42 ES4	Welding Boss	42	46	58	55	60	•			
VS9500-S12 ES4	Welding Boss	12	17	41	22	24	•			
VS9500-S20 ES4	Welding Boss	20	26	51	32	36	•			