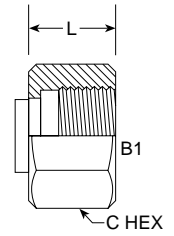


Cap Nut C0304-C Series

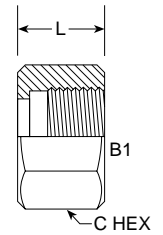
SAE# 080112 / MS# 51590



PART NO. SIZE	TUBE O.D.	B1 THREAD	L LGTH	M.M.	C HEX	C HEX	M.M.	Standard Material From Stock			
								S	FG	SS	B
C0304-C-02	1/8	5/16-24	0.500	12.70	3/8	0.375	9.52	•		•	
C0304-C-04	1/4	7/16-20	0.590	14.99	9/16	0.562	15.87	•		•	
C0304-C-05	5/16	1/2-20	0.610	15.49	5/8	0.625	15.87	•		•	
C0304-C-06	3/8	9/16-18	0.630	16.00	11/16	0.688	17.47	•		•	
C0304-C-08	1/2	3/4-16	0.750	19.05	7/8	0.875	22.22	•		•	
C0304-C-10	5/8	7/8-14	0.840	21.34	1	1.000	25.40	•		•	
C0304-C-12	3/4	1 1/16-12	0.910	23.11	1 1/4	1.250	31.75	•		•	
C0304-C-16	1	1 5/16-12	1.020	25.91	1 1/2	1.500	38.10	•		•	
C0304-C-20	1 1/4	1 5/8-12	1.060	26.92	2	2.000	50.80	•		•	

Nut C0318 Series

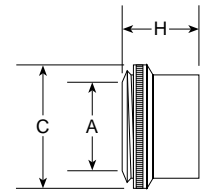
SAE# 080110 / MS# 51823



PART NO. SIZE	TUBE O.D.	B1 THREAD	L LGTH	M.M.	C HEX	C HEX	M.M.	Standard Material From Stock			
								S	FG	SS	B
C0318-02	1/8	5/16-24	0.540	13.72	3/8	0.375	9.52	•		•	
C0318-03	3/16	3/8-24	0.600	15.24	7/16	0.438	11.12	•		•	
C0318-04	1/4	7/16-20	0.610	15.49	9/16	0.562	14.27	•		•	•
C0318-05	5/16	1/2-20	0.670	17.02	5/8	0.625	15.87	•		•	
C0318-06	3/8	9/16-18	0.720	18.29	11/16	0.688	17.47	•		•	•
C0318-08	1/2	3/4-16	0.840	21.34	7/8	0.875	22.22	•		•	
C0318-10	5/8	7/8-14	0.970	24.64	1	1.000	25.40	•		•	
C0318-12	3/4	1 1/16-12	1.020	25.91	1 1/4	1.250	31.75	•		•	
C0318-14	7/8	1 3/16-12	1.080	27.43	1 3/8	1.375	34.92	•		•	
C0318-16	1	1 5/16-12	1.120	28.45	1 1/2	1.500	38.10	•		•	
C0318-20	1 1/4	1 5/8-12	1.220	30.99	2	2.000	50.80	•		•	
C0318-24	1 1/2	1 7/8-12	1.410	35.81	2 1/4	2.250	57.15	•		•	
C0318-32	2	2 1/2-12	1.740	44.20	2 7/8	2.875	73.02	•		•	

Ferrule C0319 Series

SAE# 080115A / MS# 51825A



PART NO. SIZE	TUBE O.D.	A	C	H	Standard Material From Stock			
					S	FG	SS	B
C0319-02	1/8	0.130	0.240	0.290	•		•	
C0319-03	3/16	0.190	0.310	0.330	•		•	
C0319-04	1/4	0.260	0.370	0.360	•		•	•
C0319-05	5/16	0.320	0.430	0.370	•		•	
C0319-06	3/8	0.380	0.500	0.390	•		•	•
C0319-08	1/2	0.510	0.660	0.430	•		•	
C0319-10	5/8	0.630	0.780	0.440	•		•	
C0319-12	3/4	0.760	0.930	0.480	•		•	
C0319-14	7/8	0.880	1.060	0.480	•		•	
C0319-16	1	1.010	1.190	0.480	•		•	
C0319-20	1 1/4	1.260	1.450	0.480	•		•	
C0319-24	1 1/2	1.510	1.690	0.480	•		•	
C0319-32	2	2.010	2.210	0.051	•		•	