


INCLINE BELTING

28 oz. Black Roughtop

Long popular standard in the industry. Often used as pulley lagging. The 28 oz. plies give a hefty appearance and cushioning effect.

56 3 Ply 28 oz. Black Roughtop x FS

57 4 Ply 28 oz. Black Roughtop x FS



Tan Rubber and Pure Gum Roughtop

Tan color is non-marking. The genuine gum is soft durometer for highest grab, steepest inclines and long wear where required. The tan rubber is more economical, yet highly serviceable. Three and four ply bare bottom construction is popular for sanding machinery applications.


58 3 Ply CN40 Tan Rubber Roughtop x FS

59 3 Ply CN40 Tan Genuine Pure Gum Roughtop x FS

59a 2 Ply 160 Tan Pure Gum Roughtop x Bare

59b 3 Ply 180 Tan Pure Gum Roughtop x Bare


59c 4 Ply 240 Tan Pure Gum Roughtop x Bare



Poly Brown Nitrile Roughtop

Nitrile construction resists oil, heat, grease, and chemical exposure. Our specification is made of 135 lb.-rated all polyester for high strength and stretch resistance, yet is very flexible for small pulleys.

60 3 Ply Poly 135 Brown Nitrile Roughtop x FS




3 Ply Tan and Blue Carbox Nitrile Roughtop

Carbox nitrile roughtop yields vastly longer service life than rubber roughtop. It is ideal where regular roughtop surfaces wear down quickly and must be replaced. No. 61 features a strong all-polyester carcass, while No. 61a is a cotton/nylon construction. Popular for handling cardboard cartons.

61 3 Ply Poly 135 Tan Carbox Nitrile Roughtop x FS


61a 3 Ply CN40 Blue Carbox Nitrile Roughtop x FS



3 Ply Black V-Ridge

Cross corrugated peaks are equivalent to small cleats; will convey on high inclines. M-shaped ridges are soft, yet durable, and will self clean as they go around pulleys. Frequently used to convey cardboard cartons.


62 3 Ply CN40 Black V-Ridge x FS



3 Ply Black Duralift

Long wearing, solid inverted V-shaped ridges prevent back sliding on high inclines. Self-cleaning belt is popular as case conveyor belt in the bottling industry.

63 3 Ply CN40 Black Duralift x FS



3 Ply Black and Tan Gum Steepgrade

Features soft, oval-shaped nubs for gripping packages and products for very steep inclines. The molded projections prevent slip-back, providing a cushioning, pocketing effect for all sizes and shapes of boxes. No. 65 Tan Genuine Pure Gum is softer durometer for the highest inclines. Both are good for slider bed applications.

64 3 Ply CN40 Black Steepgrade x FS

65 3 Ply CN40 Tan Genuine Pure Gum Steepgrade x FS



BELT SAMPLES ARE AVAILABLE! CALL FOR DETAILS.