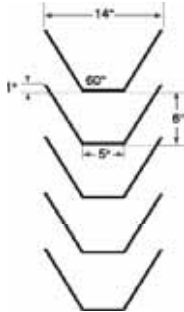
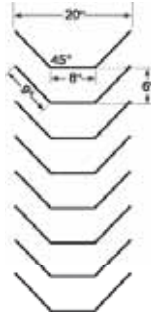


POPULAR INDUSTRIAL PATTERNS


OVER 100 OTHER CUSTOM PATTERNS AVAILABLE



Template #8
1/2" x 1/2" Square
U-Shaped Cleats



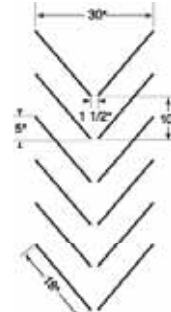
Template #8A
1/2" x 1/2" Square
U-Shaped Cleats



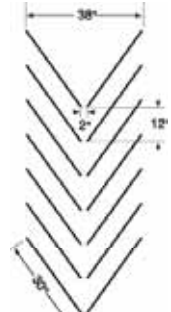
Template #8B
1/2" x 1/2" Square
U-Shaped Cleats




Template #32
3/8" x 3/8" Closed
Chevrons to 28" Wide



Template #40
1/2" x 1/2" Square
Chevron



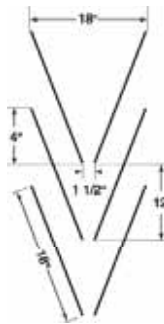
Template #6
1/2" x 1/2" Square
Chevron



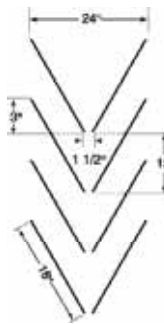
Template #34
Closed 90° Chevron
Leading and trailing edges
beveled for return rollers



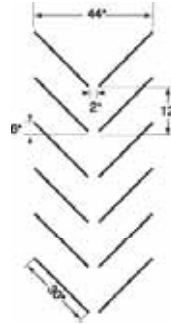
Template #35
1/2" x 1/2" Square
30" to 54"




Template #38
1/2" x 1/2" Square
Chevron



Template #39
1/2" x 1/2" Square
Chevron



Template #36
1/2" x 1/2" Rect. Cleats
for 44" or Wider Belts



Template #37
1/2" x 1/2" Square
Herringbone 12" to 44"

SLITTABLE BELTING

POPULAR FACTORY
MANUFACTURED
PROFILES



CHEVRON TOP




BUCKET TOP



CRESCENT TOP



**DUROCLEAT™
(Rubber V-Top)**



Z TOP



**CONTINUOUS
CHEVRON**

CONSTRUCTIONS:

Apache matches the appropriate belt and cleat specifications to meet your application requirements. Standard or special belt and cleat compounds are utilized to increase productivity and extend service life.

CHEVRON DESIGNS:

Chevron patterns carry a variety of materials up much steeper inclines than a standard belt. Loose and wet or dry materials are moved quickly from the loading points. Chevron patterns are available with either closed or open centers (for drainage).

APPLICATIONS:

Apache Chevron cleated belt can be found in limitless applications. Common uses are asphalt milling, sand and gravel, wood chips, coal mining, waste management, tub grinders, and loading/unloading of barges and rail cars.

Contact Apache Customer Service for recommendations on your specific application.